

US00D549458S

(12) **United States Design Patent**
Krahl et al.

(10) **Patent No.:** **US D549,458 S**

(45) **Date of Patent:** **** Aug. 28, 2007**

(54) **CARRIER FOR SMALL OBJECTS**

6,474,481 B1 * 11/2002 Liu 211/69
D466,691 S * 12/2002 Zimmerman D3/310
2006/0065564 A1 * 3/2006 McCarty et al. 206/378
2006/0157364 A1 * 7/2006 Sproul et al. 206/372

(75) Inventors: **Wolfgang Krahl**, Laupheim (DE);
Martin Seiffert, Schelklingen (DE);
Harald Litke, Achstetten (DE); **Roland Kohn**, Orsenhausen (DE); **Markus Habdank**, Laupheim (DE)

* cited by examiner

(73) Assignee: **Uhlmann Pac-Systeme GmbH & Co. KG**, Laupheim (DE)

Primary Examiner—Catherine R. Oliver
(74) *Attorney, Agent, or Firm*—Andrew Wilford

(**) Term: **14 Years**

(57) **CLAIM**

(21) Appl. No.: **29/268,481**

The ornamental design for a carrier for small objects, as shown.

(22) Filed: **Nov. 7, 2006**

(30) **Foreign Application Priority Data**

DESCRIPTION

May 11, 2006 (EM) 000526496

(51) **LOC (8) Cl.** **03-01**

FIG. 1 is a top perspective view of the carrier for small objects showing our new design;

(52) **U.S. Cl.** **D3/315; D3/201**

FIG. 2 is a top plan view thereof;

(58) **Field of Classification Search** D3/315,
D3/201, 310, 313, 305, 308, 905; D8/71;
206/372-378; 211/70.6, 74, 60.1, 69

FIG. 3 is a bottom plan view thereof;

See application file for complete search history.

FIG. 4 is a right side view thereof;

FIG. 5 is a left side view thereof;

(56) **References Cited**

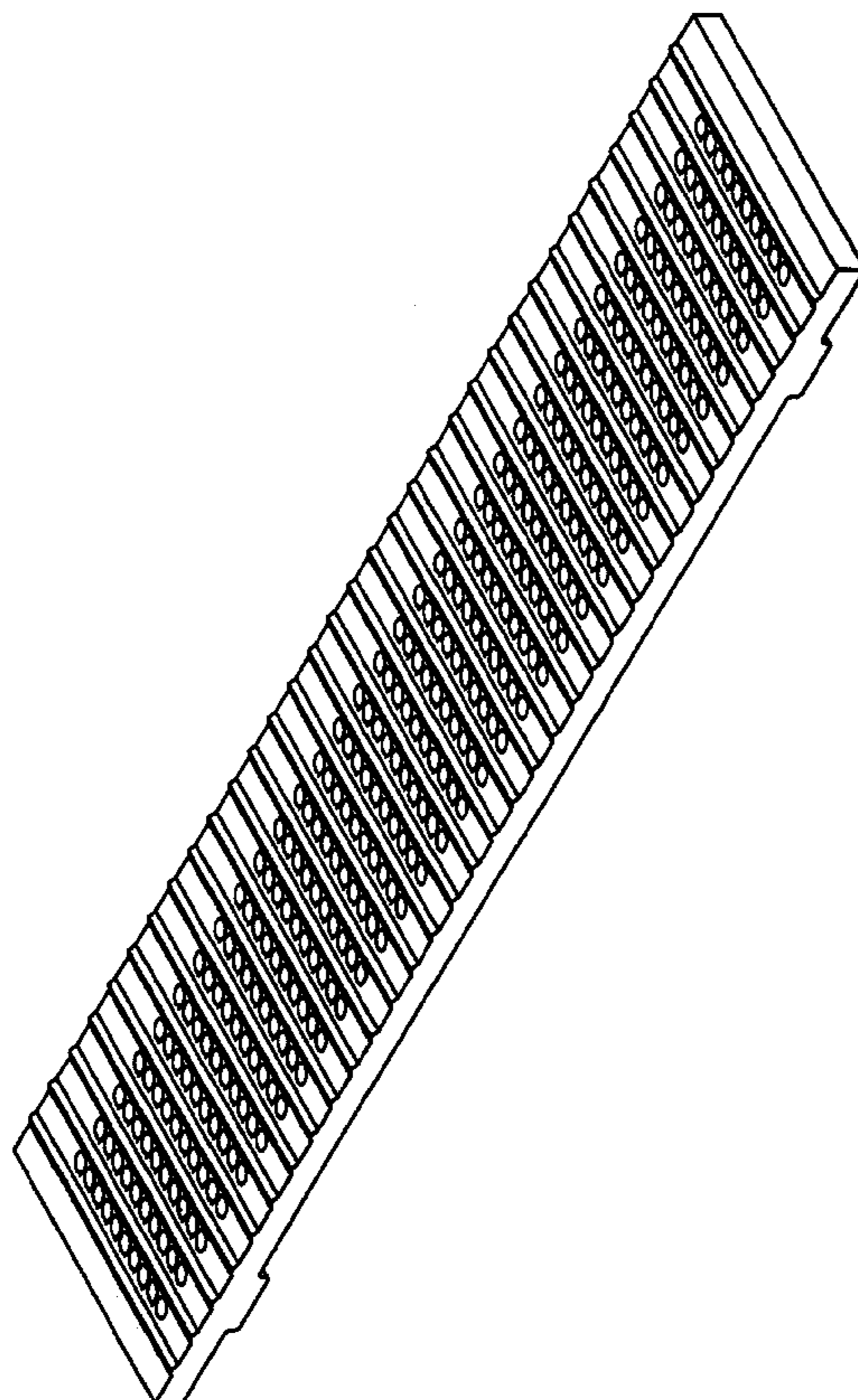
FIG. 6 is a front view thereof; and,

U.S. PATENT DOCUMENTS

FIG. 7 is a rear view.

D414,936 S * 10/1999 Doubek D3/315

1 Claim, 7 Drawing Sheets



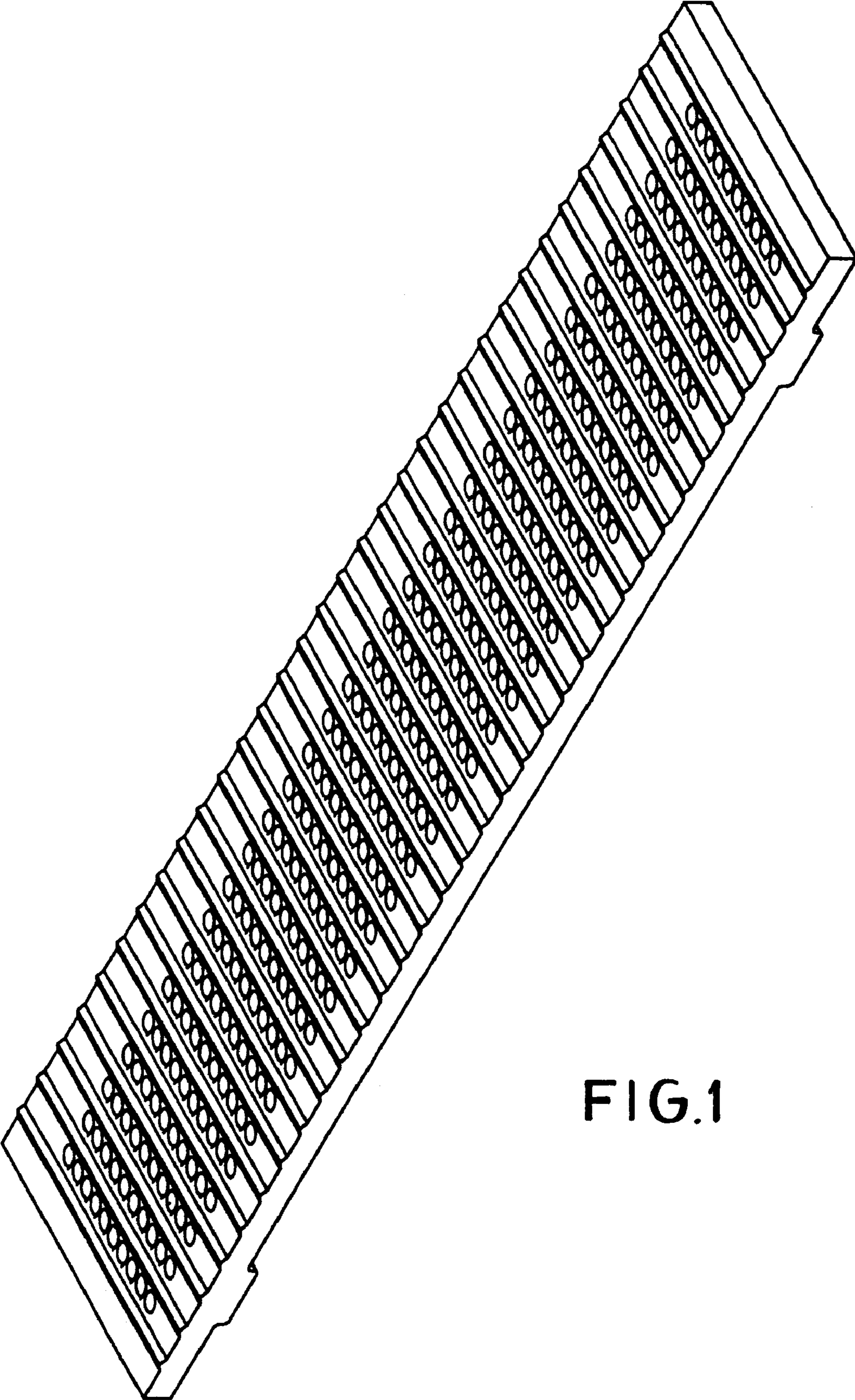


FIG.1

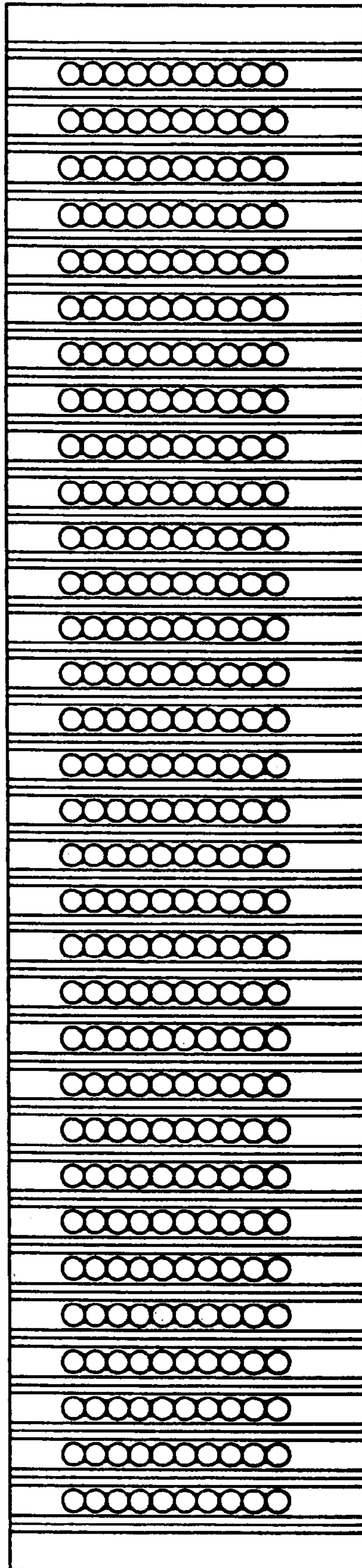


FIG.2

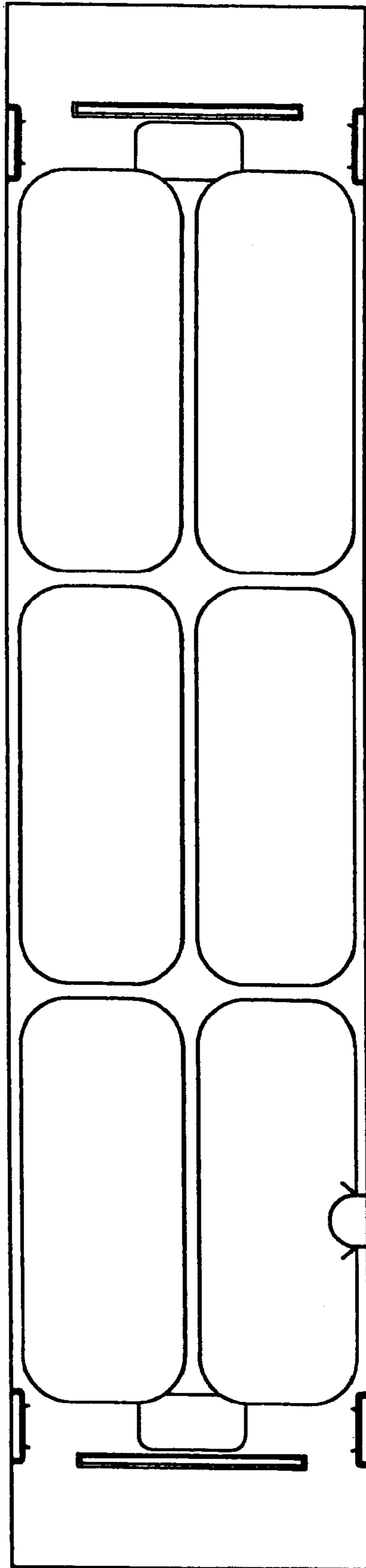


FIG.3



FIG.4



FIG.5




FIG. 6



FIG. 7