



US00D549436S

(12) **United States Design Patent**
Choi

(10) **Patent No.:** **US D549,436 S**

(45) **Date of Patent:** **** Aug. 28, 2007**

(54) **SIDE ELEMENT OF A SHOE UPPER**

(75) Inventor: **Dong Won Choi**, Los Angeles, CA
(US)

(73) Assignee: **ACI International**, Los Angeles, CA
(US)

(**) Term: **14 Years**

(21) Appl. No.: **29/244,253**

(22) Filed: **Dec. 6, 2005**

(51) **LOC (8) Cl.** **02-99**

(52) **U.S. Cl.** **D2/972**

(58) **Field of Classification Search** D2/902,
D2/906-908, 944, 969, 972-974; 36/45,
36/50.1, 77 M, 77 R, 83, 88, 113, 114, 126-134
See application file for complete search history.

(56) **References Cited**

U.S. PATENT DOCUMENTS

D239,342 S *	3/1976	Dassler	D2/907
D250,917 S *	1/1979	Wynne	D2/908
D449,426 S *	10/2001	Pollastrelli	D2/908
D472,042 S *	3/2003	Masullo	D2/972
D478,415 S *	8/2003	Masullo	D2/972
D487,965 S *	4/2004	Hardy	D2/972
D519,272 S *	4/2006	Robinson	D2/972
D520,727 S *	5/2006	Sabounjian	D2/972
D520,728 S *	5/2006	Sabounjian	D2/972

D521,225 S *	5/2006	Sabounjian	D2/972
D522,224 S *	6/2006	Costantini	D2/972
D538,027 S *	3/2007	Kohastu et al.	D2/972

* cited by examiner

Primary Examiner—Dominic Simone

(74) *Attorney, Agent, or Firm*—Greenberg Traurig LLP;
Christopher Darrow, Esq.

(57) **CLAIM**

The ornamental design for an side element of a shoe upper,
as shown and described.

DESCRIPTION

FIG. 1 is a side elevational view of a first embodiment of an
side element of a shoe upper showing the new design;

FIG. 2 is a side elevational view of an alternate embodiment
of the shoe upper showing the new design;

FIG. 3 is a perspective view of the first embodiment of the
shoe upper of the new design; and,

FIG. 4 is a perspective view of the alternative embodiment.

The even broken lines in FIGS. 2 and 4 represent design
elements. The uneven broken lines in all figures surrounding
the design element represent the bounds of the claimed
design. The uneven broken lines in all figures showing the
remainder of the shoe are for illustrative purposes only and
form no part of the claimed design.

1 Claim, 2 Drawing Sheets

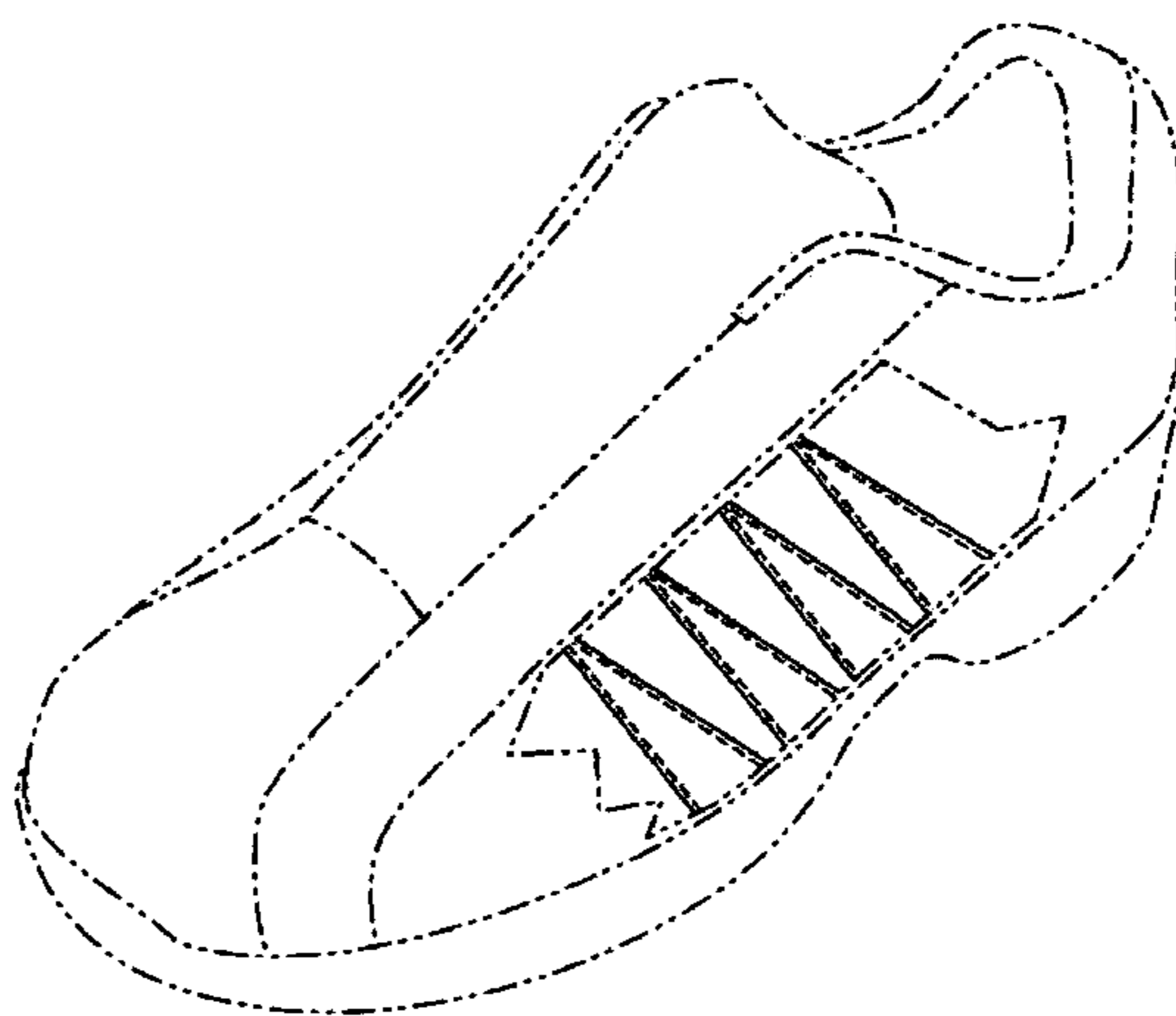
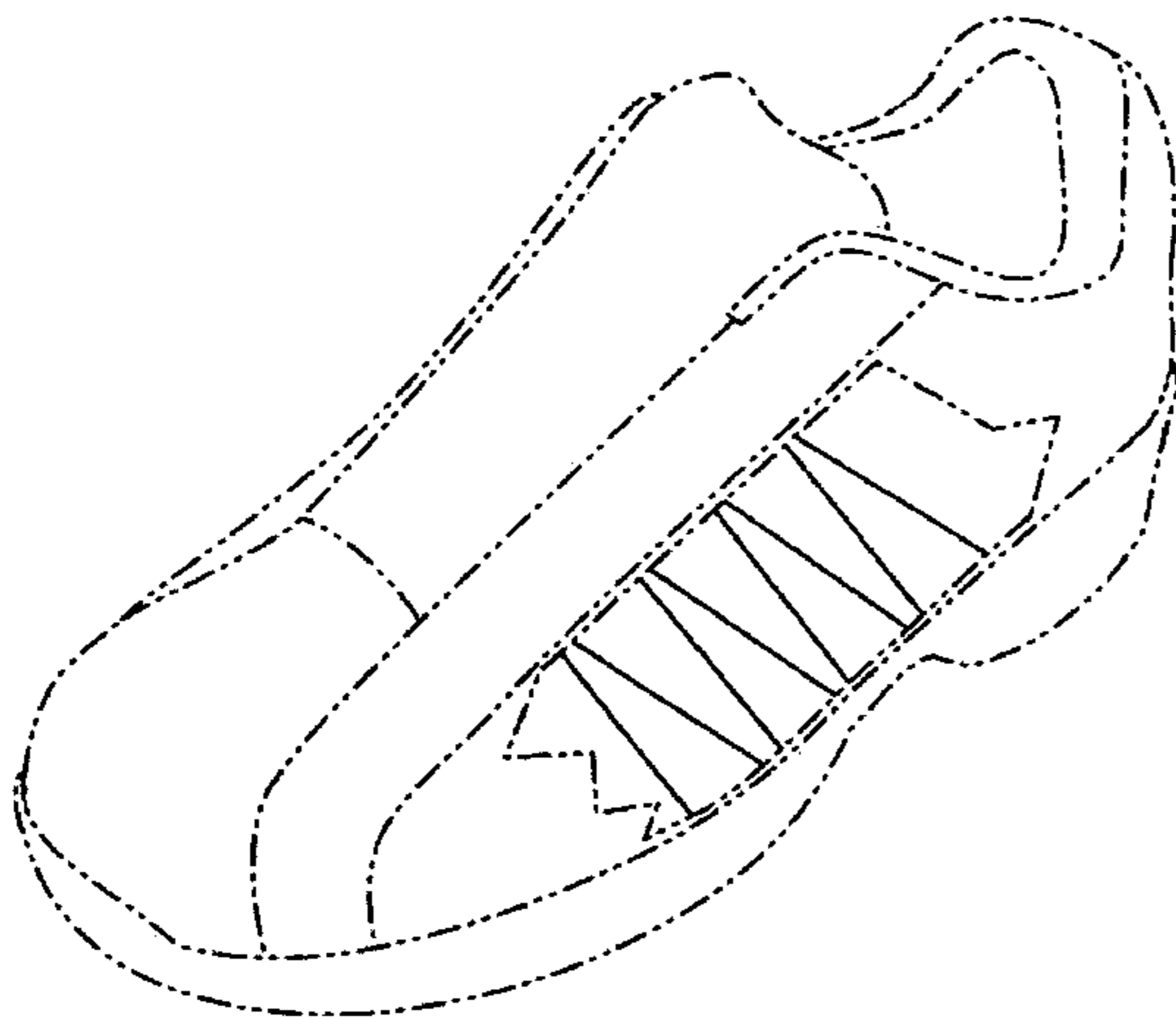


Fig. 1

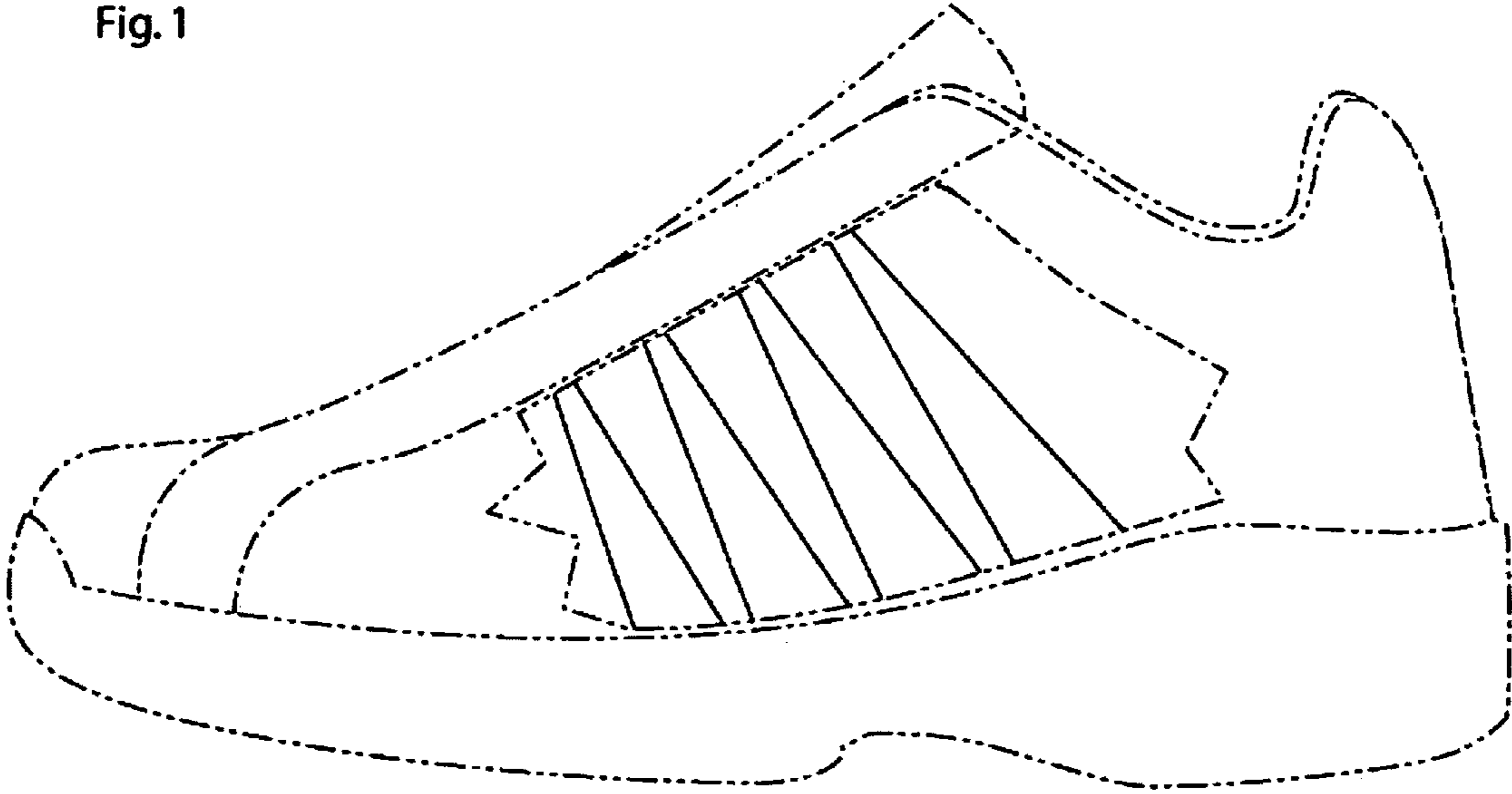


Fig. 2

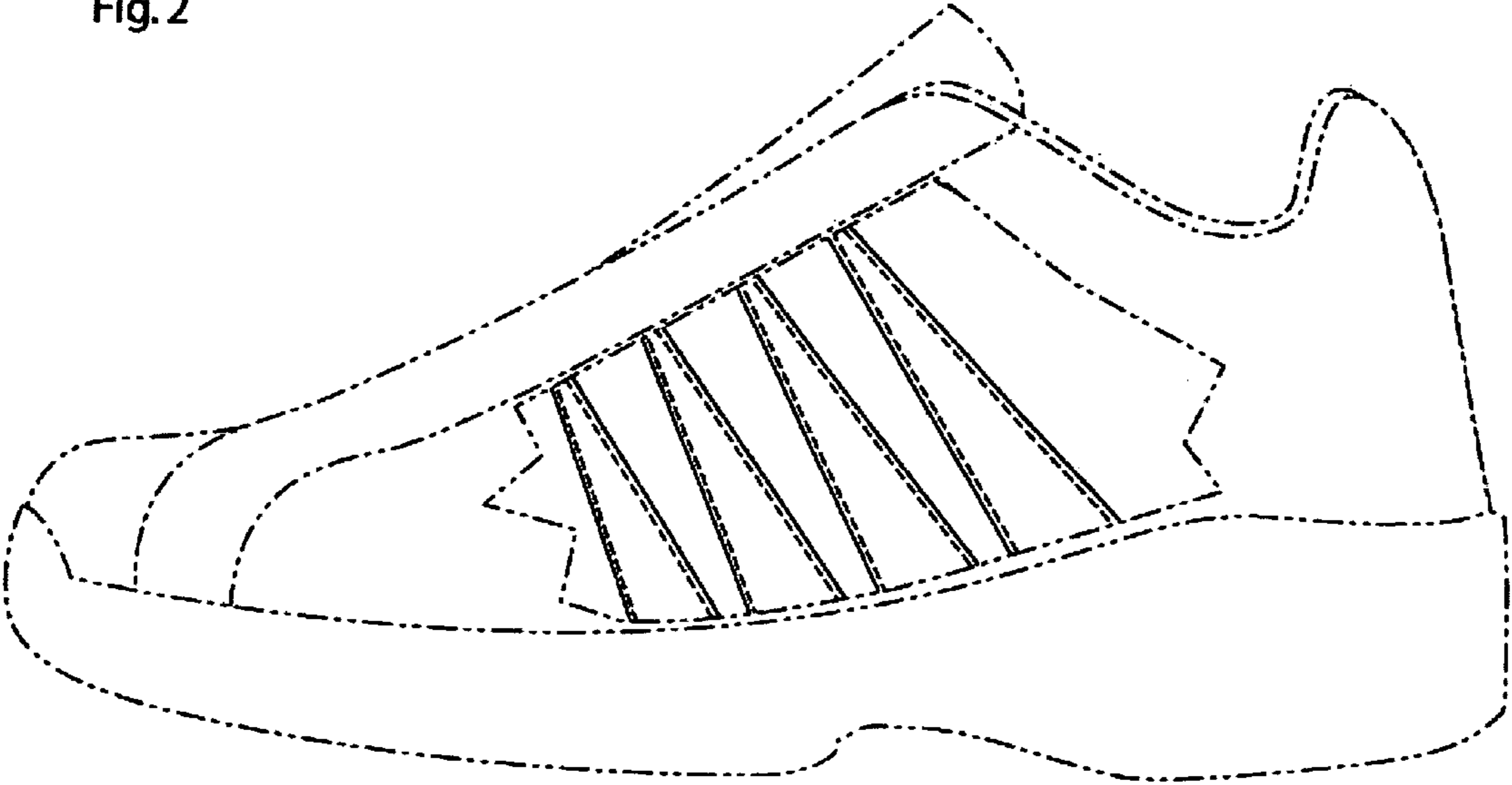


Fig. 3

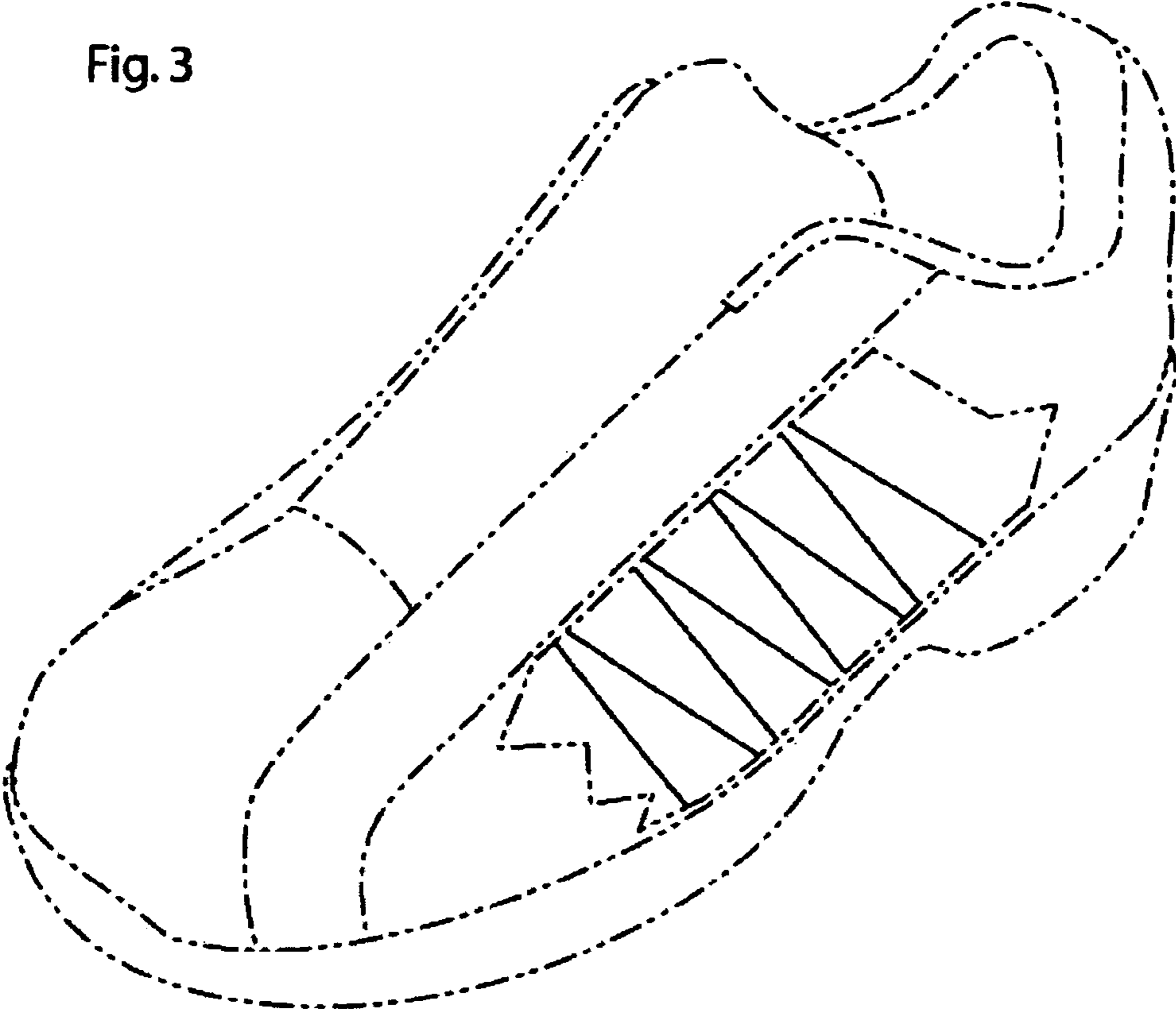


Fig. 4

