

US00D549409S

(12) **United States Design Patent**  
**Daams**

(10) **Patent No.:** **US D549,409 S**

(45) **Date of Patent:** **\*\* Aug. 21, 2007**

(54) **RECTANGULAR TOUCH BIN**

(75) **Inventor:** **Rudolphus Cornelis Henricus Daams,**  
Eindhoven (NL)

(73) **Assignee:** **Brabantia Nederland B.V.,** Waalre  
(NL)

(\*\*) **Term:** **14 Years**

(21) **Appl. No.:** **29/243,812**

(22) **Filed:** **Nov. 29, 2005**

(51) **LOC (8) Cl.** ..... **07-07**

(52) **U.S. Cl.** ..... **D32/37; D34/7**

(58) **Field of Classification Search** ..... D32/37;  
D34/7, 1, 5, 11; 220/212.5, 254.1, 254.3-254.4,  
220/604, 657, 780-784, 796-799, 908-913,  
220/DIG. 12-14

See application file for complete search history.

(56) **References Cited**

**U.S. PATENT DOCUMENTS**

D342,365 S \* 12/1993 Conaway et al. .... D32/37  
D344,167 S \* 2/1994 Hobson et al. .... D32/37

D344,823 S \* 3/1994 Wilgus et al. .... D32/37  
D355,060 S \* 1/1995 Bernstein et al. .... D32/37  
D468,500 S \* 1/2003 Lin ..... D32/37  
D498,890 S \* 11/2004 Lin et al. .... D32/37

\* cited by examiner

*Primary Examiner*—Pamela J. Burgess

(74) *Attorney, Agent, or Firm*—Abelman, Frayne & Schwab

(57) **CLAIM**

The ornamental design for a rectangular touch bin, as shown and described.

**DESCRIPTION**

FIG. 1 is a top front right side perspective view of a rectangular touch bin showing my new design;

FIG. 2 is a left side elevational view thereof, with the right side being a mirror image thereof;

FIG. 3 is a top plan view thereof;

FIG. 4 is a front elevational view thereof; and,

FIG. 5 is a rear elevational view thereof.

**1 Claim, 2 Drawing Sheets**

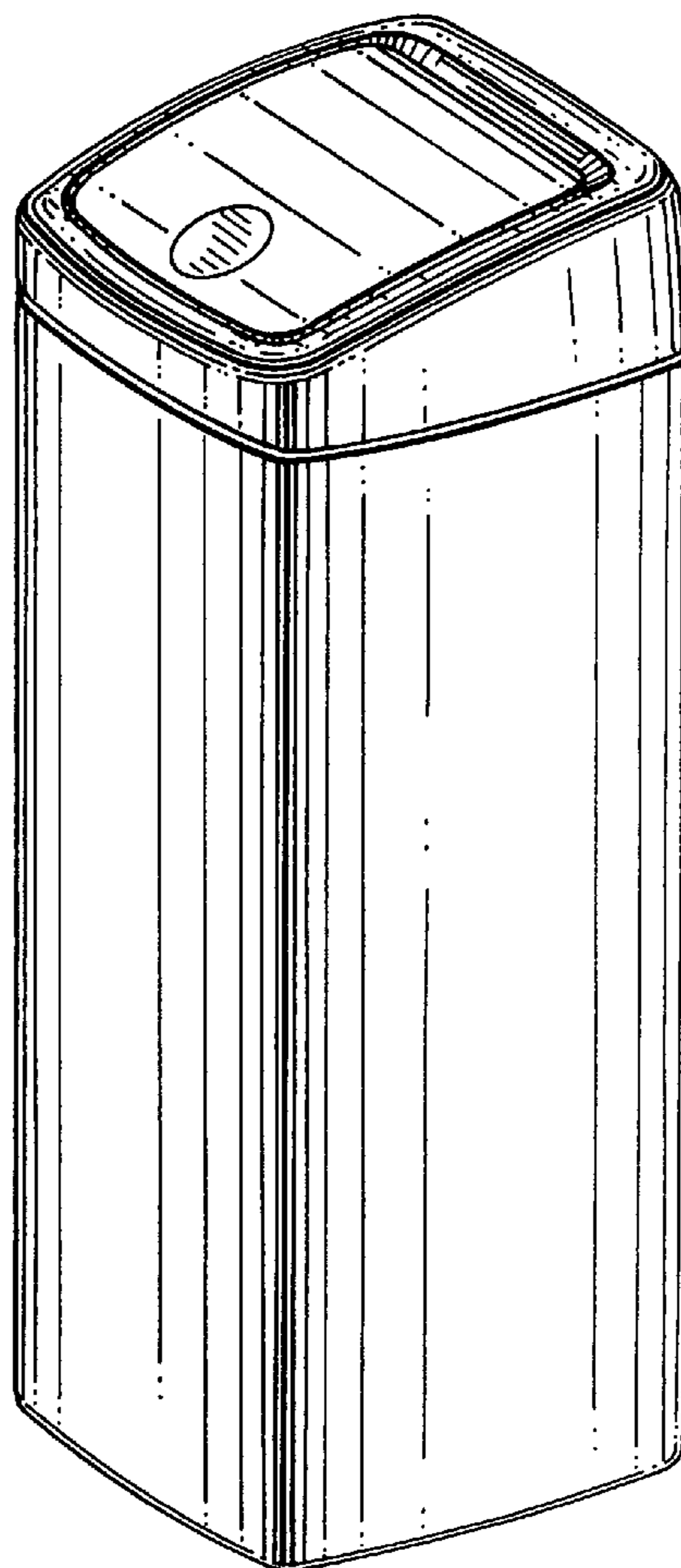


FIG. 1

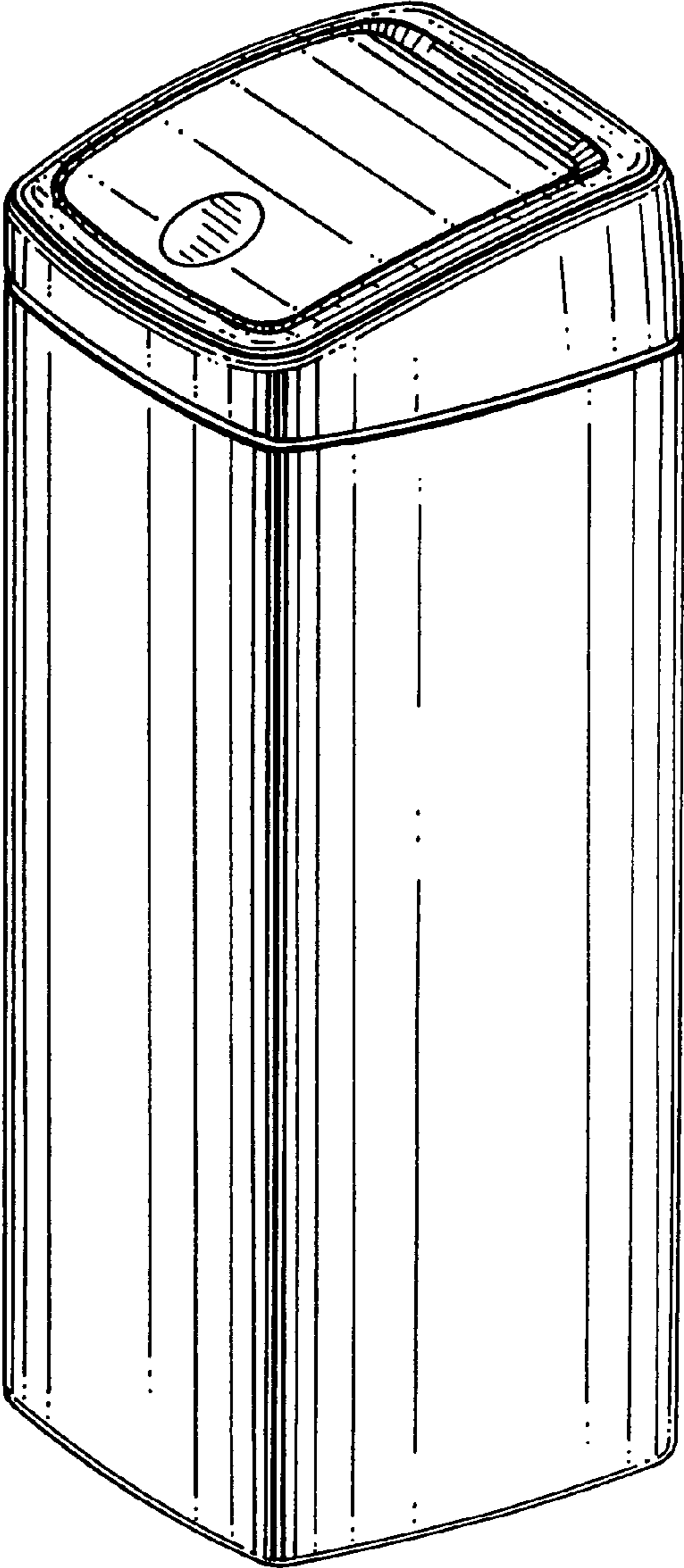



FIG. 2






FIG. 3

FIG. 4




FIG. 5

