

US00D549396S

(12) **United States Design Patent**
VanErmen

(10) **Patent No.:** **US D549,396 S**

(45) **Date of Patent:** **** Aug. 21, 2007**

(54) **PROTECTIVE GLOVE WITH PENTAGONAL SHAPED PATTERN**

(76) Inventor: **Steven R. VanErmen**, 6491 Old Darby Trail NE., Ada, MI (US) 49301

(**) Term: **14 Years**

(21) Appl. No.: **29/260,277**

(22) Filed: **May 23, 2006**

(51) **LOC (8) Cl.** **23-02**

(52) **U.S. Cl.** **D29/113**

(58) **Field of Classification Search** D2/610, D2/616-623; D29/113, 116.2, 117.1, 117.2, D29/118-119, 123; 2/455, 16, 19, 159, 161.1-161.8, 2/162, 170, 910, 917; D24/190; D4/137; D28/63

See application file for complete search history.

(56) **References Cited**

U.S. PATENT DOCUMENTS

1,215,163	A	2/1917	Johnson	
1,362,461	A	12/1920	Anast	
2,025,710	A	12/1935	Beemer	
4,573,220	A	3/1986	Baker	
4,727,602	A *	3/1988	Giese et al.	2/163
4,751,747	A	6/1988	Banks et al.	
5,200,263	A	4/1993	Gould et al.	
D351,930	S *	10/1994	Snider et al.	D29/113
D355,521	S	2/1995	Galdi	
5,497,510	A	3/1996	Knowles et al.	
5,528,772	A	6/1996	Cheek	
5,564,127	A	10/1996	Manne	
5,566,394	A	10/1996	Flick	
D389,608	S	1/1998	Kraatz	
5,745,919	A	5/1998	Kraatz	
D412,048	S	7/1999	Schiazza	
6,009,557	A	1/2000	Witta	

6,209,137	B1	4/2001	Wallick	
D446,368	S *	8/2001	Pizarro	D32/43
D500,394	S	12/2004	VanErmen	
D511,864	S	11/2005	VanErmen	
D524,489	S *	7/2006	Scott	D29/113
2001/0049838	A1	12/2001	Fitz	

* cited by examiner

Primary Examiner—Robert A. Delehanty

(74) *Attorney, Agent, or Firm*—Quarles & Brady LLP

(57) **CLAIM**

The ornamental design for a protective glove with pentagonal shaped pattern, as shown and described.

DESCRIPTION

FIG. 1 is a rear perspective view of the protective glove with pentagonal shaped pattern according to our new design showing the repeating pentagonal shaped pattern;

FIG. 2 is a front perspective view thereof;

FIG. 3 is a front elevational view of the protective glove with pentagonal shaped pattern according to our new design showing the repeating pentagonal shaped pattern;

FIG. 4 is a rear elevational view thereof;

FIG. 5 is a left side view of the protective glove with pentagonal shaped pattern shown in FIG. 3;

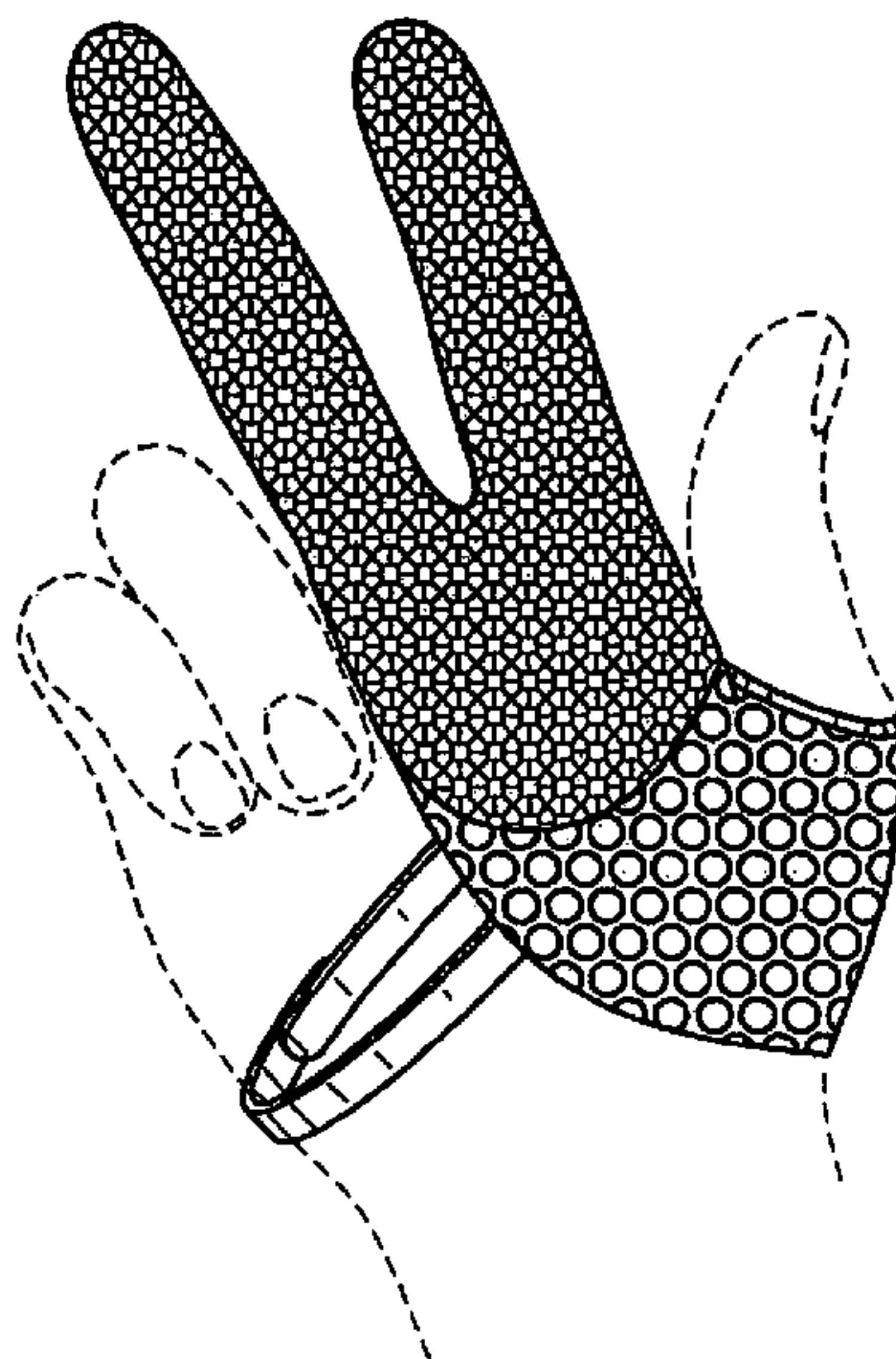
FIG. 6 is a right side view of the protective glove with pentagonal shaped pattern shown in FIG. 3;

FIG. 7 is a top view of the protective glove with pentagonal shaped pattern shown in FIG. 3; and,

FIG. 8 is a bottom view of the protective glove with pentagonal shaped pattern shown in FIG. 3.

The broken line showing is for illustrative purposes only and forms no part of the claimed design.

1 Claim, 3 Drawing Sheets



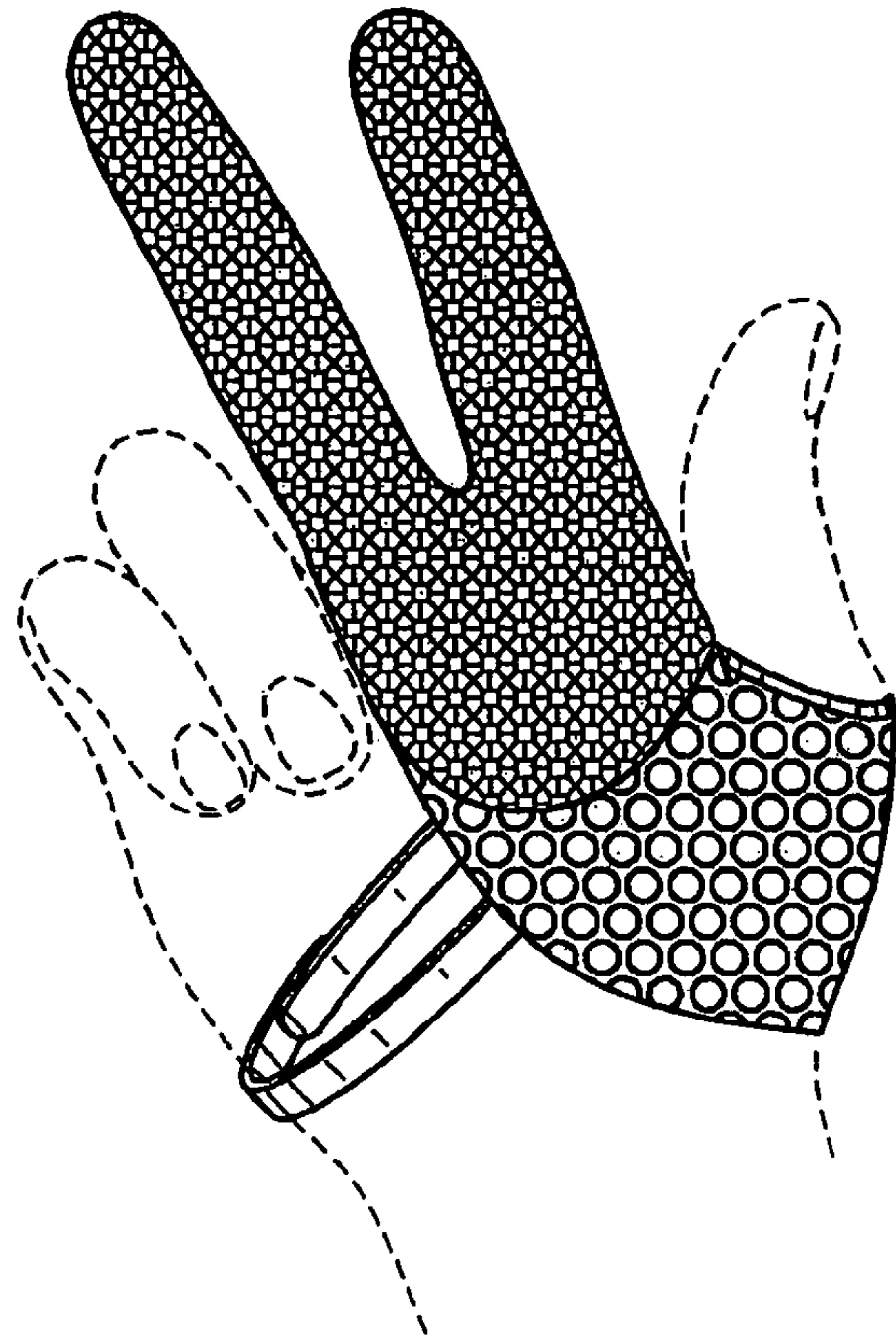


FIG. 1

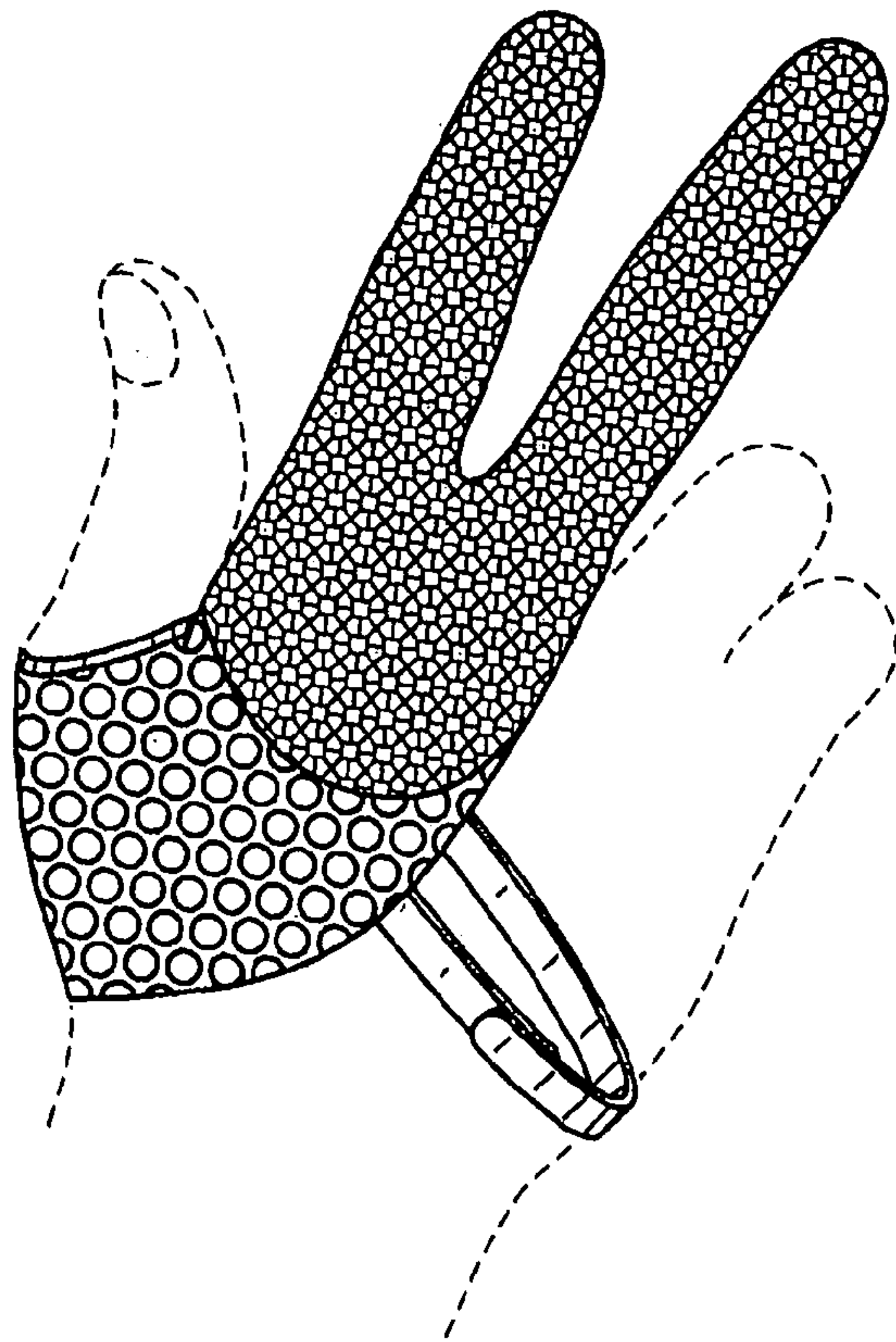


FIG. 2

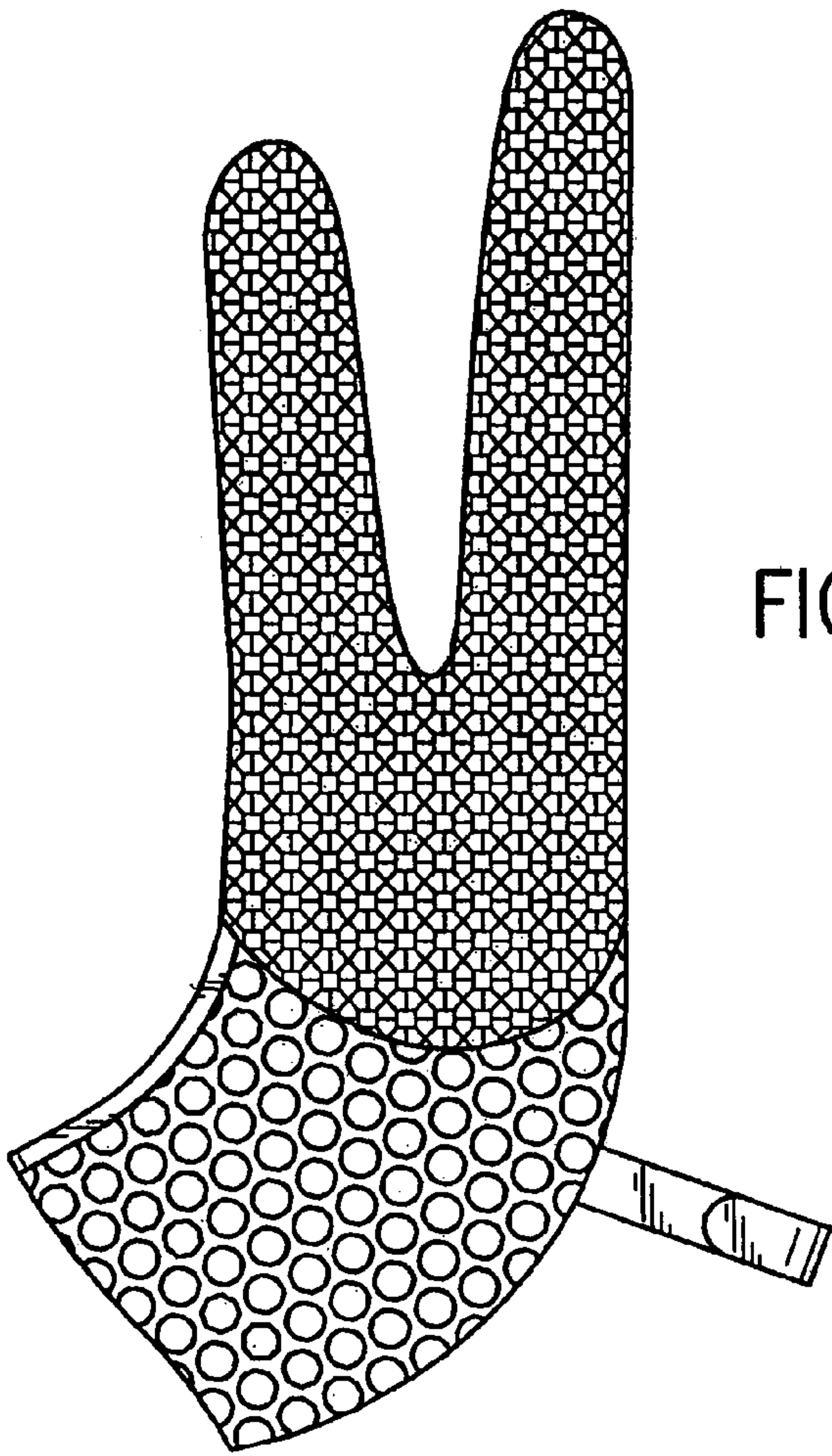
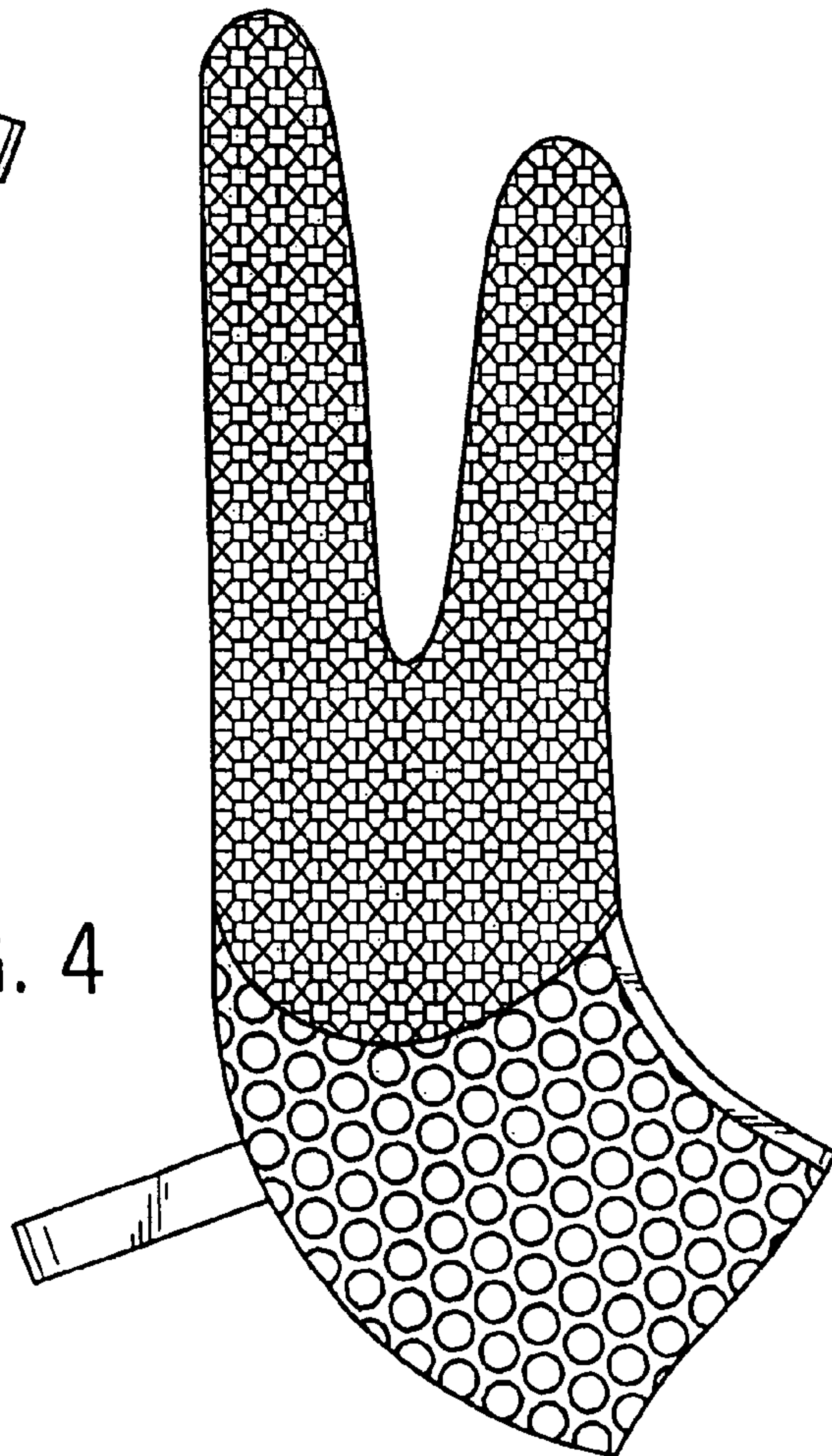


FIG. 3

FIG. 4



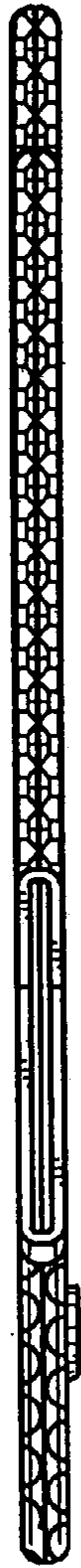


FIG. 5



FIG. 6



FIG. 7

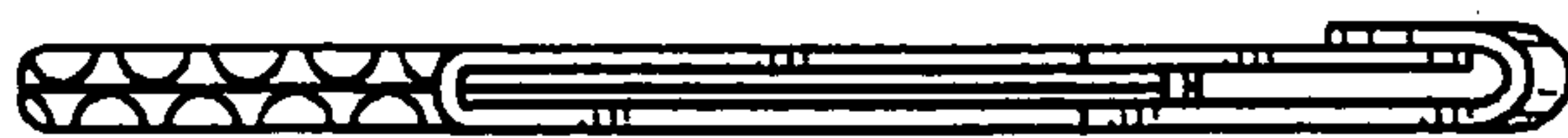


FIG. 8