

US00D549388S

(12) **United States Design Patent** (10) **Patent No.:** **US D549,388 S**
Lehman et al. (45) **Date of Patent:** **** Aug. 21, 2007**

(54) **TRACK ADAPTOR**

6,062,705 A * 5/2000 Zimmer et al. 362/640
6,065,855 A * 5/2000 Hwang 362/294

(75) Inventors: **Gregg Lehman**, Peachtree City, GA (US); **Paul Bartlett**, Newnan, GA (US); **Vincent Iacovelli**, Newnan, GA (US)

(Continued)

(73) Assignee: **Cooper Technologies Company**, Houston, TX (US)

OTHER PUBLICATIONS

Capri Lighting, Solis, product sheet, 2005 (2 pages).
Nora Lighting, NRS90 Rail Series, product sheet, 2001 (6 pages).
Con-Tech Lighting, Symphony MiniTrack, Catalog (16 pages), available as early as Jan. 19, 2005.

(**) Term: **14 Years**

Primary Examiner—Freda S. Nunn

(21) Appl. No.: **29/252,117**

Assistant Examiner—Kevin K. Rudzinski

(22) Filed: **Jan. 19, 2006**

(74) *Attorney, Agent, or Firm*—SAIDMAN DesignLaw Group

Related U.S. Application Data

(57) **CLAIM**

(63) Continuation of application No. 29/233,364, filed on Jun. 30, 2005.

The ornamental design for a track adaptor, as shown and described.

(51) **LOC (8) Cl.** **26-99**

DESCRIPTION

(52) **U.S. Cl.** **D26/139**

This application is related to co-pending applications: Ser. No. 11/322,837, filed Dec. 30, 2005 and titled “Halo Flex Track”; Ser. No. 11/324,099, filed Dec. 30, 2005 and titled “Halo Power Supplies”; Ser. No. 11/323,231, filed Dec. 30, 2005 and titled “Halo Clam Shell Connections”; and Ser. No. 11/323,755, filed Dec. 30, 2005 and titled “Halo Hubs and Connections”.

(58) **Field of Classification Search** D26/138, D26/24, 63, 26, 72, 113, 118, 137, 153, 155; D13/133; D23/209; 439/207; 362/147, 362/269, 371, 249, 294, 119, 391, 382, 404, 362/257, 407, 648

See application file for complete search history.

(56) **References Cited**

U.S. PATENT DOCUMENTS

- D91,143 S * 12/1933 Nero D13/134
- 2,977,566 A * 3/1961 Neumann et al. 439/534
- 3,894,781 A * 7/1975 Donato 439/121
- D253,854 S * 1/1980 Strignano D26/89
- 4,699,439 A * 10/1987 Cohen 439/207
- 4,861,273 A * 8/1989 Wenman et al.
- 4,931,917 A * 6/1990 Scherf et al. 362/371
- D310,511 S * 9/1990 Bedocs et al. D13/133
- 4,975,817 A * 12/1990 Reimers 362/418
- D337,989 S * 8/1993 Lee D13/133
- D368,070 S * 3/1996 Krokaugger D13/133
- 5,855,485 A * 1/1999 Patti
- 6,004,005 A * 12/1999 Demshki, Jr.

FIG. 1 is a top, front perspective view of a first embodiment of a track adaptor showing our new design;

FIG. 2 is a bottom, side perspective view thereof;

FIG. 3 is a left side view thereof, the right side view being a mirror image;

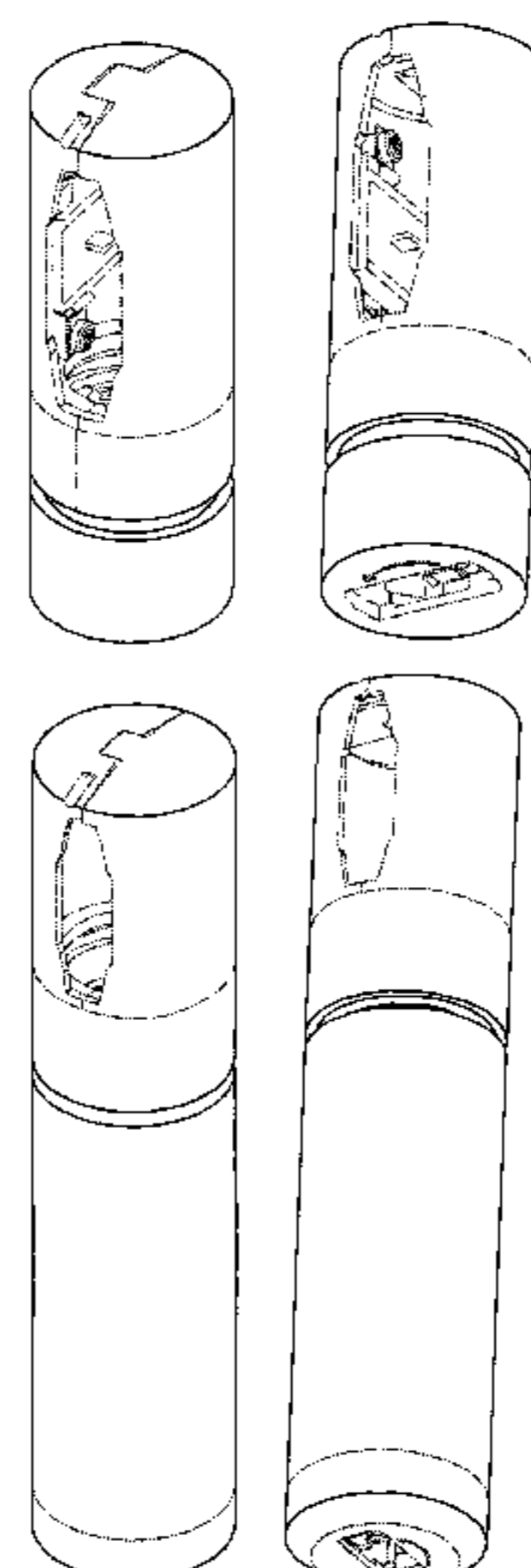
FIG. 4 is a top, front perspective view of a second embodiment of a track adaptor showing our new design;

FIG. 5 is a bottom, side perspective view thereof; and,

FIG. 6 is a left side view thereof, the right side view being a mirror image.

The broken lines form no part of the claimed design.

1 Claim, 3 Drawing Sheets



US D549,388 S

Page 2

U.S. PATENT DOCUMENTS

6,079,846	A *	6/2000	Huang	362/119	6,676,281	B2 *	1/2004	Bray et al.	362/391
D431,084	S *	9/2000	Bartkus et al.	D26/24	6,676,821	B1	1/2004	Bray et al.		
D442,309	S	5/2001	Miller et al.			6,716,042	B2	4/2004	Lin		
D444,252	S *	6/2001	Miller et al.	D26/63	2002/0093819	A1 *	7/2002	Chen et al.	362/226
D448,506	S	9/2001	Miller et al.			2002/0176254	A1 *	11/2002	Kostal et al.	362/253
6,336,832	B2 *	1/2002	Nobe	439/857	2003/0031018	A1 *	2/2003	Bray et al.	362/391
D459,301	S *	6/2002	Fan Wong	D13/133	2004/0160767	A1	8/2004	Mobarak et al.		

* cited by examiner

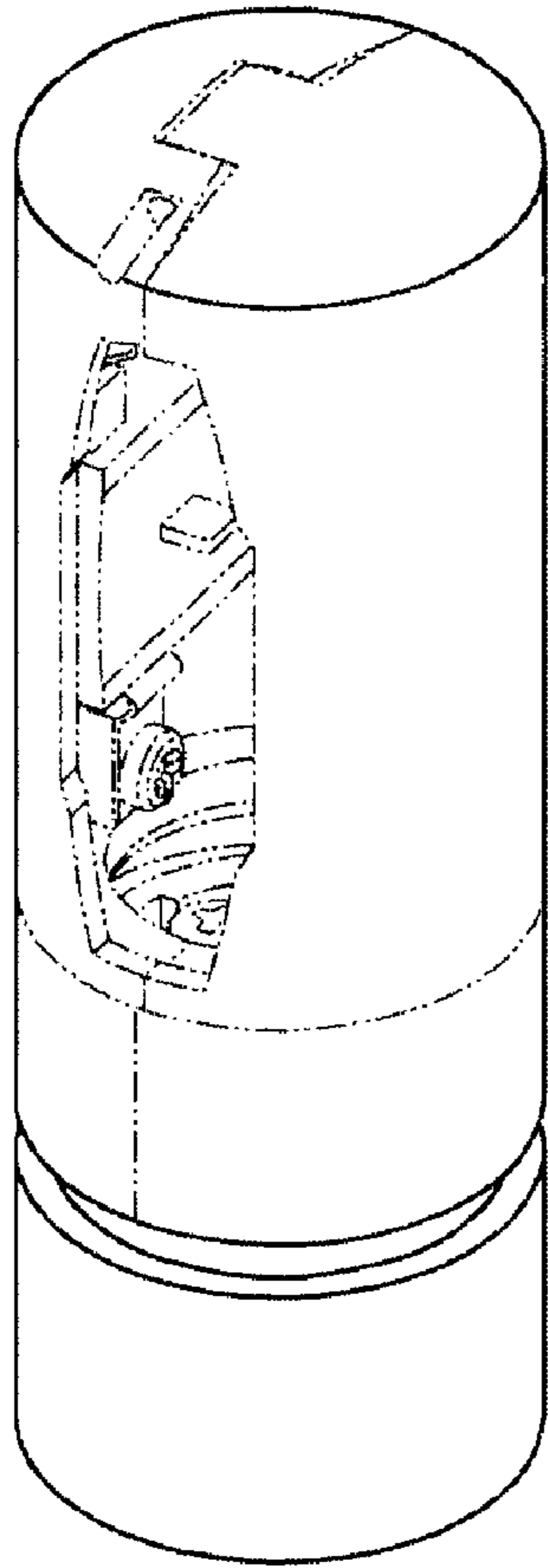


Fig. 1

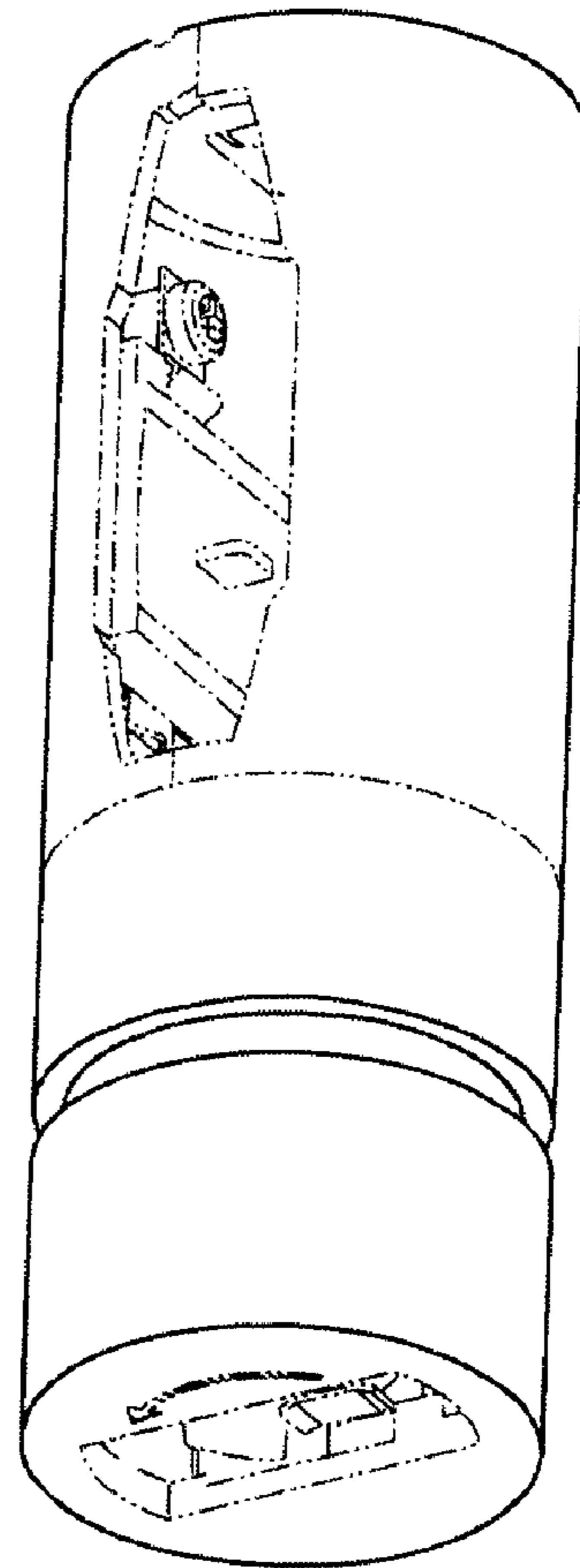


Fig. 2

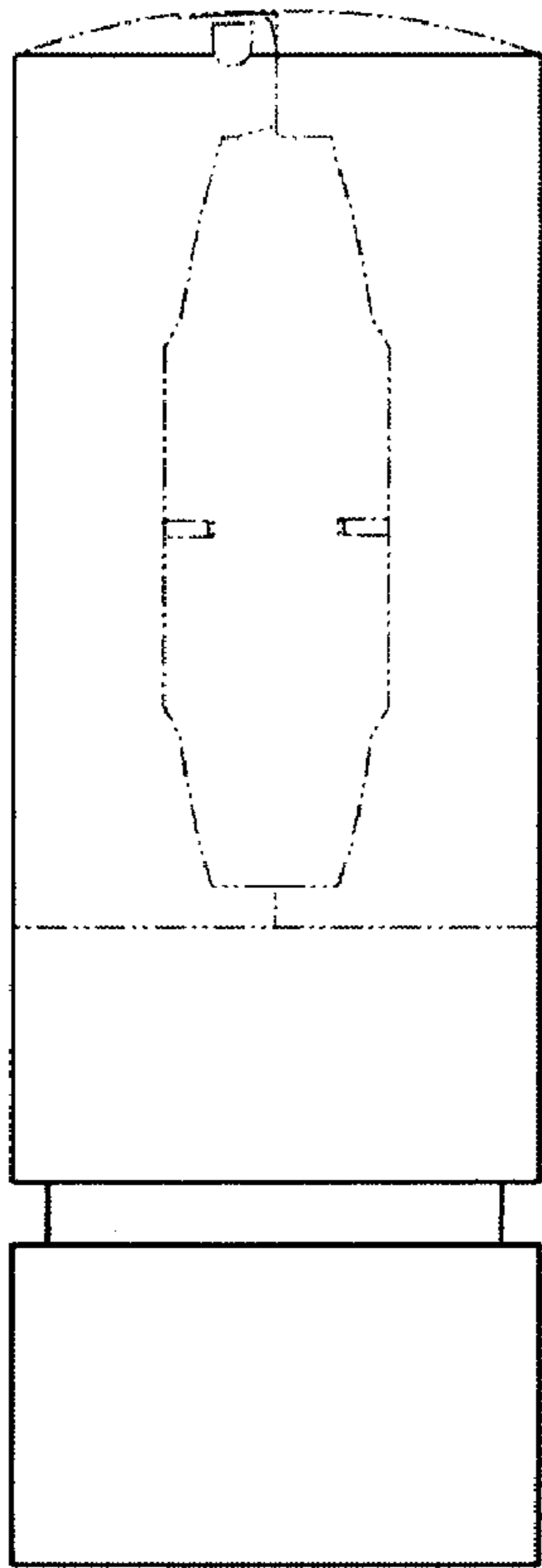


Fig. 3

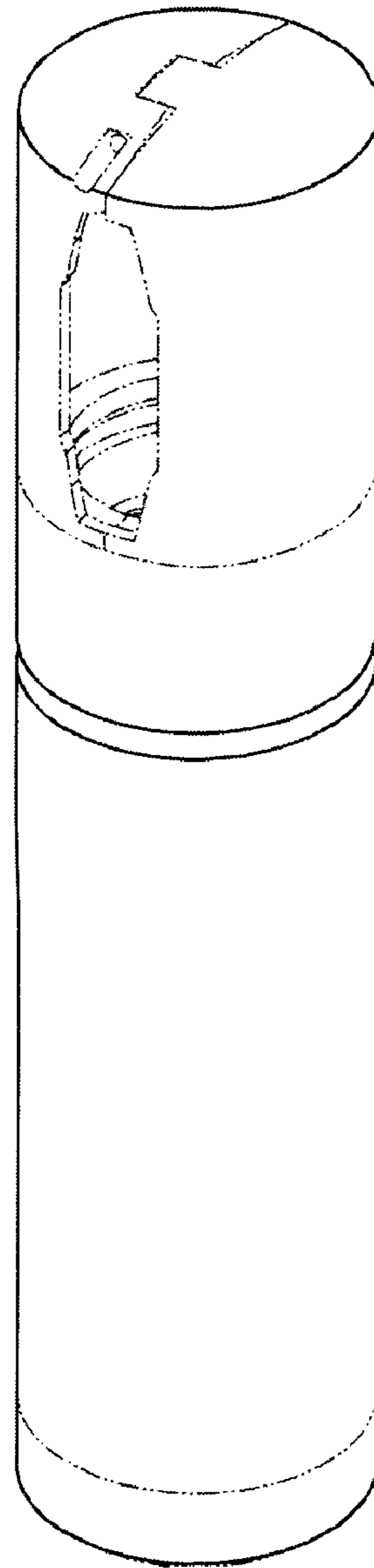


Fig. 4




Fig. 5

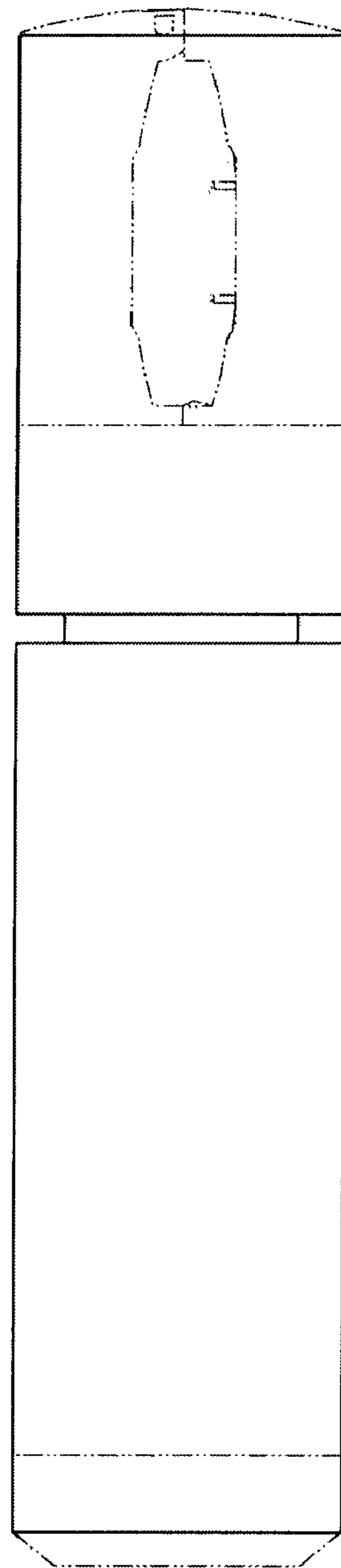


Fig. 6