



US00D549387S

(12) **United States Design Patent**
Special et al.

(10) **Patent No.:** **US D549,387 S**

(45) **Date of Patent:** **** Aug. 21, 2007**

(54) **TAILLIGHT COVER**

(76) Inventors: **Vincent Special**, 33910 James J. Pompo, Fraser, MI (US) 48026; **Andre Special**, 33910 James J. Pompo, Fraser, MI (US) 48026

(**) Term: **14 Years**

(21) Appl. No.: **29/214,132**

(22) Filed: **Sep. 28, 2004**

(51) **LOC (8) Cl.** **26-05**

(52) **U.S. Cl.** **D26/139**

(58) **Field of Classification Search** D26/28-36,
D26/119; 362/61, 80, 80.1, 82, 83, 269, 275,
362/325, 354, 376

See application file for complete search history.

(56) **References Cited**

U.S. PATENT DOCUMENTS

- D287,414 S * 12/1986 Giles et al. D26/139
- D375,568 S * 11/1996 Matthies D26/28
- D440,559 S * 4/2001 Ballard et al. D14/219
- D465,861 S * 11/2002 Huang D26/28

- D471,657 S * 3/2003 Huang D26/28
- D472,669 S * 4/2003 Homann D26/118
- D499,506 S * 12/2004 Tsai D26/139

* cited by examiner

Primary Examiner—Marcus A. Jackson

(57) **CLAIM**

The ornamental design for a taillight cover, as shown and described.

DESCRIPTION

FIG. 1 is a top plan view of our design of a taillight cover showing the ornamental aspects thereof;


FIG. 2 is a bottom plan view of the taillight cover of FIG. 1;

FIG. 3 is a left side elevational view of the taillight cover of FIG. 1, it being understood that the corresponding right side view thereof is essentially identical;

FIG. 4 is a back elevational view of the taillight cover of FIG. 1; and,

FIG. 5 is a front elevational view of the taillight cover of FIG. 1.

1 Claim, 3 Drawing Sheets






FIG - 1




FIG - 2



FIG - 3




FIG - 4

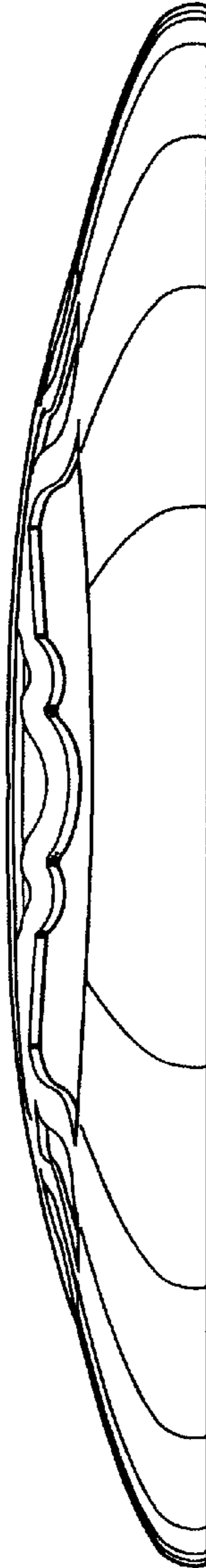


FIG - 5