



US00D549383S

(12) **United States Design Patent**
Duggan

(10) **Patent No.:** **US D549,383 S**

(45) **Date of Patent:** **** Aug. 21, 2007**

(54) **LIGHTING FIXTURE**

(75) Inventor: **Edward Benjamin Duggan,**
Cambridge, MA (US)

(73) Assignee: **Nozwell, Inc.,** East Tauton, MA (US)

(**) Term: **14 Years**

(21) Appl. No.: **29/229,545**

(22) Filed: **May 9, 2005**

(51) **LOC (8) Cl.** **26-03**

(52) **U.S. Cl.** **D26/85; D26/86**

(58) **Field of Classification Search** D26/72,
D26/85-87, 92; 362/147, 432, 404-408
See application file for complete search history.

(56) **References Cited**

U.S. PATENT DOCUMENTS

D110,165 S *	6/1938	Arenberg	D26/85
D138,830 S *	9/1944	McCann	D26/92
D138,831 S *	9/1944	McCann	D26/87
D152,994 S *	3/1949	McCann	D26/87
D294,739 S *	3/1988	Joerger	D26/87
D337,842 S *	7/1993	Yuen	D26/65
5,246,285 A *	9/1993	Redburn et al.	362/802
D419,258 S *	1/2000	Pfister	D26/87

D487,814 S * 3/2004 Hoernig D26/87

* cited by examiner

Primary Examiner—Clare E Heflin

(74) *Attorney, Agent, or Firm*—Albert Peter Durigon

(57) **CLAIM**

The ornamental design for a lighting fixture, as shown and described.

DESCRIPTION

FIG. 1 is a front isometric view of the lighting fixture of the present invention;

FIG. 2 is a front elevation view of the lighting fixture of the present invention;

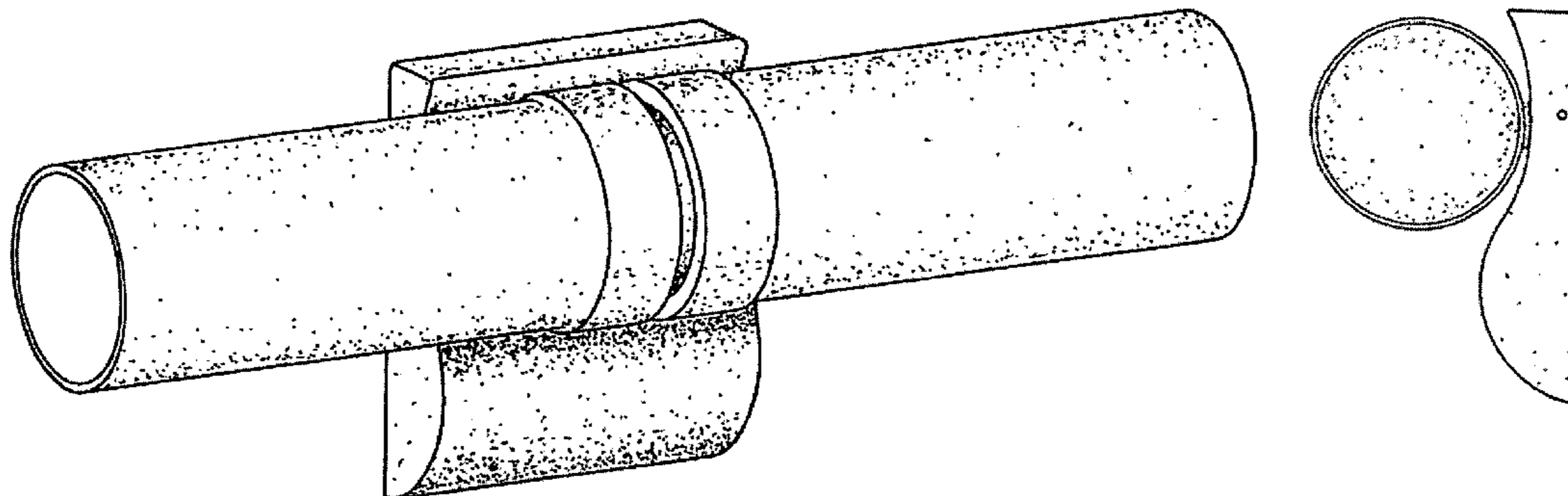
FIG. 3 is a rear elevation view of the lighting fixture of the present invention;

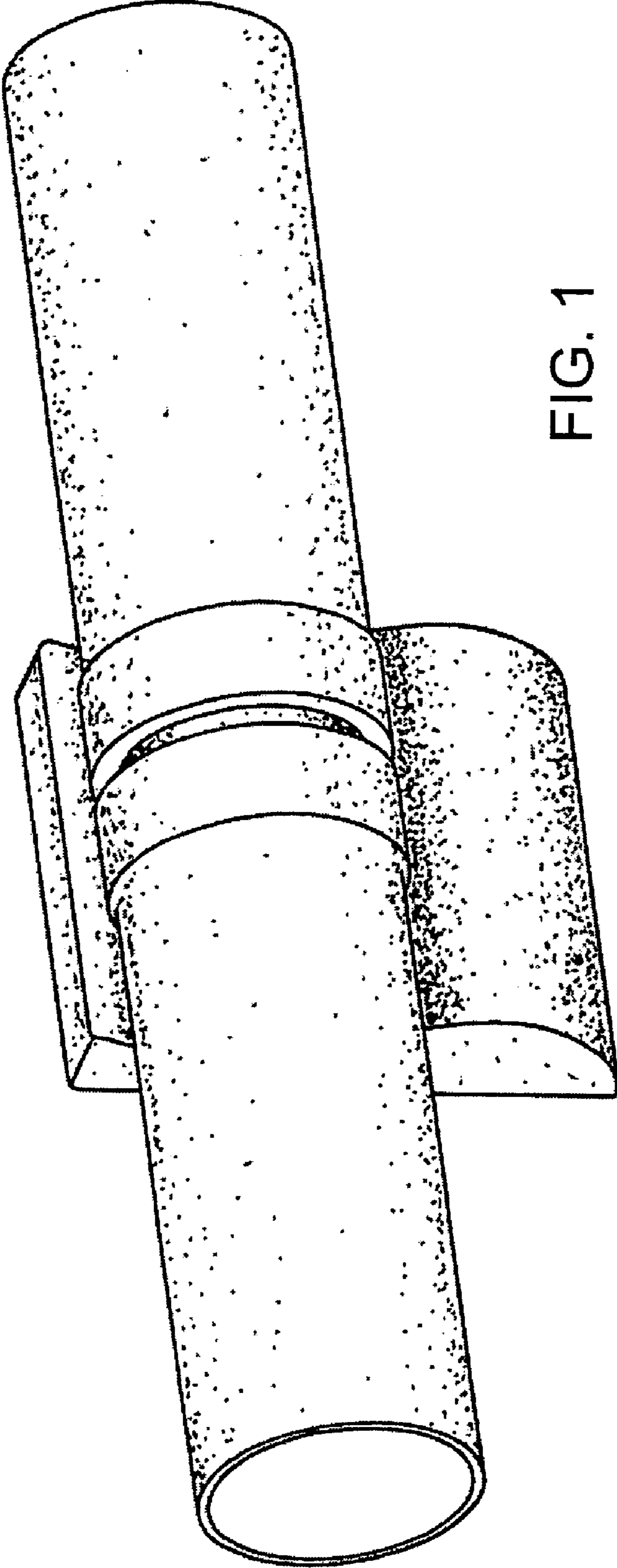
FIG. 4 is a left side elevation view of the lighting fixture of the present invention; the right side of which is its mirror image;

FIG. 5 is a top plan view of the lighting fixture of the present invention; and,

FIG. 6 is a bottom plan view of the lighting fixture of the present invention.

1 Claim, 6 Drawing Sheets





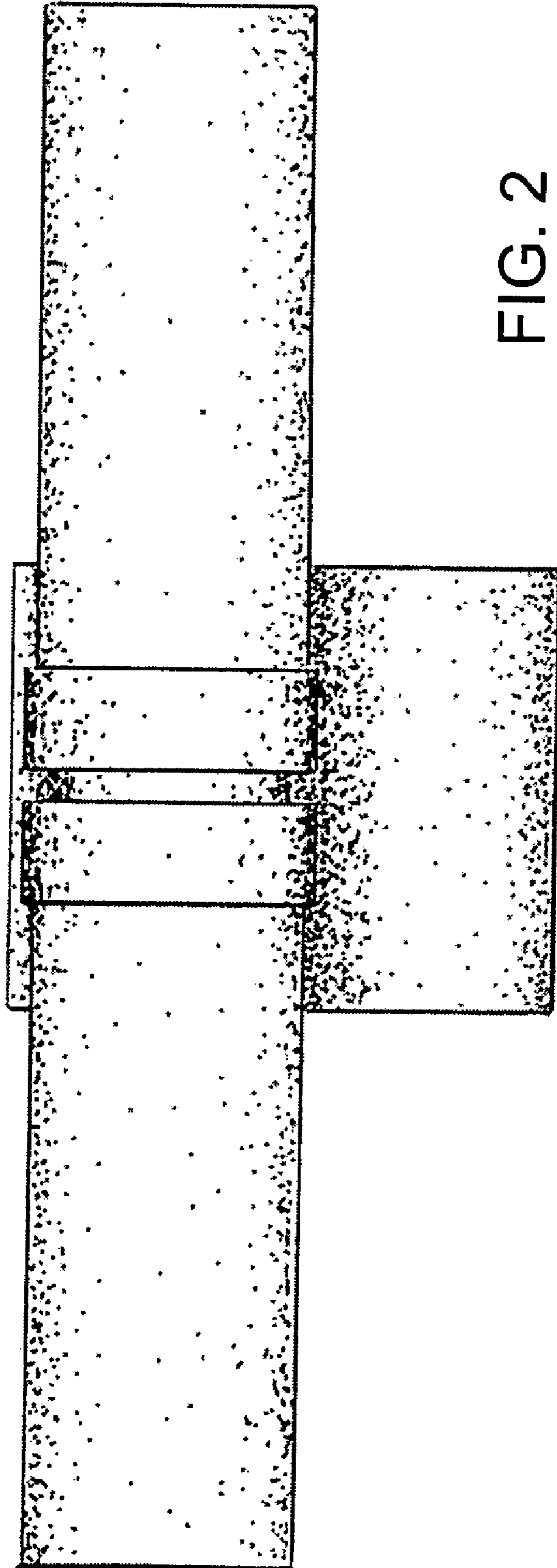


FIG. 2

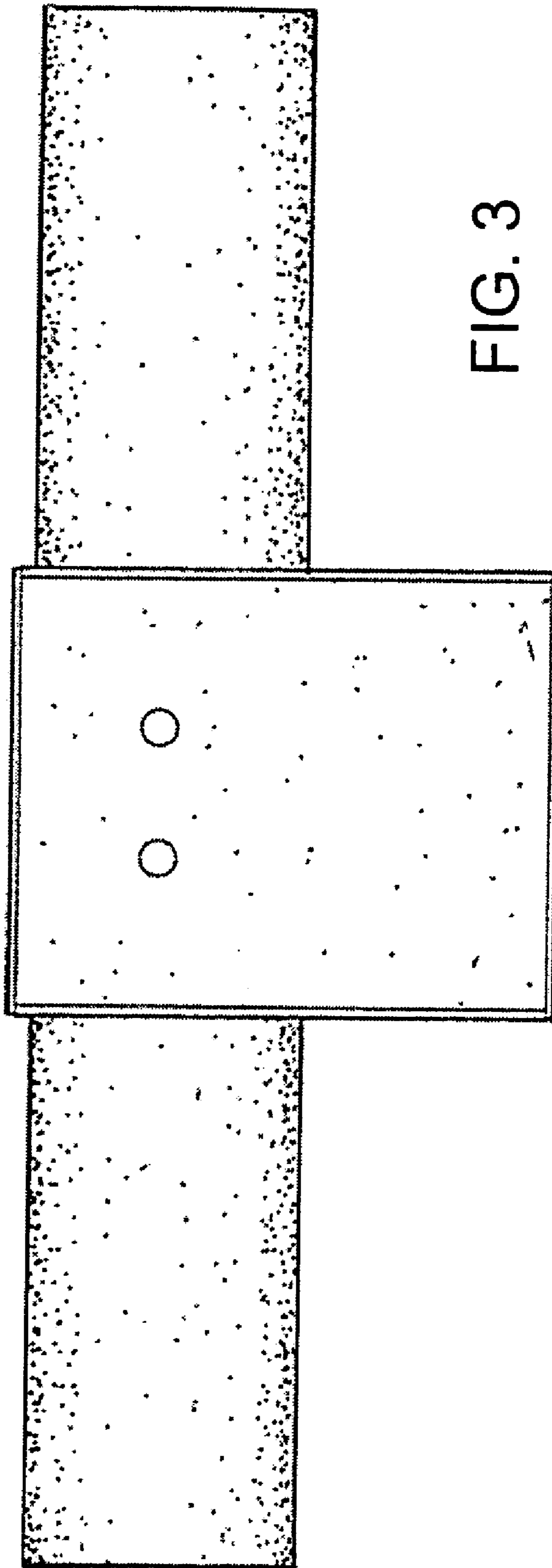


FIG. 3

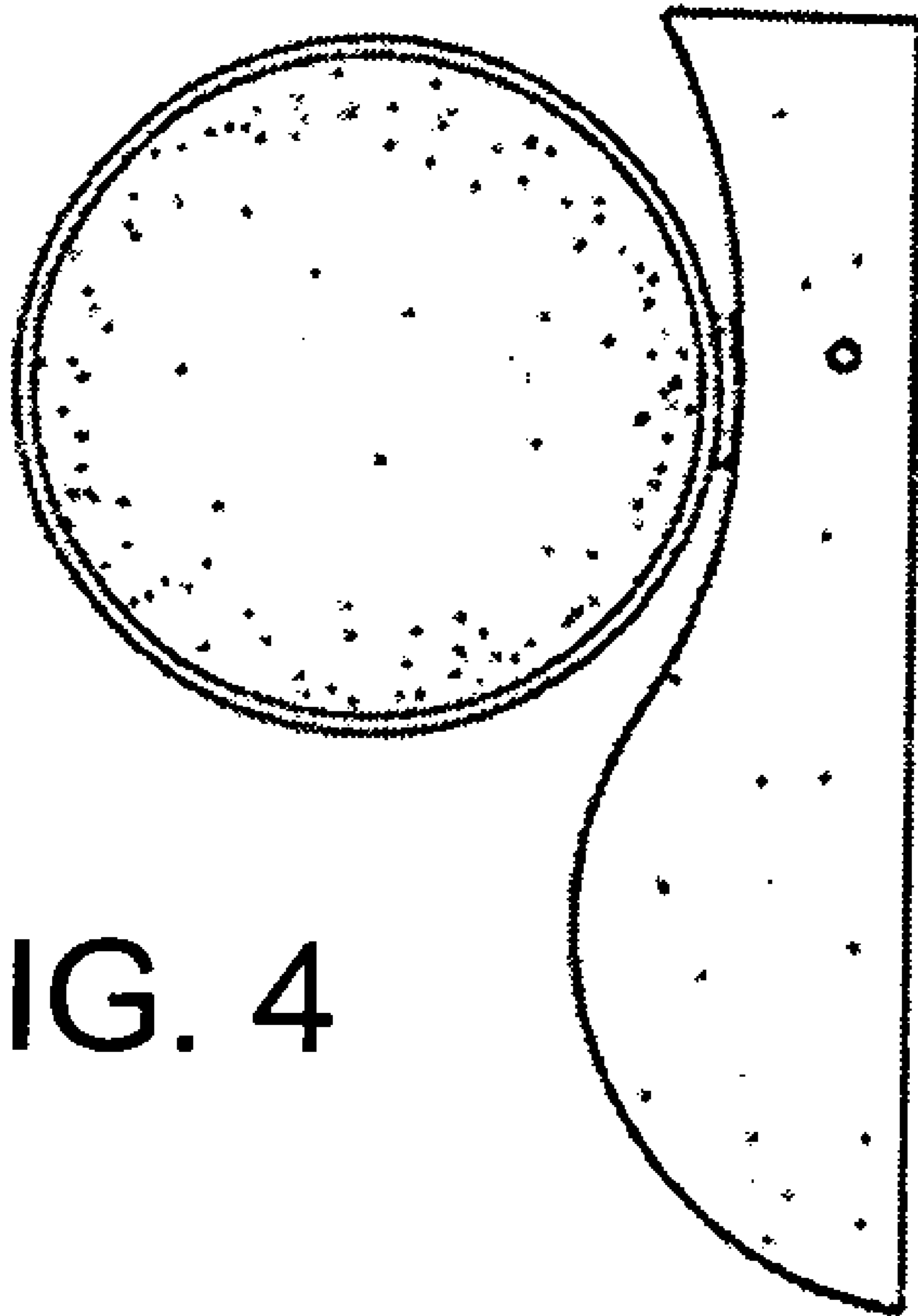


FIG. 4

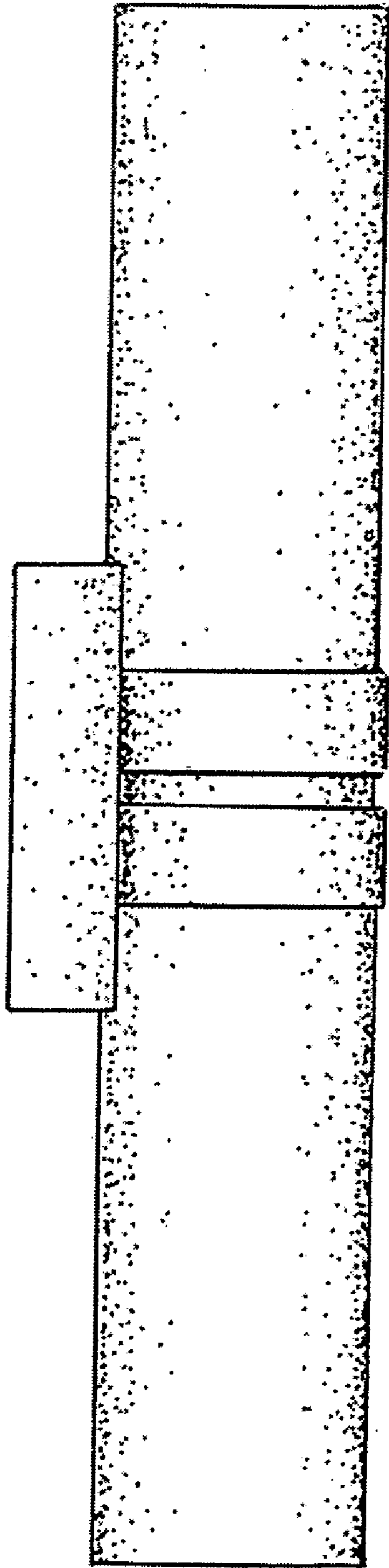


FIG. 5




FIG. 6