



US00D549381S

(12) **United States Design Patent**
Curtin

(10) **Patent No.:** **US D549,381 S**

(45) **Date of Patent:** **** Aug. 21, 2007**

(54) **LIGHT FIXTURE**

(75) Inventor: **Brett Curtin**, Scottsdale, AZ (US)

(73) Assignee: **Craftmade International, Inc.**,
Coppell, TX (US)

(**) Term: **14 Years**

(21) Appl. No.: **29/271,559**

(22) Filed: **Jan. 22, 2007**

(51) **LOC (8) Cl.** **26-05**

(52) **U.S. Cl.** **D26/67; D26/85**

(58) **Field of Classification Search** D26/67,
D26/68, 70, 71, 72, 85, 87, 91, 92, 128; 362/145,
362/153, 153.1, 157, 183, 190, 191, 266,
362/362, 431, 812

See application file for complete search history.

(56) **References Cited**

U.S. PATENT DOCUMENTS

- D77,958 S * 3/1929 Helvey D26/67
- D80,048 S * 12/1929 Pinaglia D26/87
- 1,740,054 A * 12/1929 Willwerscheid 362/812
- D383,865 S * 9/1997 Heiberg et al. D26/67

- D463,606 S * 9/2002 Orozco D26/87
- D473,674 S * 4/2003 Orozco D26/87
- D500,382 S * 12/2004 Phillips D26/92

* cited by examiner

Primary Examiner—Clare E Heflin

(74) *Attorney, Agent, or Firm*—Munsch Hardt Kopf & Harr,
P.C.

(57) **CLAIM**

The ornamental design for a light fixture, as shown and described.

DESCRIPTION

FIG. 1 is a perspective view of the light fixture showing my new design;



FIG. 2 is a top plan view thereof

FIG. 3 is a front elevational view thereof, the rear view being a mirror image;

FIG. 4 is a left side elevational view, the right side being a mirror image; and,

FIG. 5 is a bottom plan view thereof.

1 Claim, 2 Drawing Sheets






FIG. 1




FIG. 2

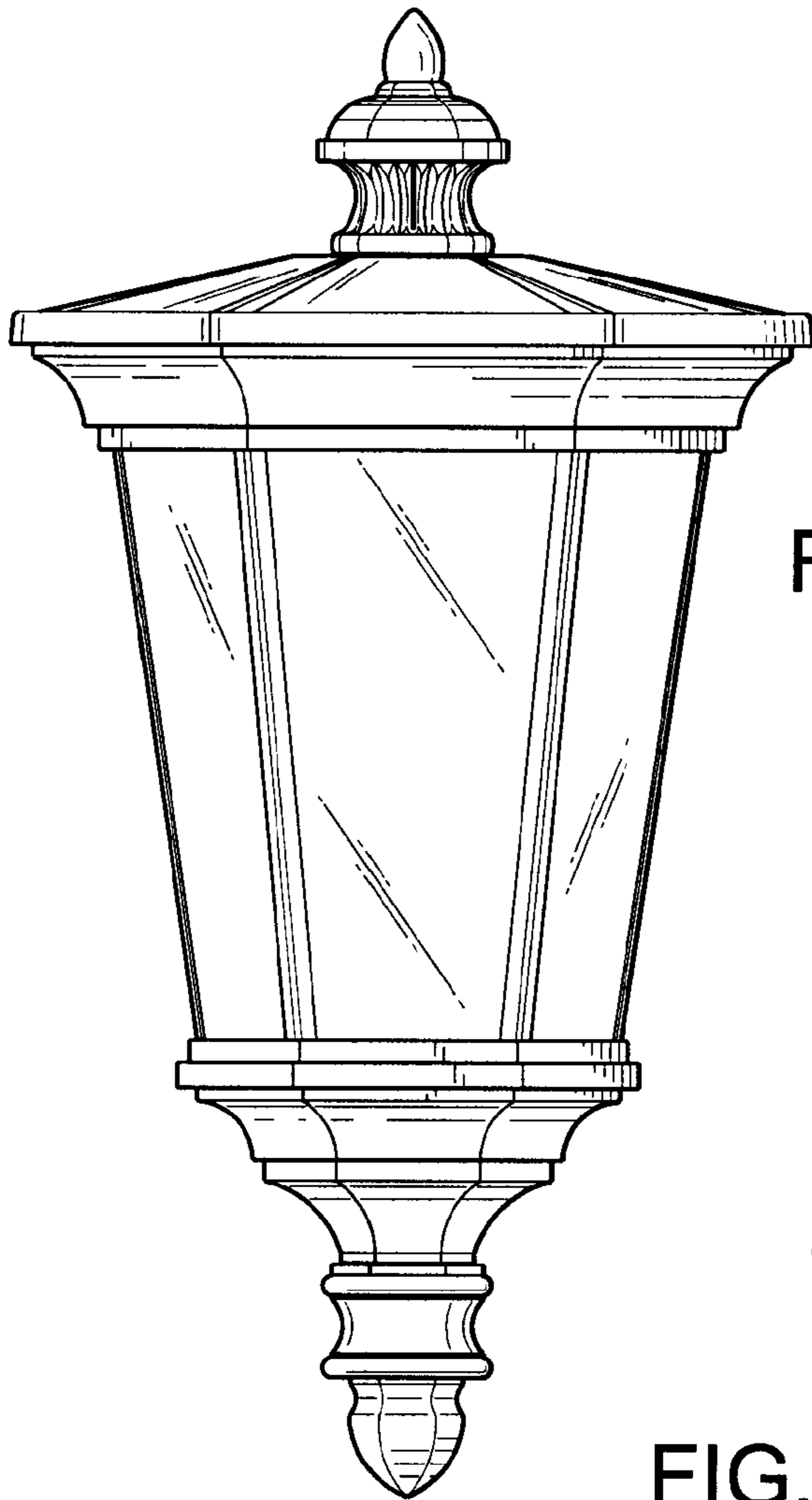


FIG. 3

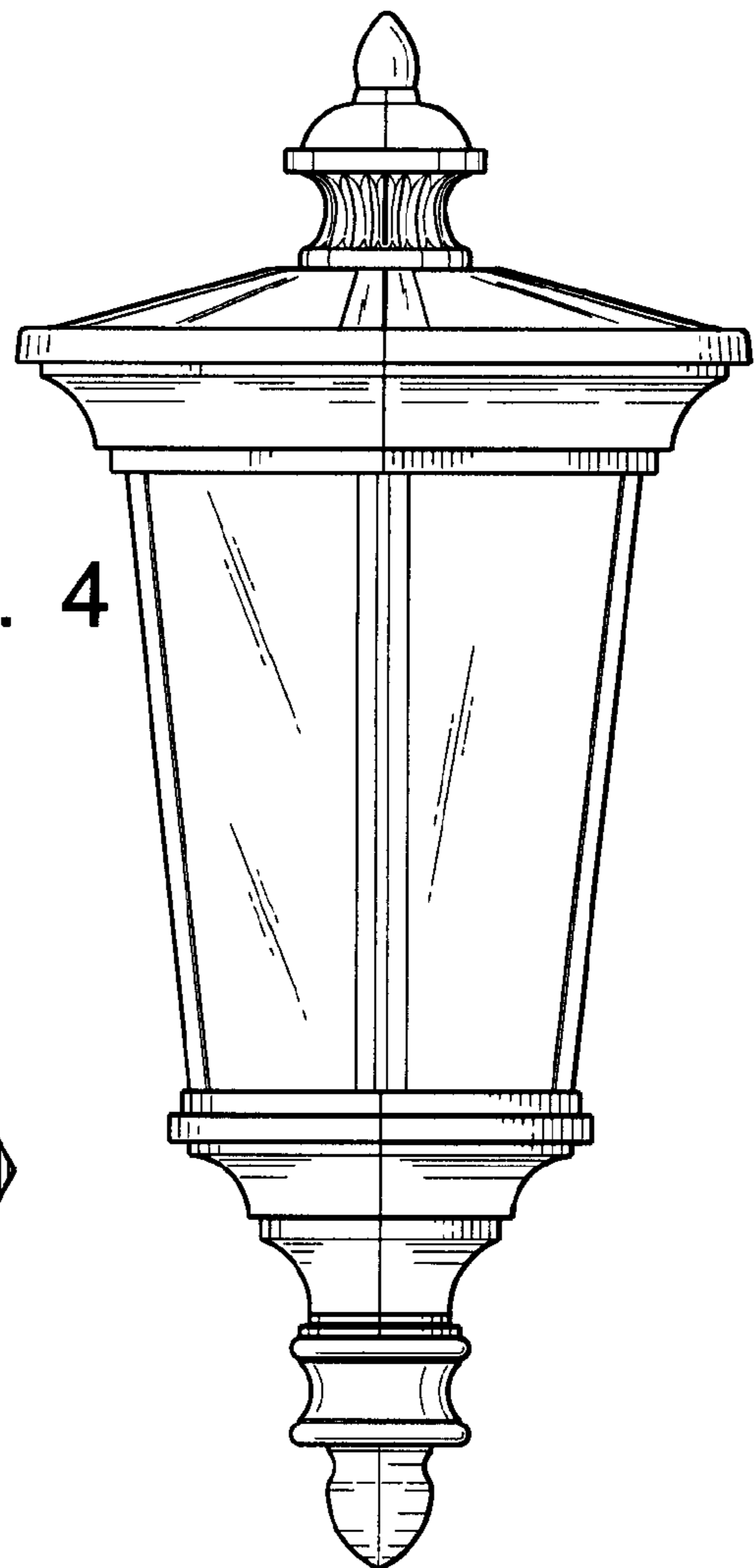


FIG. 4




FIG. 5