

US00D549335S

(12) **United States Design Patent**  
**Junck**

(10) **Patent No.:** **US D549,335 S**

(45) **Date of Patent:** **\*\* Aug. 21, 2007**

(54) **MEDICAL SHEARS**

(76) Inventor: **Anthony David Junck**, 8106 Seminole Ct., Bakersfield, CA (US) 93313

(\*\*) Term: **14 Years**

(21) Appl. No.: **29/252,132**

(22) Filed: **Jan. 18, 2006**

(51) **LOC (8) Cl.** ..... **24-02**

(52) **U.S. Cl.** ..... **D24/149; D24/148; D8/57**

(58) **Field of Classification Search** ..... D24/148, D24/149; D8/57, 5, 356; 30/155, 161, 233, 30/257; 401/131; 24/599.1; 266/200  
See application file for complete search history.

(56) **References Cited**

**U.S. PATENT DOCUMENTS**

D244,828	S	*	6/1977	Visco	.....	D8/5
5,270,909	A		12/1993	Weiss et al.		
D372,783	S	*	8/1996	Rollert	.....	D24/149
D411,088	S	*	6/1999	Rashman	.....	D8/57
6,223,372	B1		5/2001	Barber		
D474,095	S	*	5/2003	Luquire	.....	D8/99
6,594,906	B1		7/2003	Sakai et al.		
D490,296	S	*	5/2004	Shaljian	.....	D8/356
6,979,143	B2		12/2005	Goldberg		

7,000,323 B1 2/2006 Hatcher et al.

\* cited by examiner

*Primary Examiner*—Ian Simmons

*Assistant Examiner*—Christopher Lee

(74) *Attorney, Agent, or Firm*—Klein, DeNatale, Goldner; James M. Duncan

(57) **CLAIM**

The ornamental design for a medical shears, as shown and described.

**DESCRIPTION**

FIG. 1 is a top view of the medical shears showing my new design with the handle in a closed position;

FIG. 2 is a bottom view thereof with the handle in an open position;

FIG. 3 is, with respect to FIG. 1, a right side view thereof;


FIG. 4 is, with respect to FIG. 1, a left side view thereof;

FIG. 5 is a rear view looking immediately towards the handles thereof;

FIG. 6 is a front view looking immediately towards the blades thereof; and,

FIG. 7 is an isometric view thereof.

**1 Claim, 1 Drawing Sheet**



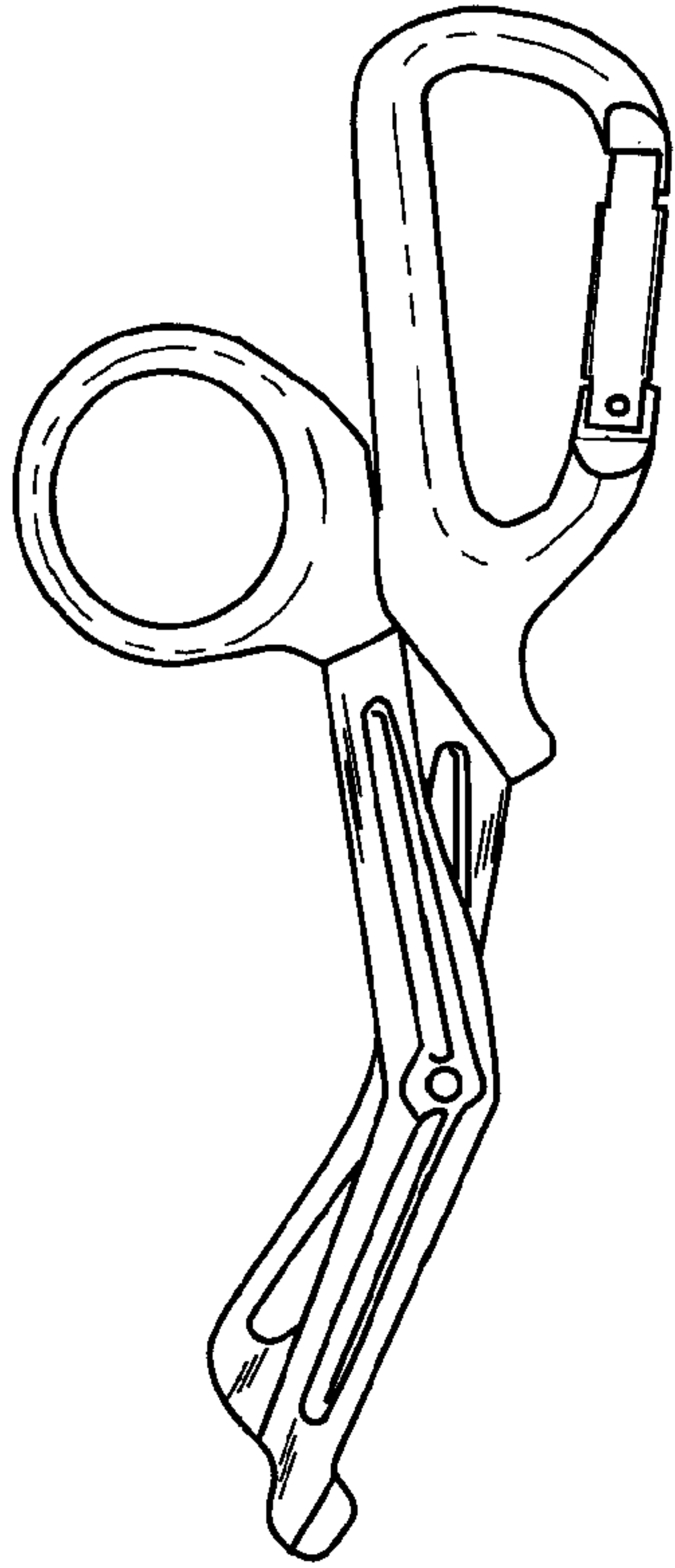


Fig. 1

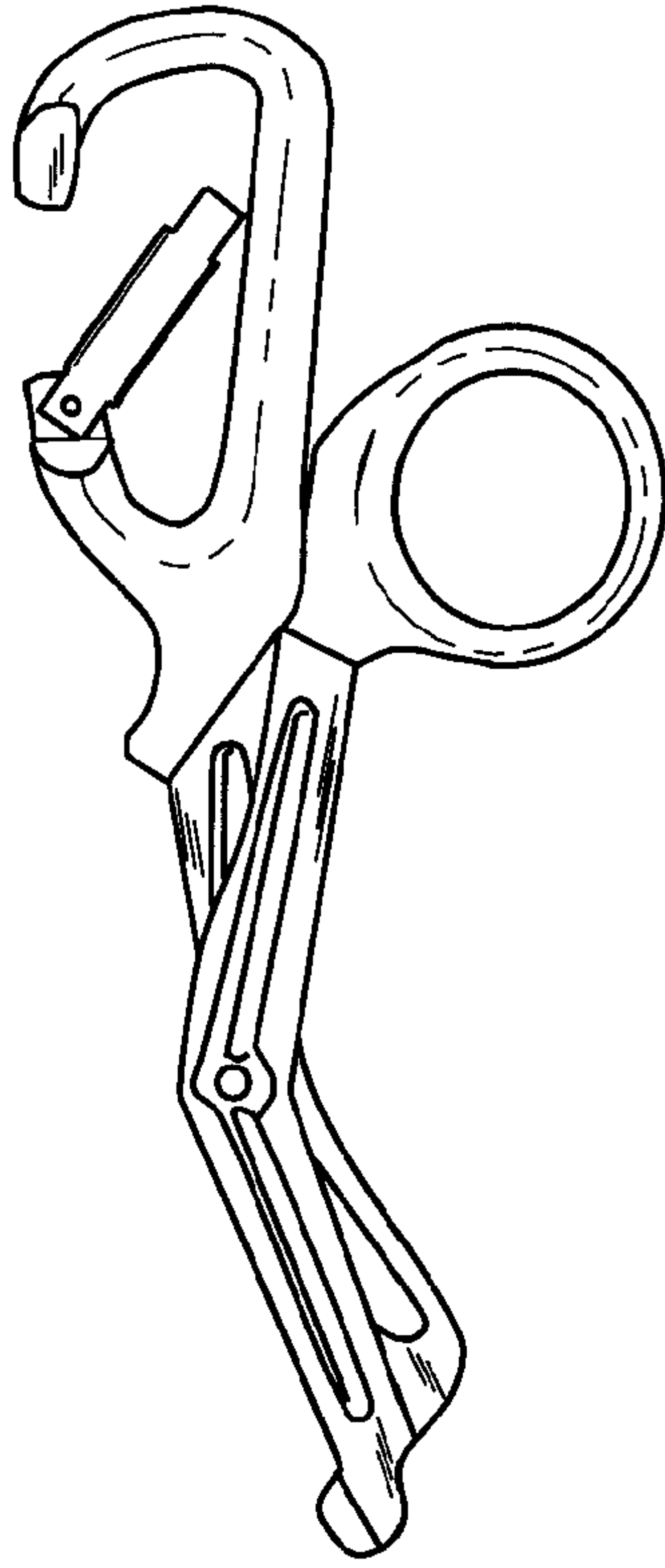


Fig. 2



Fig. 3



Fig. 4



Fig. 5



Fig. 6

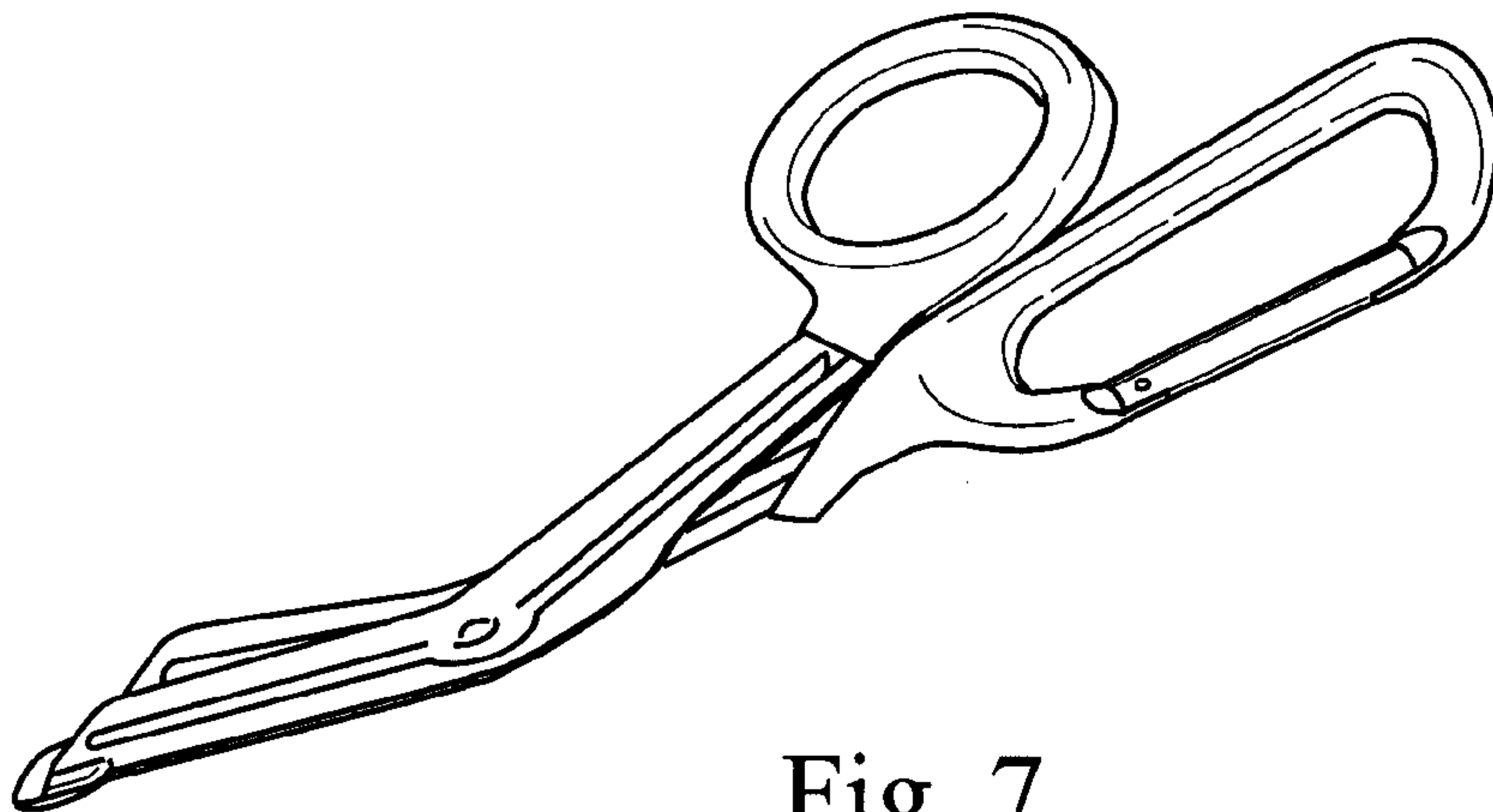


Fig. 7