

US00D549314S

(12) **United States Design Patent**  
**Wennerstrom**

(10) **Patent No.:** **US D549,314 S**

(45) **Date of Patent:** **\*\* Aug. 21, 2007**

(54) **AIR FILTER CARTRIDGE**

(75) Inventor: **Johan Wennerstrom**, Sollentuna (SE)

(73) Assignee: **Blue Air AB**, Stockholm (SE)

(\*\*) Term: **14 Years**

(21) Appl. No.: **29/265,733**

(22) Filed: **Sep. 8, 2006**

(30) **Foreign Application Priority Data**

Mar. 10, 2006 (SE) ..... 06-0178

(51) **LOC (8) Cl.** ..... **23-04**

(52) **U.S. Cl.** ..... **D23/365**

(58) **Field of Classification Search** ..... D23/365,  
D23/363, 358, 386, 354, 341; 454/270, 243,  
454/290, 283, 292, 306, 330, 354; 55/502,  
55/497, 385.2, 121; D30/158, 160, 161;  
119/706, 165; D9/416, 429, 432, 433, 427;  
D3/304; D6/390; 604/410; D19/416, 418;  
96/134

See application file for complete search history.

(56) **References Cited**

**U.S. PATENT DOCUMENTS**

- 3,397,518 A \* 8/1968 Rogers ..... 55/497
- D244,511 S \* 5/1977 Frisbey ..... D9/432
- 5,195,464 A \* 3/1993 Mutter ..... 119/165
- D344,838 S \* 3/1994 Hakansson ..... D3/304
- D380,880 S \* 7/1997 Reid ..... D30/161
- D382,725 S \* 8/1997 Hahn ..... D6/390
- 5,743,927 A \* 4/1998 Osendorf ..... 55/497
- 5,792,229 A \* 8/1998 Sassa et al. .... 55/497

- D404,853 S \* 1/1999 Foster et al. .... D30/158
- 5,863,289 A \* 1/1999 Hoover ..... 604/410
- D408,599 S \* 4/1999 Vice et al. .... D30/161
- D412,114 S \* 7/1999 Hansen ..... D9/416
- D425,189 S \* 5/2000 Gillingham et al. .... D23/365
- D443,923 S \* 6/2001 Nilsson ..... D23/365
- 6,273,926 B1 \* 8/2001 Larsson ..... 55/385.2
- D511,091 S \* 11/2005 Liwag ..... D9/418
- 6,986,799 B2 \* 1/2006 Ham ..... 55/521
- 7,117,821 B2 \* 10/2006 Novak ..... 119/706
- D536,612 S \* 2/2007 Geurts et al. .... D9/432
- 2001/0032545 A1 \* 10/2001 Goto et al. .... 96/134

\* cited by examiner

*Primary Examiner*—Louis Zarfaz

*Assistant Examiner*—David Muller

(74) *Attorney, Agent, or Firm*—Young & Thompson

(57) **CLAIM**

The ornamental design for an air filter cartridge, as shown and described.

**DESCRIPTION**

FIG. 1 is a perspective view of an air filter cartridge showing my new design;

FIG. 2 is a plan view thereof;

FIG. 3 is an end elevational view thereof from the left of FIG. 2;

FIG. 4 is a side elevational view thereof, the side elevational view opposite that shown in FIG. 4 being identical thereto; and,

FIG. 5 is a plan view thereof from the side opposite that shown in FIG. 2.

**1 Claim, 1 Drawing Sheet**

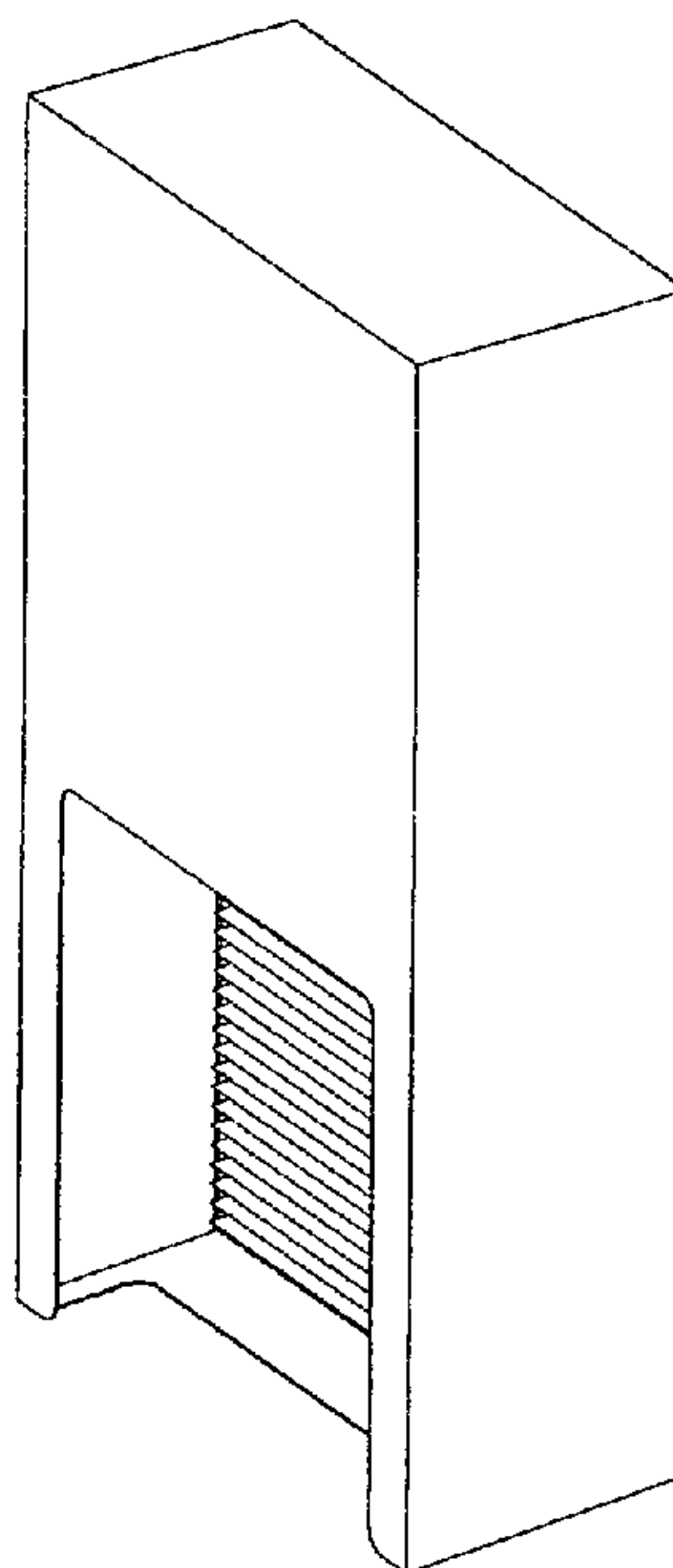


FIG. 1

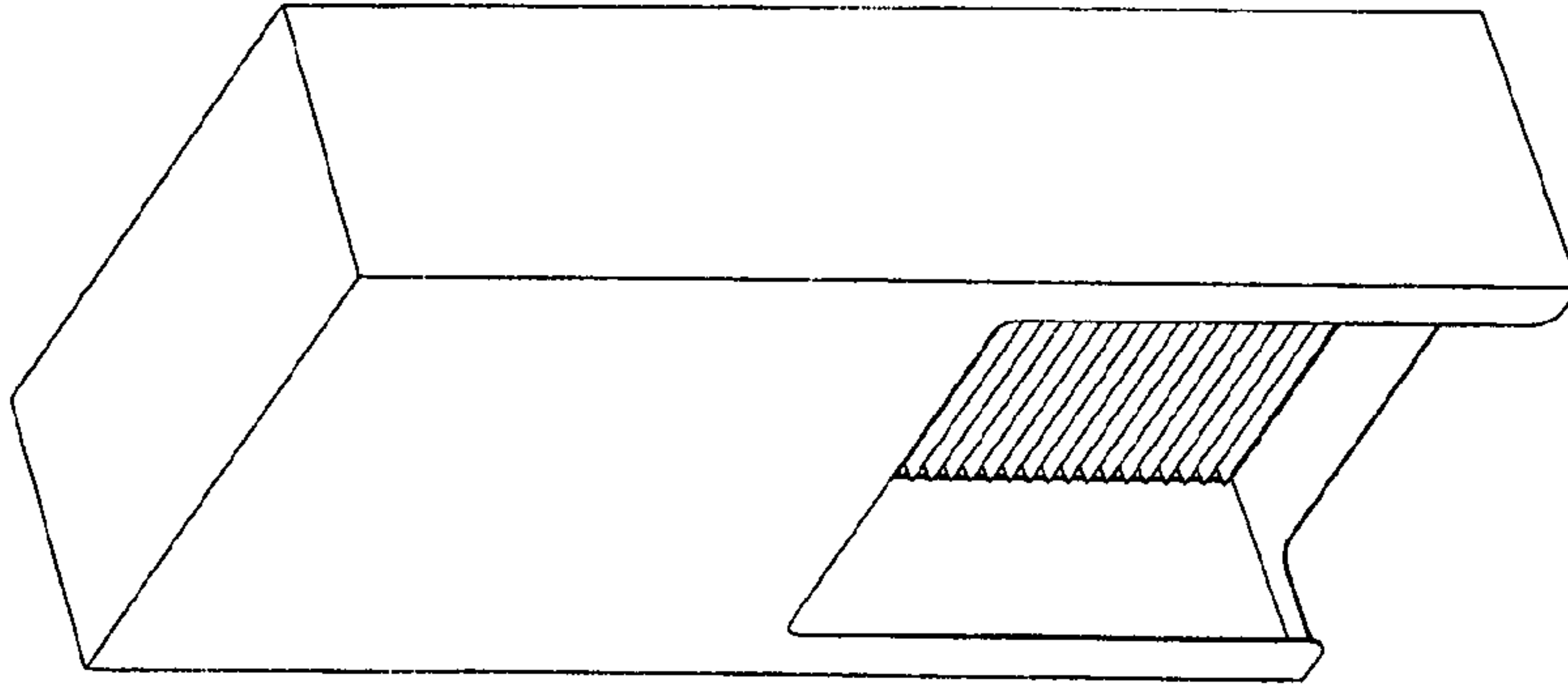


FIG. 5

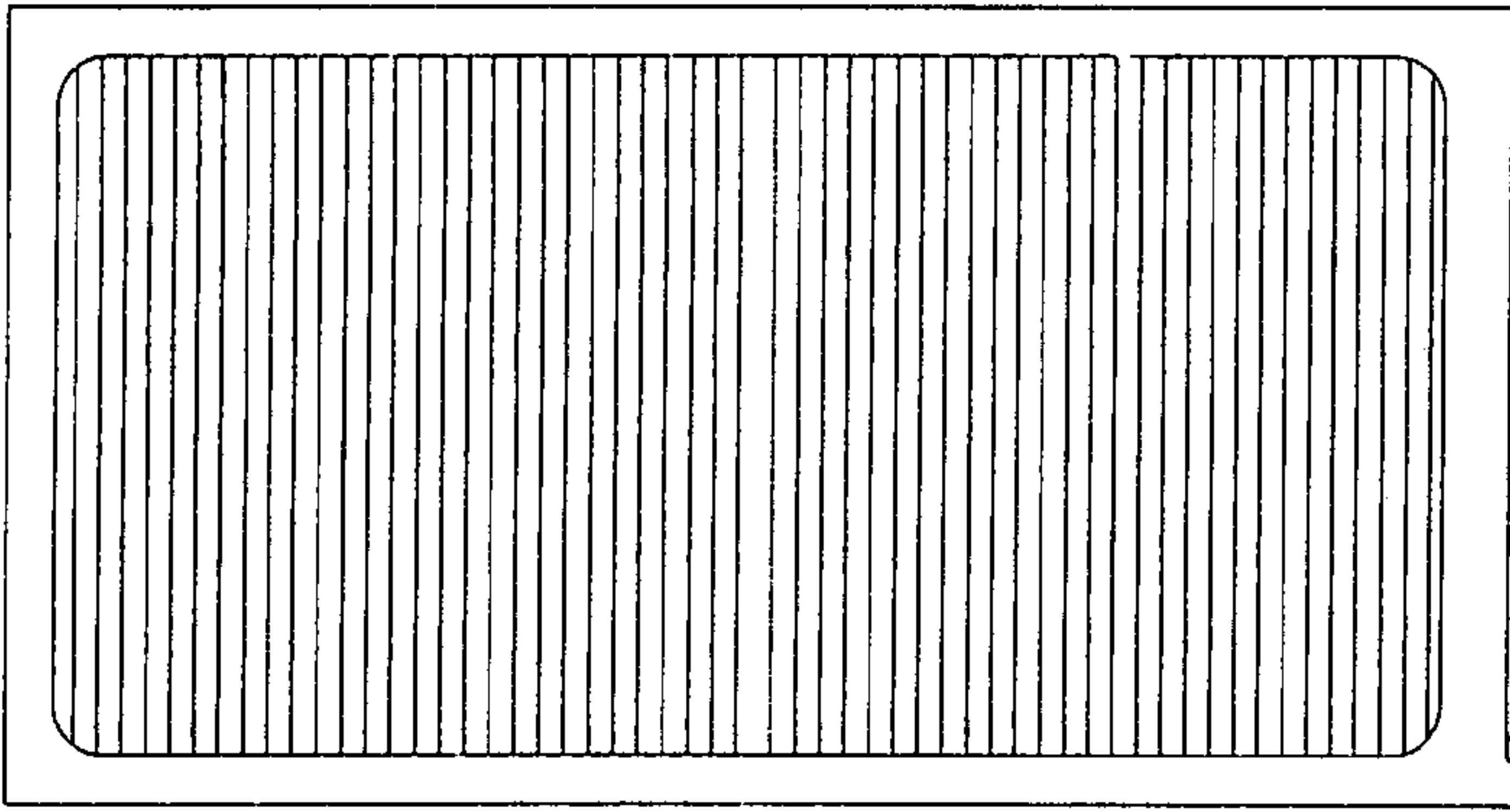


FIG. 4




FIG. 2

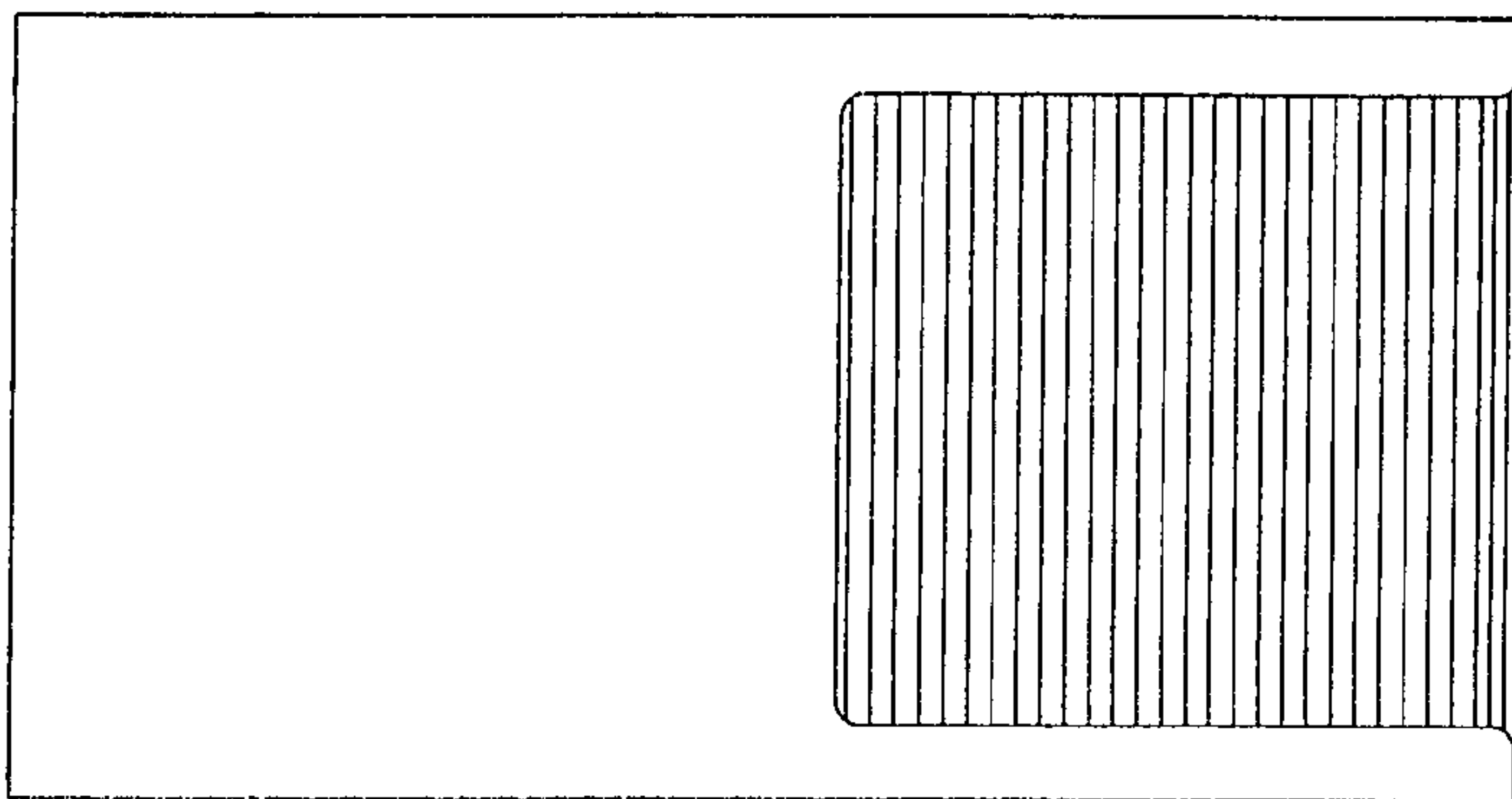


FIG. 3

