



US00D549288S

(12) **United States Design Patent**
Droznika

(10) **Patent No.:** **US D549,288 S**

(45) **Date of Patent:** **** Aug. 21, 2007**

(54) **SUDOKU APPARATUS**

(76) **Inventor:** **Paul Simon Droznika**, 9 Albany Close,
Bushey WD23 4SG (GB)

(**) **Term:** **14 Years**

(21) **Appl. No.:** **29/255,663**

(22) **Filed:** **Mar. 10, 2006**

(51) **LOC (8) Cl.** **21-01**

(52) **U.S. Cl.** **D21/341**

(58) **Field of Classification Search** D21/334-368,
D21/478-480; 273/236-288; 434/188,
434/191

See application file for complete search history.

(56) **References Cited**

U.S. PATENT DOCUMENTS

3,586,333	A *	6/1971	Abney	273/242
D281,177	S *	10/1985	Tilbor	D21/341
D324,243	S *	2/1992	Meggison	D21/334
5,478,084	A *	12/1995	Itkis	273/239
D421,776	S *	3/2000	Borg	D21/336
D467,980	S *	12/2002	Creech	D21/335
D484,920	S *	1/2004	Stewart	D21/341
6,695,618	B2 *	2/2004	Donn	434/209
D510,604	S *	10/2005	Deveaux, III	D21/335

FOREIGN PATENT DOCUMENTS

EM 360821-0001 9/2005

OTHER PUBLICATIONS

Worldwide Games Autumn 1994 Catalog, p. 9, "Celebrity Puzzle".*

* cited by examiner

Primary Examiner—Sandra Morris

(74) *Attorney, Agent, or Firm*—John Smith-Hill; Smith-Hill
and Bedell

(57) **CLAIM**

The ornamental design for a Sudoku apparatus, as shown
and described.

DESCRIPTION

FIG. 1 is a top plan view of a first Sudoku apparatus showing
my new design,

FIG. 2 is a perspective view thereof,

FIG. 3 is a side elevation thereof, the opposite side being a
mirror image of the side that is shown,

FIG. 4 is an end elevation thereof, the opposite end being a
mirror image of the end that is shown,

FIG. 5 is a sectional view thereof, looking to the right of
FIG. 1,

FIG. 6 is a top plan view of a second embodiment thereof,

FIG. 7 is a perspective view thereof, with most of the game
pieces removed for ease of illustration,

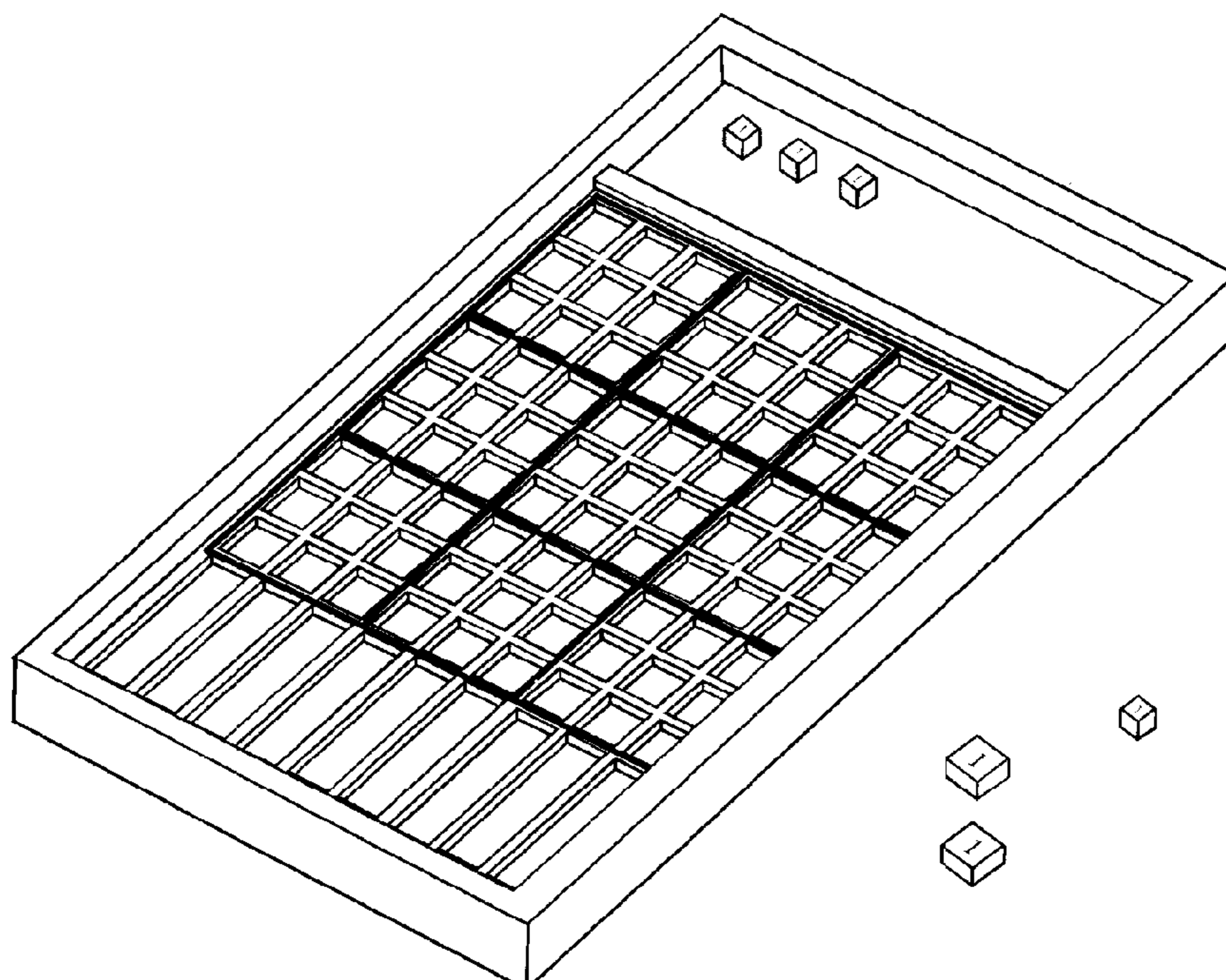
FIG. 8 is a side elevation thereof, the opposite side being a
mirror image of the side that is shown,

FIG. 9 is an end elevation thereof, the opposite end being a
mirror image of the end that is shown; and,

FIG. 10 is a sectional view thereof, looking to the right of
FIG. 6.

The broken line showing of the game pieces in FIG. 10 is for
illustrative purposes only, and forms no part of the claimed
design.

1 Claim, 4 Drawing Sheets






Fig. 1

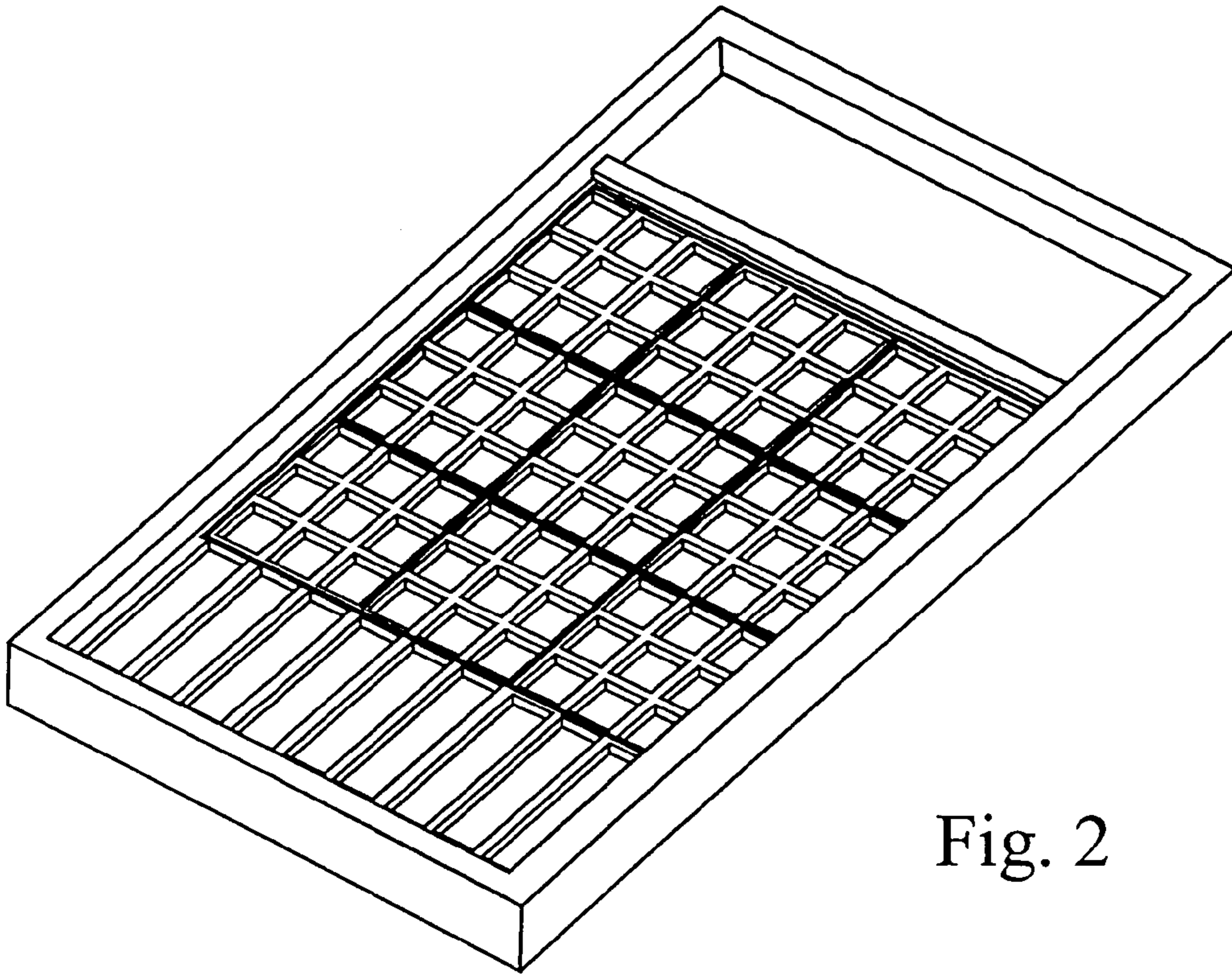


Fig. 2



Fig. 3




Fig. 4



Fig. 5

1	2	3	4	5	6	7	8	9	1	2	3	4	5	6	7	8	9
1	2	3	4	5	6	7	8	9	1	2	3	4	5	6	7	8	9
1	2	3	4	5	6	7	8	9	1	2	3	4	5	6	7	8	9
1	2	3	4	5	6	7	8	9	1	2	3	4	5	6	7	8	9
1	2	3	4	5	6	7	8	9	1	2	3	4	5	6	7	8	9
1	2	3	4	5	6	7	8	9	1	2	3	4	5	6	7	8	9
1	2	3	4	5	6	7	8	9	1	2	3	4	5	6	7	8	9
1	2	3	4	5	6	7	8	9	1	2	3	4	5	6	7	8	9
1	2	3	4	5	6	7	8	9	1	2	3	4	5	6	7	8	9
1	2	3	4	5	6	7	8	9	1	2	3	4	5	6	7	8	9
1	2	3	4	5	6	7	8	9	1	2	3	4	5	6	7	8	9
1	2	3	4	5	6	7	8	9	1	2	3	4	5	6	7	8	9
1	2	3	4	5	6	7	8	9	1	2	3	4	5	6	7	8	9
1	2	3	4	5	6	7	8	9	1	2	3	4	5	6	7	8	9
1	2	3	4	5	6	7	8	9	1	2	3	4	5	6	7	8	9
1	2	3	4	5	6	7	8	9	1	2	3	4	5	6	7	8	9
1	2	3	4	5	6	7	8	9	1	2	3	4	5	6	7	8	9



1	2	3	4	5	6	7	8	9
1	2	3	4	5	6	7	8	9
1	2	3	4	5	6	7	8	9
1	2	3	4	5	6	7	8	9
1	2	3	4	5	6	7	8	9
1	2	3	4	5	6	7	8	9
1	2	3	4	5	6	7	8	9
1	2	3	4	5	6	7	8	9
1	2	3	4	5	6	7	8	9
1	2	3	4	5	6	7	8	9

Fig. 6

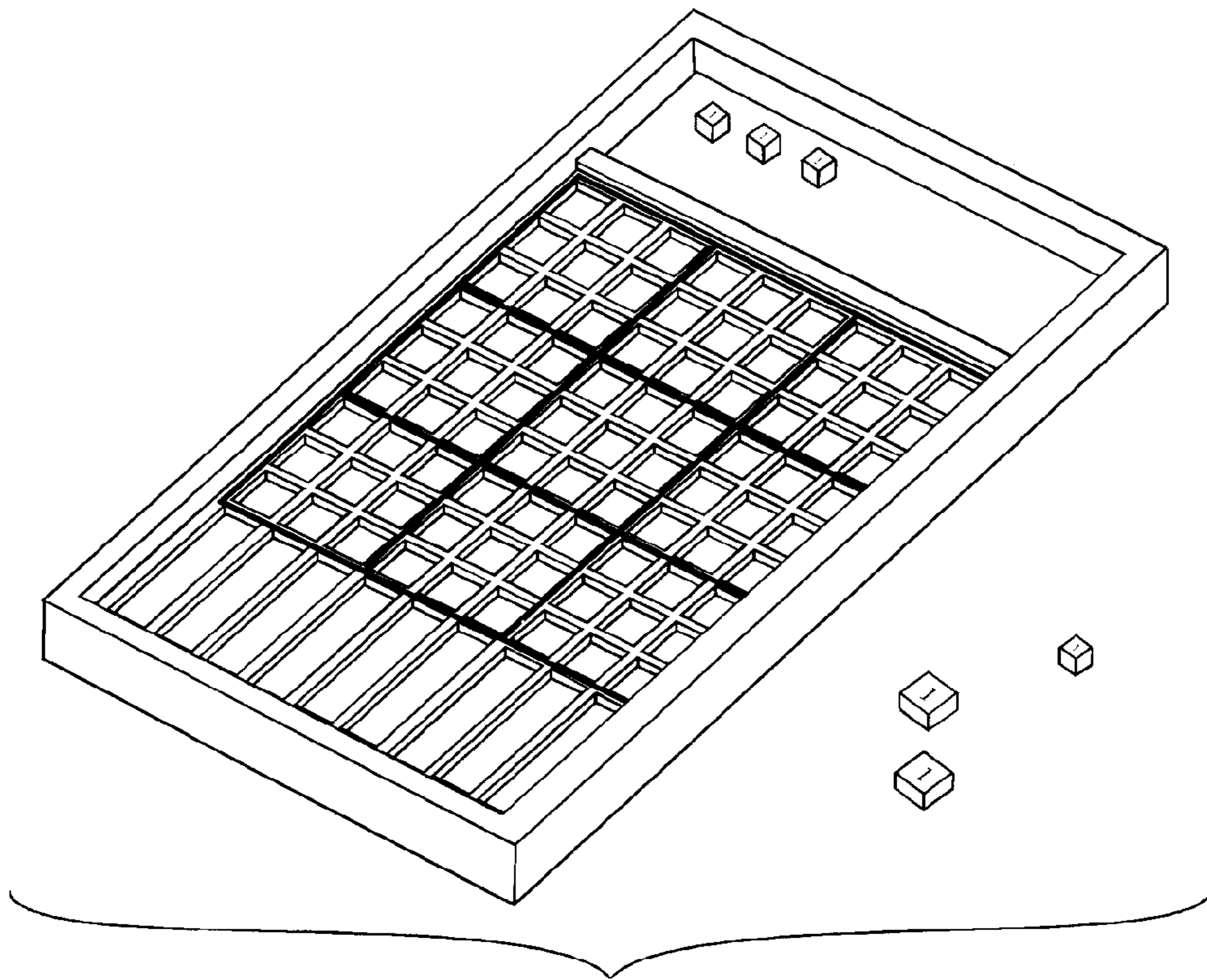


Fig. 7

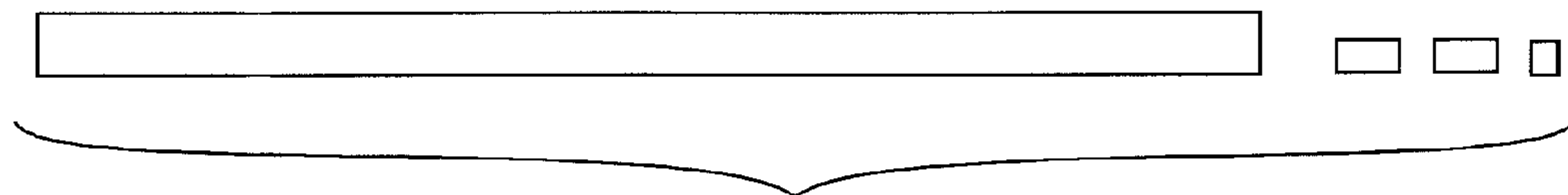


Fig. 8



Fig. 9



Fig. 10