



US00D549282S

(12) **United States Design Patent**
Nakamura

(10) **Patent No.:** **US D549,282 S**
(45) **Date of Patent:** **** Aug. 21, 2007**

(54) **PILLOW BOOK**

- (75) Inventor: **Michael L. Nakamura**, Crystal Lake, IL (US)
- (73) Assignee: **Senario, LLC**, Woodstock, IL (US)
- (**) Term: **14 Years**
- (21) Appl. No.: **29/269,811**
- (22) Filed: **Dec. 8, 2006**

Related U.S. Application Data

- (63) Continuation-in-part of application No. 29/239,369, filed on Sep. 29, 2005.
 - (51) **LOC (8) Cl.** **19-04**
 - (52) **U.S. Cl.** **D19/26**
 - (58) **Field of Classification Search** D19/32, D19/31, 28, 27, 26; D3/247, 276, 201, 249, D3/273, 294, 315, 319, 245, 303; D9/703; D6/595; 402/31, 19, 3, 4; 281/27.3, 29, 281/38; 5/417, 420
- See application file for complete search history.

(56) **References Cited**

U.S. PATENT DOCUMENTS

784,477 A 3/1905 Dean

(Continued)

FOREIGN PATENT DOCUMENTS

EP 0 707 822 A1 4/1996

(Continued)

Primary Examiner—Cathron C. Brooks

Assistant Examiner—Austin Murphy

(74) *Attorney, Agent, or Firm*—Pauley Petersen & Erickson

(57) **CLAIM**

The ornamental design for a pillow book, as shown.

DESCRIPTION

FIG. 1 is a perspective view of a first embodiment of a pillow book, in an open condition showing exposed pages of embodiment 1.

FIG. 2 is a front view of a pillow book, in a closed condition, according to one embodiment of this invention;

FIG. 3 is a rear view of the pillow book, as shown in FIG. 2;

FIG. 4 is a side view of the pillow book, as shown in FIG. 2;

FIG. 5 is a side view, opposite the side view shown in FIG. 4, of the pillow book, as shown in FIG. 2;

FIG. 6 is a top view of the pillow book, as shown in FIG. 2;

FIG. 7 is a bottom view of the pillow book, as shown in FIG. 2;

FIG. 8 is a perspective view of the pillow book in the closed condition, as shown in FIGS. 2–7;

FIG. 9 is a perspective view of a second embodiment of a pillow book, in an open condition showing exposed pages of embodiment 2.

FIG. 10 is a front view of a pillow book, in a closed condition, according to another embodiment of this invention;

FIG. 11 is a rear view of the pillow book, as shown in FIG. 10;

FIG. 12 is a top view of the pillow book, as shown in FIG. 10;

FIG. 13 is a bottom view of the pillow book, as shown in FIG. 10;


FIG. 14 is a side view of the pillow book, as shown in FIG. 10;

FIG. 15 is a side view, opposite the side view shown in FIG. 14, of the pillow book, as shown in FIG. 10; and,

FIG. 16 is a perspective view of the pillow book in the closed condition, as shown in FIGS. 10–15.

The dashed lines indicate areas to display graphics and form no part of the claimed design.

1 Claim, 7 Drawing Sheets



US D549,282 S

Page 2

U.S. PATENT DOCUMENTS

D135,197 S * 3/1943 Everitt D3/245
3,481,519 A * 12/1969 Snetselaar 294/152
3,849,810 A 11/1974 Degen
4,227,270 A 10/1980 Rivera
4,280,241 A 7/1981 Pfaff
D265,149 S * 6/1982 Romano D3/319
4,524,993 A 6/1985 Walker-Taylor
D291,745 S * 9/1987 Hansen D3/315
4,689,844 A 9/1987 Alivizatos
D292,597 S * 11/1987 Gifford et al. D19/27
4,853,994 A 8/1989 Ekstein
4,874,340 A 10/1989 Smallwood

D330,282 S * 10/1992 Lindsey D3/303
5,765,245 A 6/1998 Breto
5,987,676 A 11/1999 Littleford et al.
D516,624 S * 3/2006 Robinson D19/31
D523,636 S * 6/2006 Wilmink D3/303
D527,525 S * 9/2006 Izumoto D3/303

FOREIGN PATENT DOCUMENTS

EP 1 260 163 A2 11/2002
GB 2 130 085 A 5/1984
JP 2002209698 A 7/2002
JP 2004049546 A 2/2004

* cited by examiner




FIG. 8

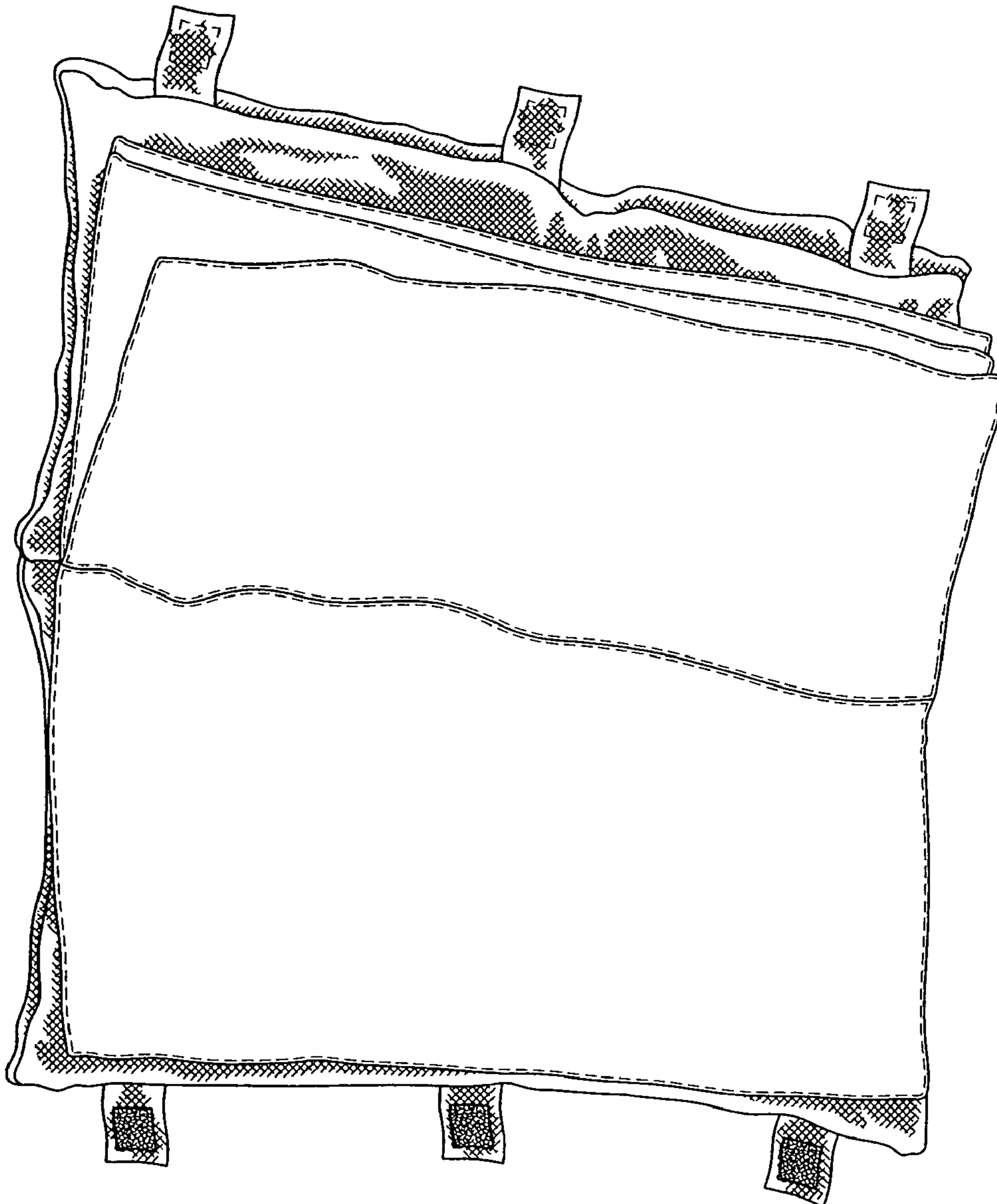


FIG. 1




FIG. 3

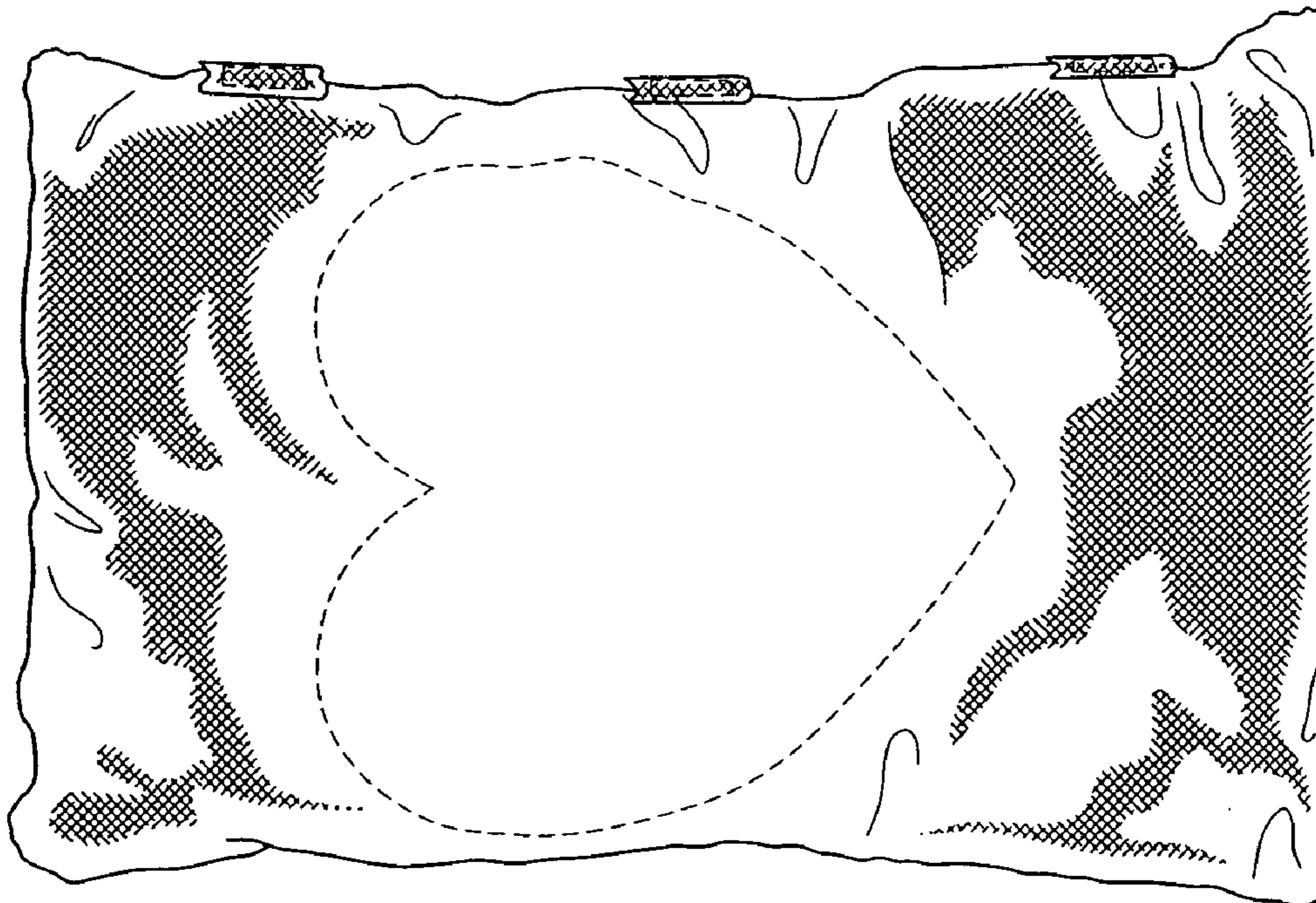


FIG. 2

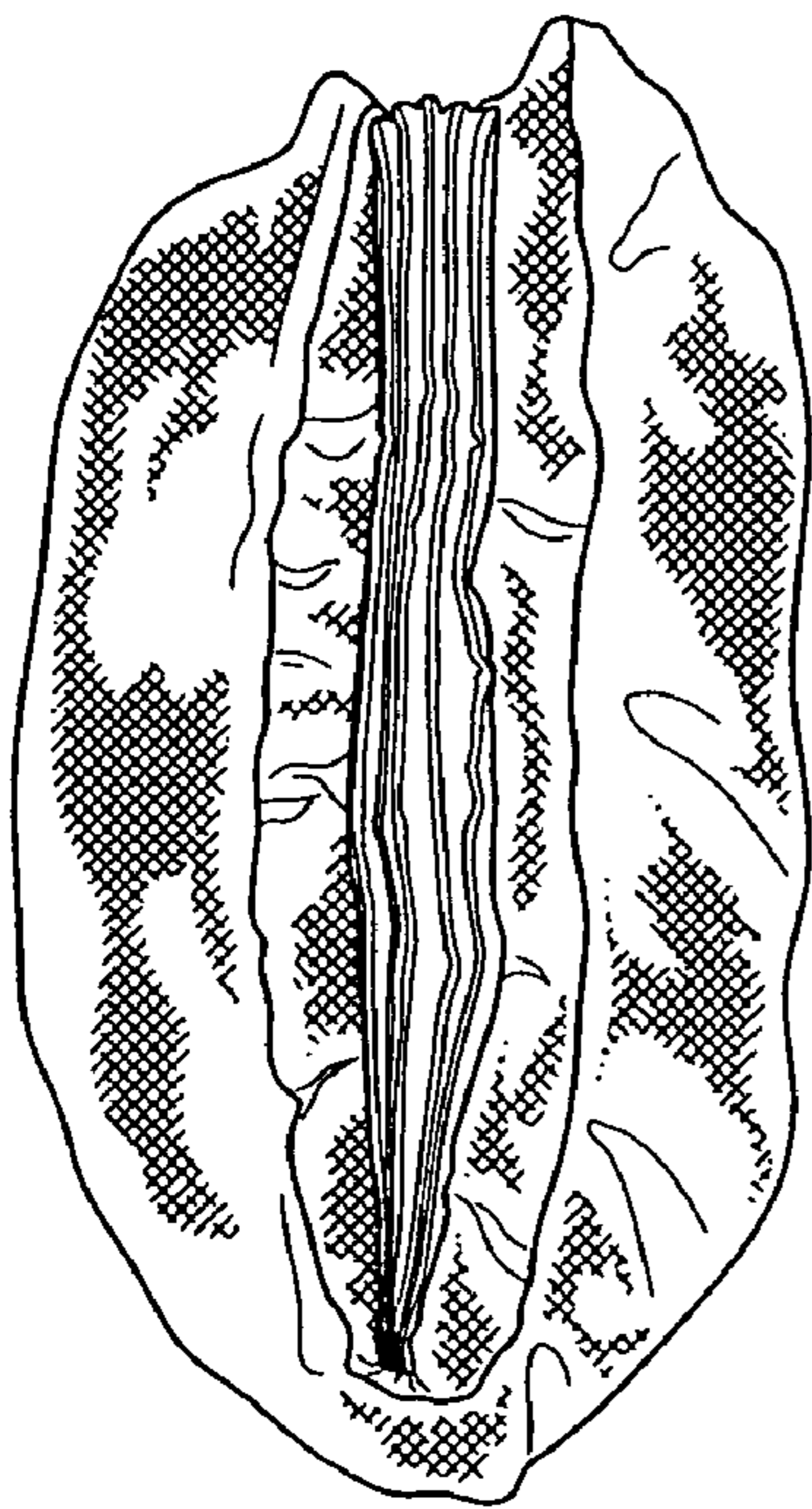


FIG. 6



FIG. 7

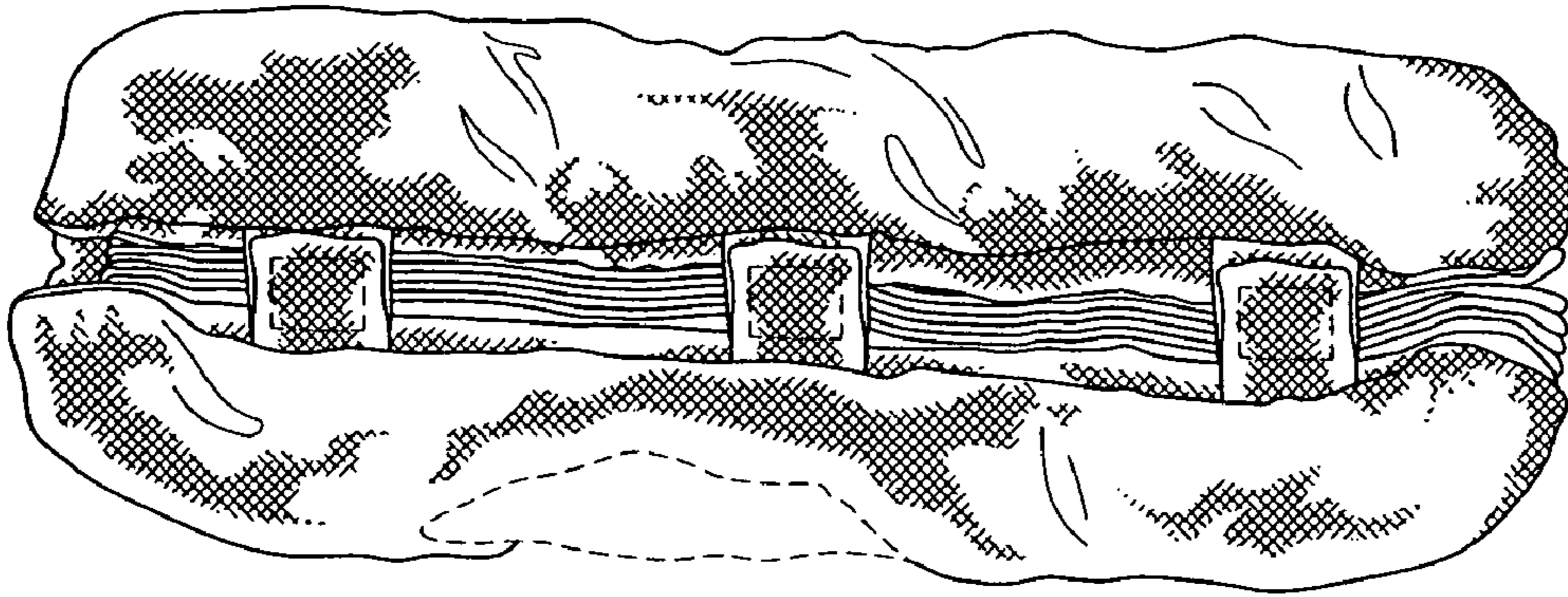


FIG. 5




FIG. 4

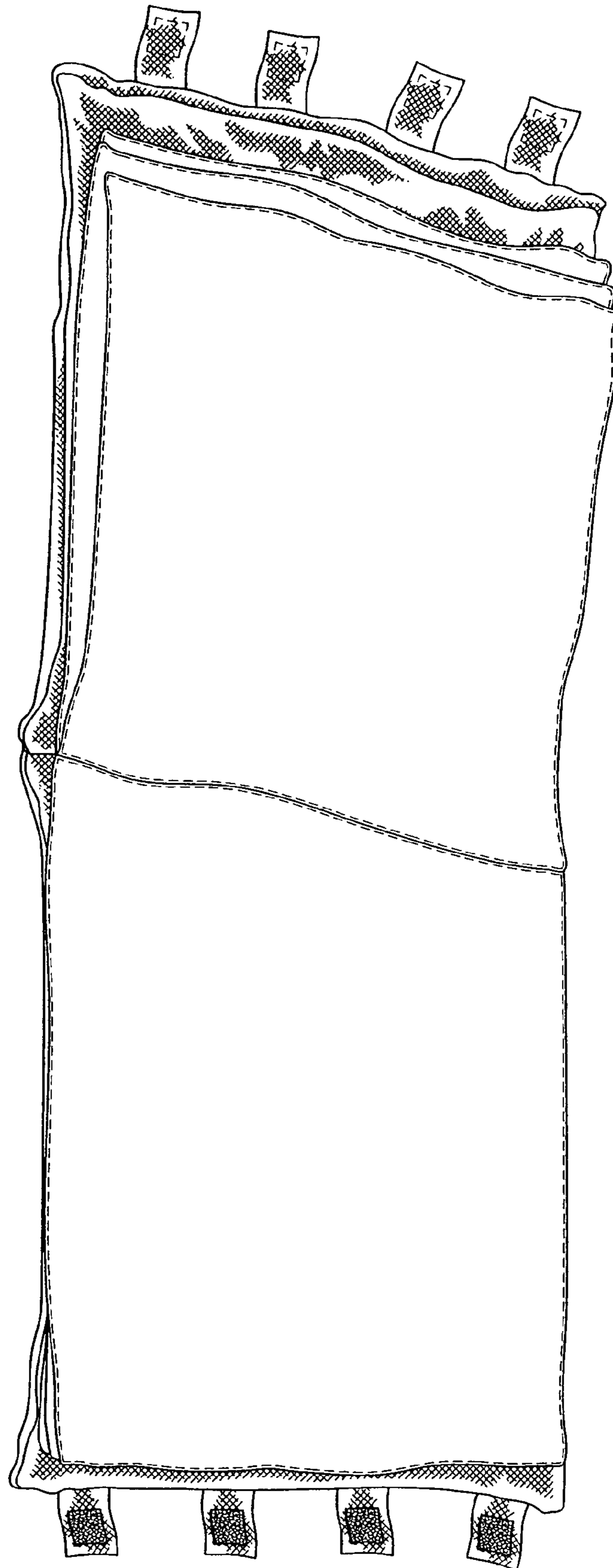


FIG. 9




FIG. 10




FIG. 11

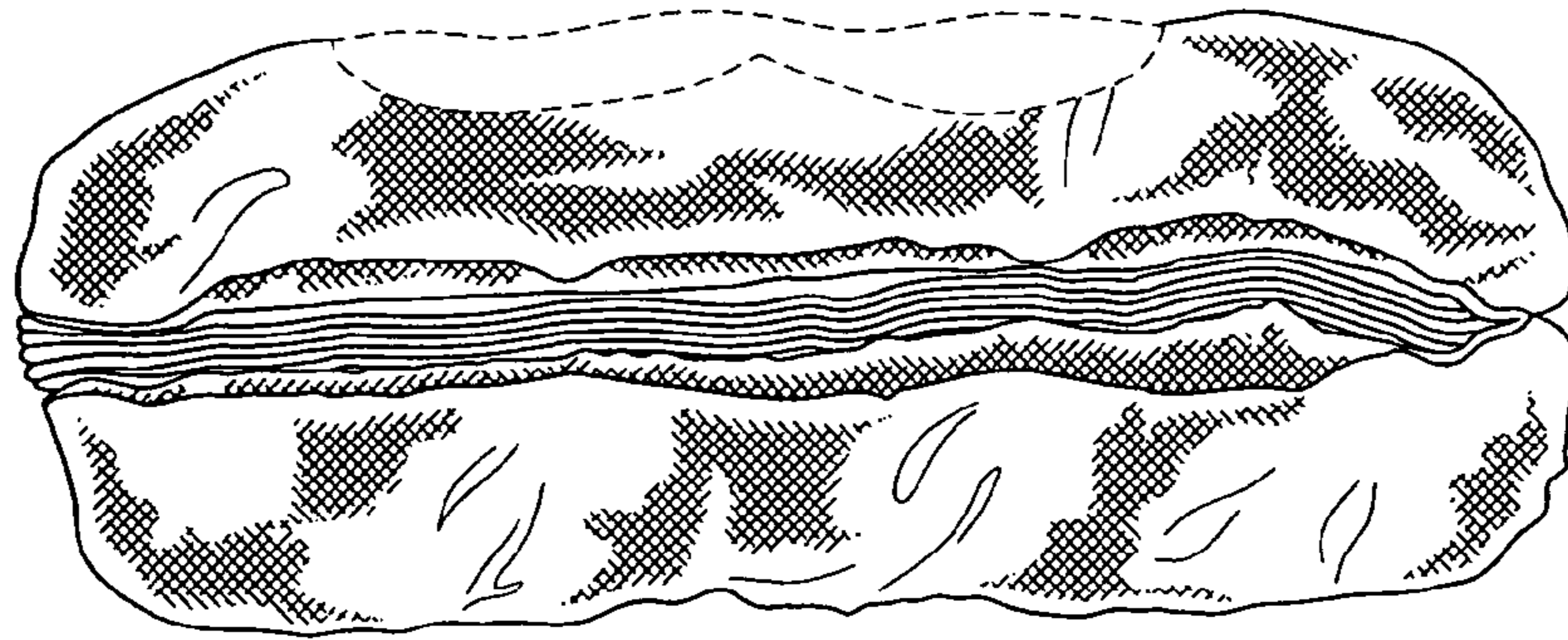


FIG. 12

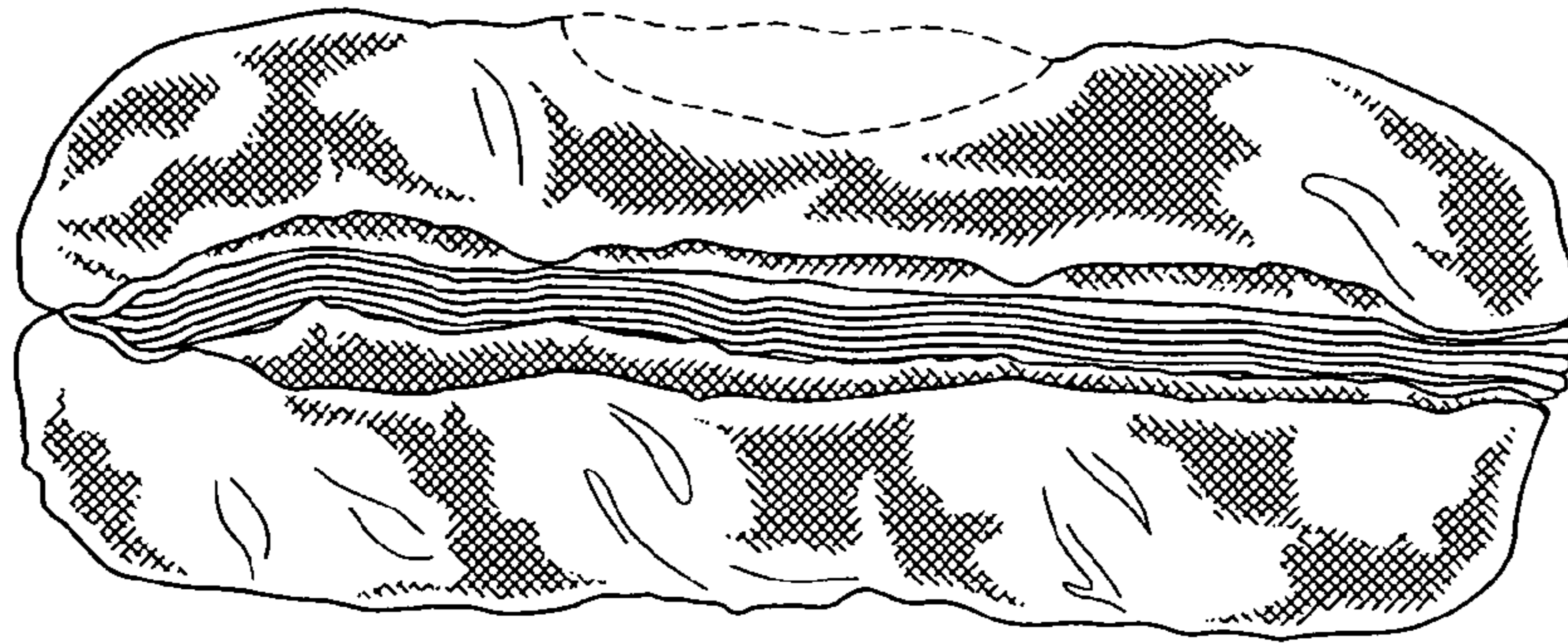


FIG. 13

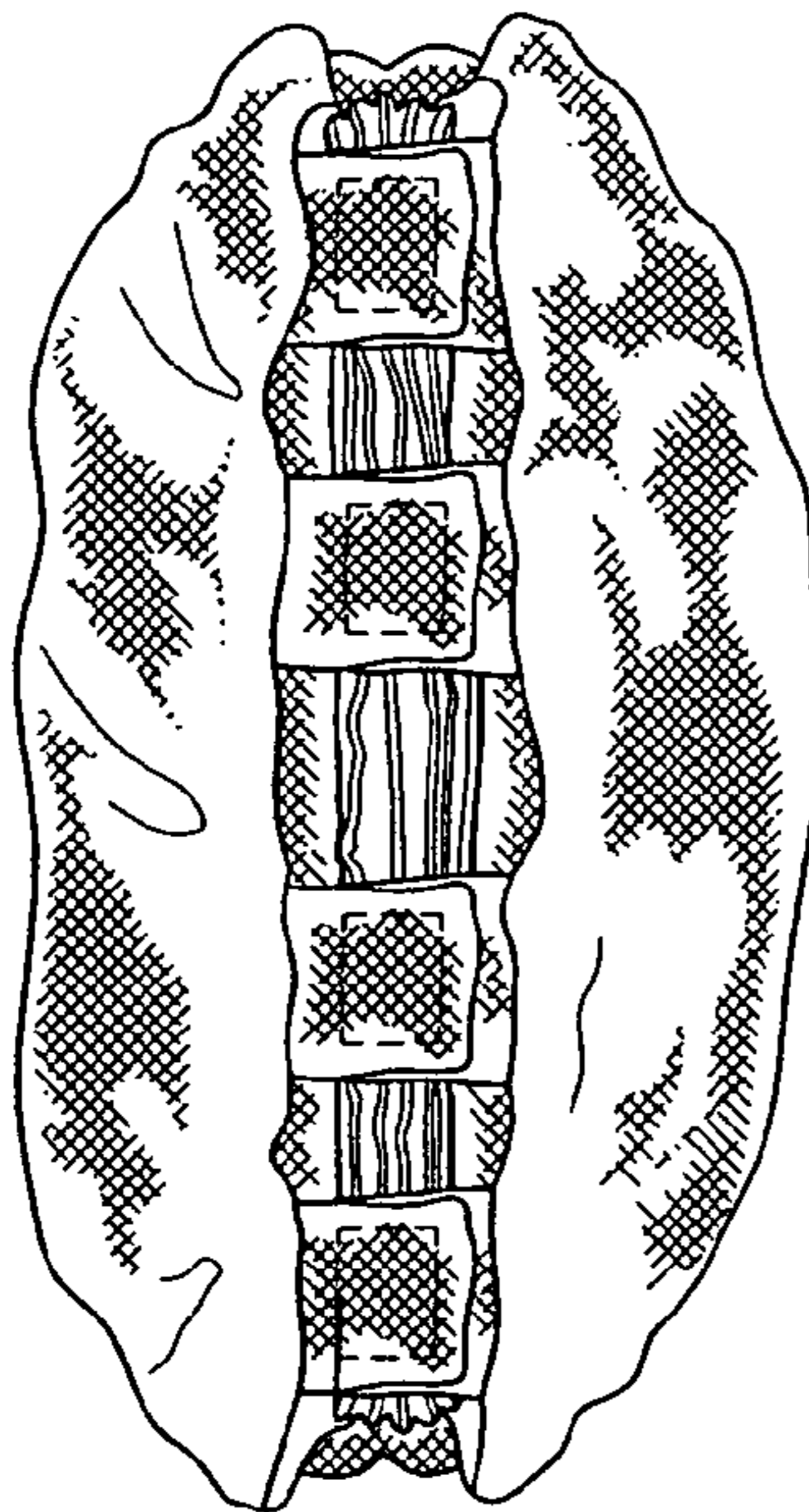


FIG. 14



FIG. 15

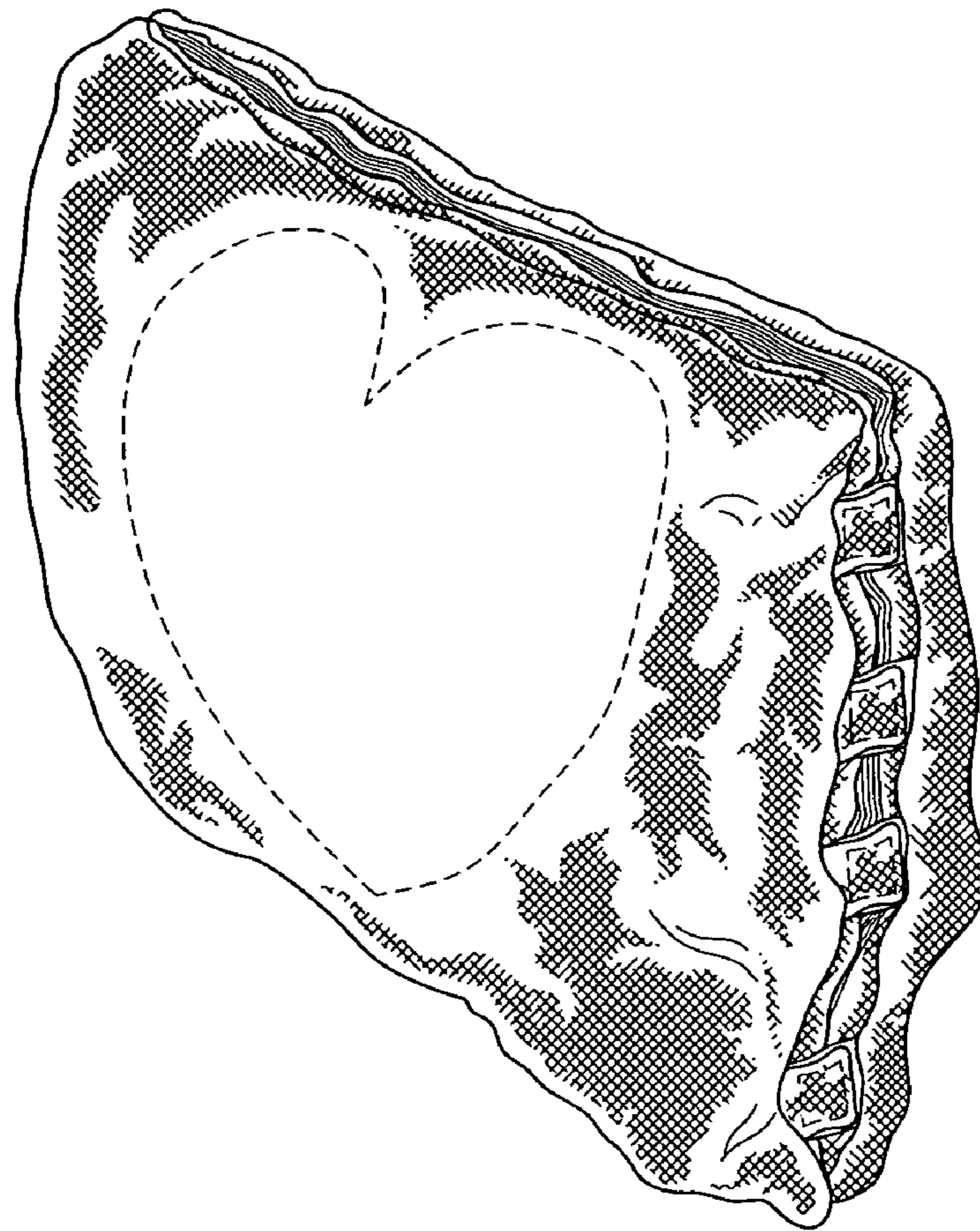


FIG.16