

US00D549272S

(12) **United States Design Patent**
Houser

(10) **Patent No.:** **US D549,272 S**

(45) **Date of Patent:** **** Aug. 21, 2007**

(54) **GUITAR**

(75) Inventor: **Michael R. Houser**, Cedar Grove, WI (US)

(73) Assignee: **Cascio Music Co., Inc.**, New Berlin, WI (US)

(**) Term: **14 Years**

(21) Appl. No.: **29/224,233**

(22) Filed: **Feb. 25, 2005**

(51) **LOC (8) Cl.** **17-03**

(52) **U.S. Cl.** **D17/20**

(58) **Field of Classification Search** D17/14,
D17/15, 18-20; D21/405; 84/267, 290,
84/291-293

See application file for complete search history.

(56) **References Cited**

U.S. PATENT DOCUMENTS

191,029 A	5/1877	Collins	
D107,421 S	12/1937	Giovanni	
D181,866 S	1/1958	McCarty	
D181,867 S *	1/1958	McCarty D17/19
3,192,304 A	6/1965	Rizzutti	
D202,579 S	10/1965	Quiroz	
D205,601 S	8/1966	Swagerty	
D206,554 S	12/1966	Smith	
3,457,820 A	7/1969	Snider	
D219,353 S	12/1970	Downing	
D222,294 S	10/1971	Pelensky	
D223,214 S	3/1972	Pelensky	
D230,077 S	1/1974	Pelensky	
D248,992 S	8/1978	Stelling	
D251,670 S	4/1979	Soika et al.	
D277,106 S *	1/1985	Edwards D17/18
D282,851 S *	3/1986	Tornese D17/18
D290,131 S	6/1987	Steinberger	
D293,119 S *	12/1987	Powers D17/20
D299,650 S	1/1989	Mitchell	

D305,546 S	1/1990	Roberts	
4,890,529 A *	1/1990	Grant 84/291
D306,455 S	3/1990	Steinberger	
D310,842 S	9/1990	Vito	
D334,764 S	4/1993	Fisher, IV	
D418,859 S	1/2000	Herbold	
D457,573 S *	5/2002	Chan D21/405
D466,547 S *	12/2002	Silvey D17/20
D475,396 S	6/2003	Coppola	
D476,678 S	7/2003	Forman	
D499,133 S	11/2004	Hoffman	
D499,756 S	12/2004	Di Pinto	
D499,757 S	12/2004	Hoffman	

* cited by examiner

Primary Examiner—Adir Aronovich

(74) *Attorney, Agent, or Firm*—Andrus, Scales, Starke & Sawall, LLP

(57) **CLAIM**

The ornamental design for a guitar, as shown and described.

DESCRIPTION

FIG. 1 is a perspective view of a guitar showing my new design;

FIG. 2 is a front elevational view of the guitar in FIG. 1;

FIG. 3 is a left side end view looking at the body of the guitar in FIG. 1;

FIG. 4 is a rear elevational view of the guitar in FIG. 1;

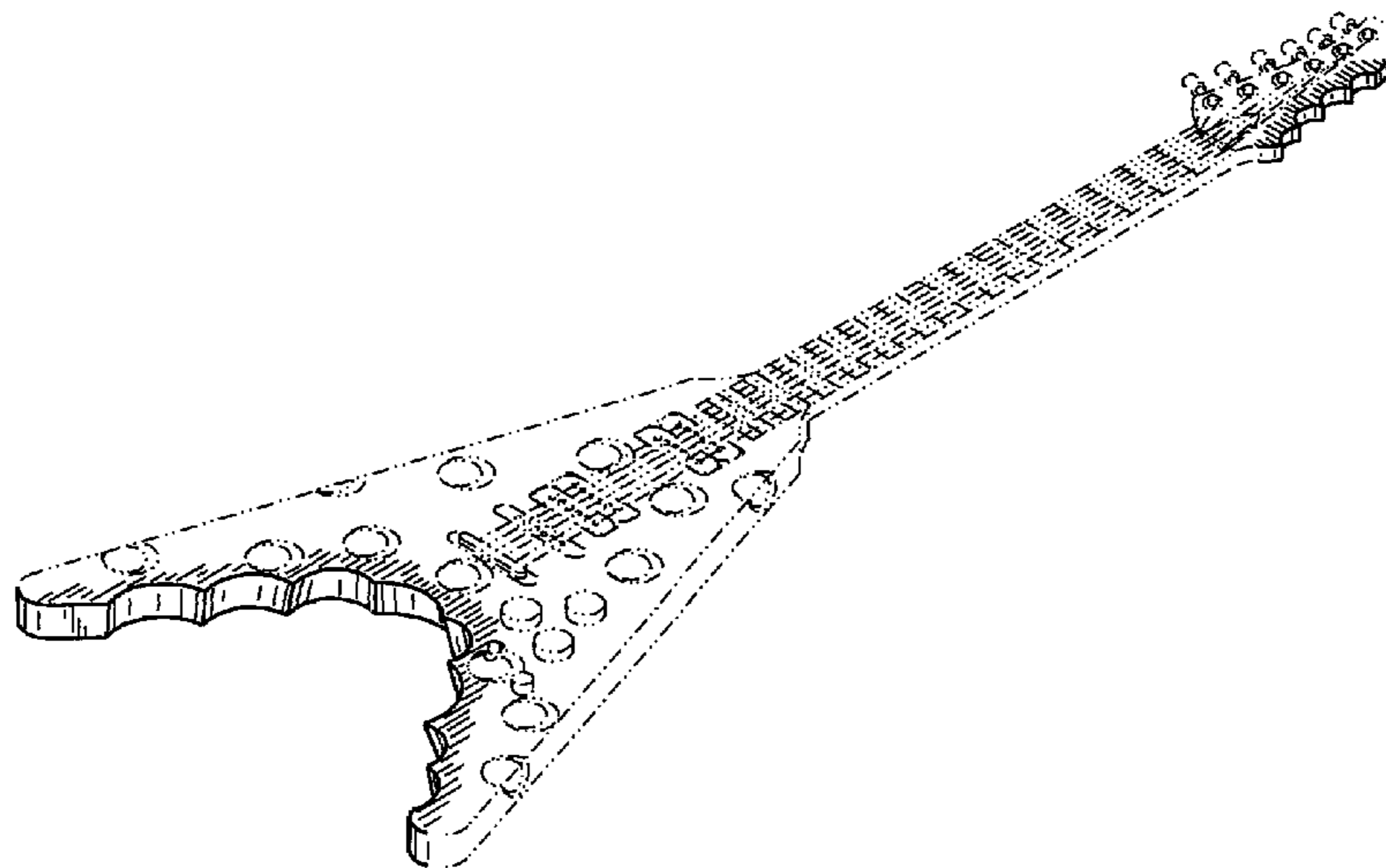
FIG. 5 is a bottom plan view of the guitar in FIG. 1;

FIG. 6 is a top plan view of the guitar in FIG. 1; and,

FIG. 7 is a right side end view looking at the head of the guitar in FIG. 1.

The portions of the guitar in broken lines (FIGS. 1-7) are shown for illustrative purposes only and form no part of the claimed design.

1 Claim, 2 Drawing Sheets



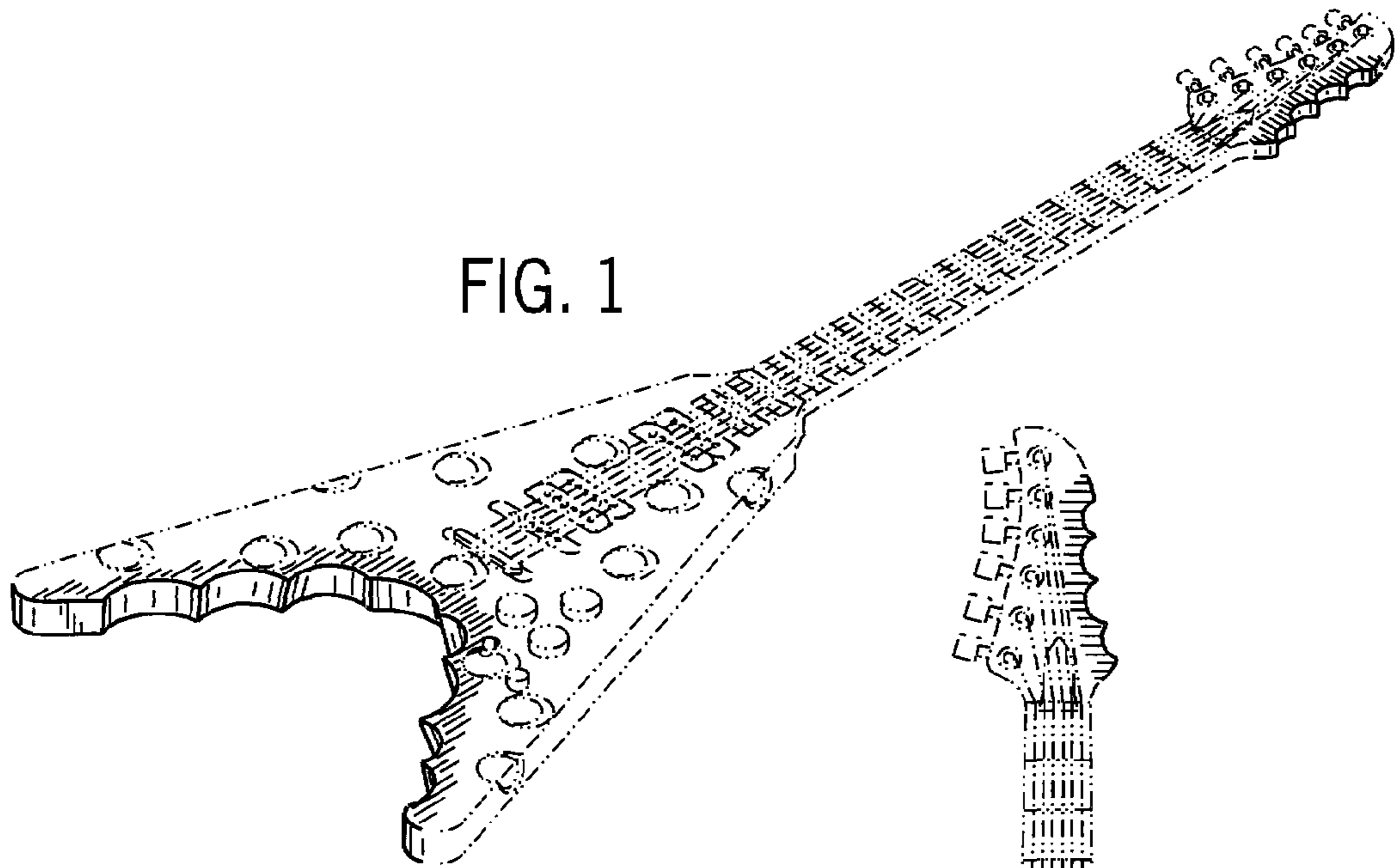


FIG. 1



FIG. 3

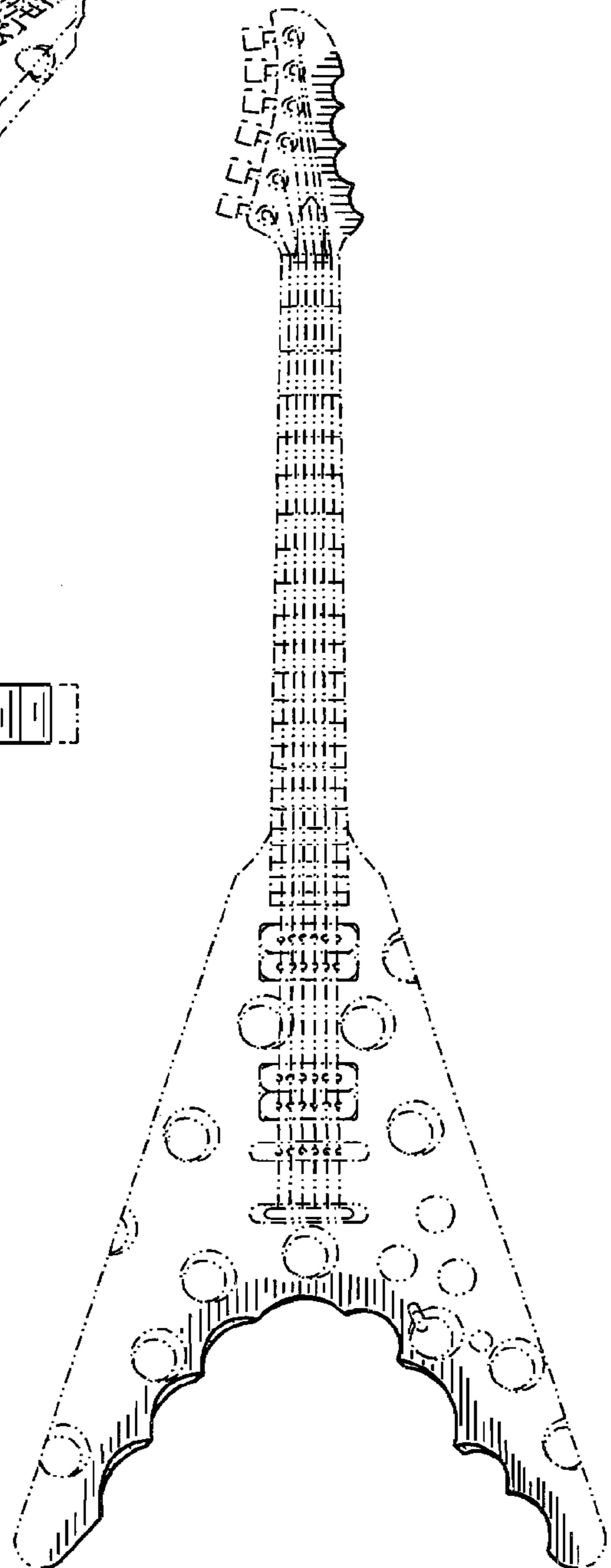


FIG. 2




FIG. 7

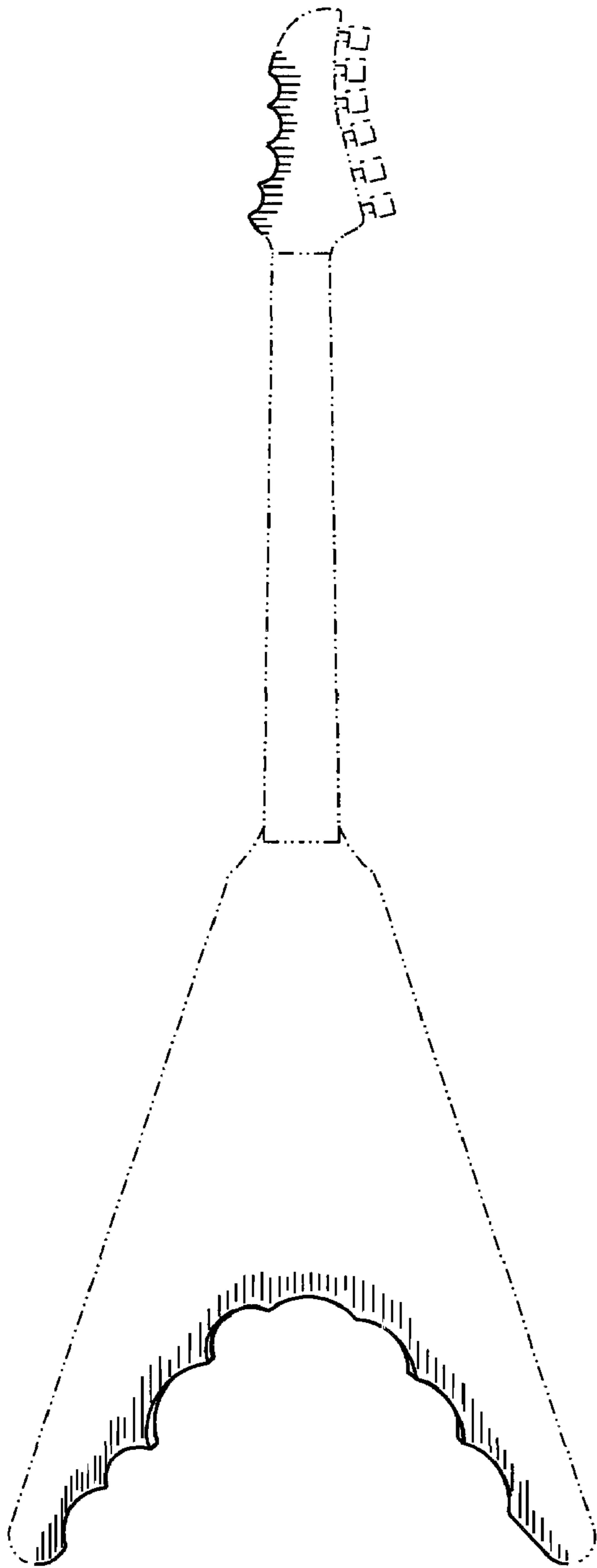


FIG. 4

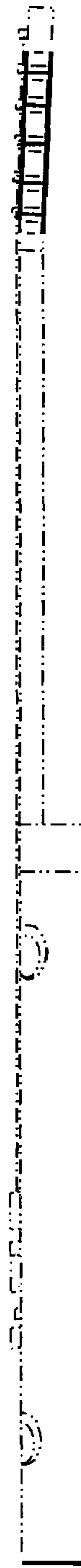


FIG. 5

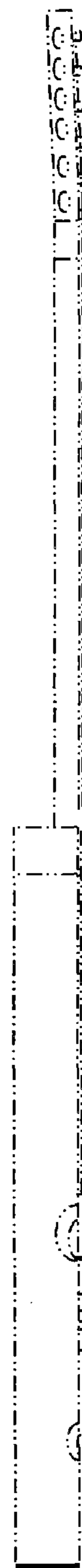


FIG. 6