



US00D549271S

(12) **United States Design Patent**  
**Schaefer**

(10) **Patent No.:** **US D549,271 S**

(45) **Date of Patent:** **\*\* Aug. 21, 2007**

(54) **HARMONICA**

(75) Inventor: **Michael Schaefer**, Vienna (AT)

(73) Assignee: **Richard Smith**, Axminster, Devon (GB)

(\*\*) Term: **14 Years**

(21) Appl. No.: **29/209,354**

(22) Filed: **Jul. 13, 2004**  
(Under 37 CFR 1.47)

(30) **Foreign Application Priority Data**

Mar. 17, 2004 (EM) ..... 153937

(51) **LOC (8) Cl.** ..... **17-01**

(52) **U.S. Cl.** ..... **D17/12**

(58) **Field of Classification Search** ..... D17/12;  
D21/411; 84/377, 378, 379

See application file for complete search history.

(56) **References Cited**

U.S. PATENT DOCUMENTS

D36,748 S \* 1/1904 Hohner ..... D17/12  
D92,285 S \* 5/1934 Bennington et al. .... D17/12  
D116,069 S \* 8/1939 Vassos ..... D17/12  
2,420,450 A \* 5/1947 Sonnen ..... 84/377

2,473,210 A \* 6/1949 Magnus ..... 84/377  
2,511,302 A \* 6/1950 Stephenson ..... 84/377  
D166,750 S \* 5/1952 Hohner ..... D17/12  
2,815,693 A \* 12/1957 Mast ..... 84/377  
D367,877 S \* 3/1996 Hayashi ..... D17/12

\* cited by examiner

*Primary Examiner*—Ian Simmons

*Assistant Examiner*—Christopher Lee

(74) *Attorney, Agent, or Firm*—Renner, Otto, Boisselle & Sklar, LLP

(57) **CLAIM**

The ornamental design for a harmonica, as shown and described.

**DESCRIPTION**

FIG. 1 is a perspective view of a harmonica showing the top, front and left sides of my new design;

FIG. 2 is a front view of the harmonica;

FIG. 3 is a left side elevational view of the harmonica;


FIG. 4 is right side elevational view of the harmonica;

FIG. 5 is a top plan view of the harmonica;

FIG. 6 is a bottom plan view of the harmonica; and,

FIG. 7 is a rear view of the harmonica.

**1 Claim, 3 Drawing Sheets**






Fig. 1




Fig. 2

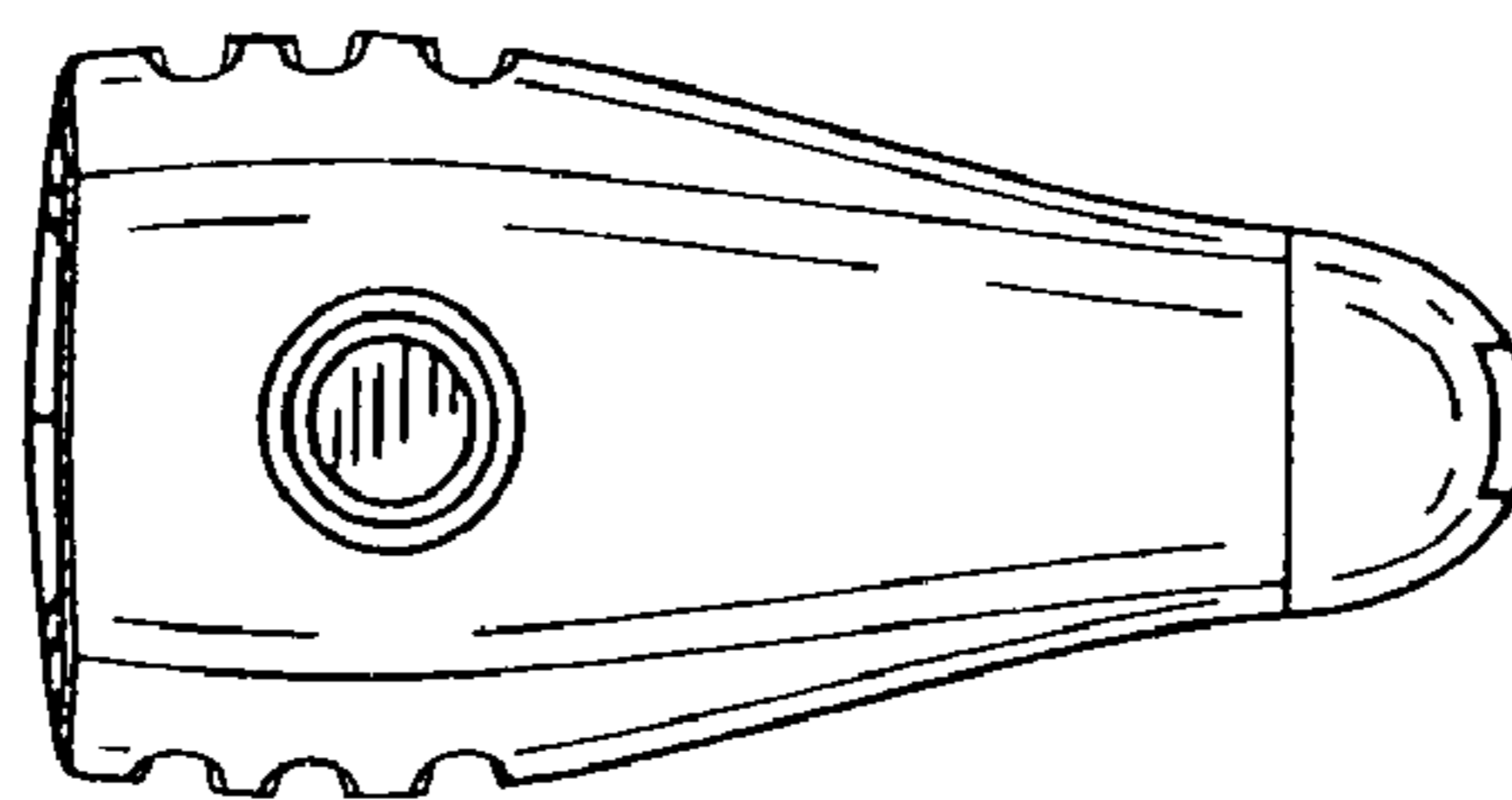


Fig. 3

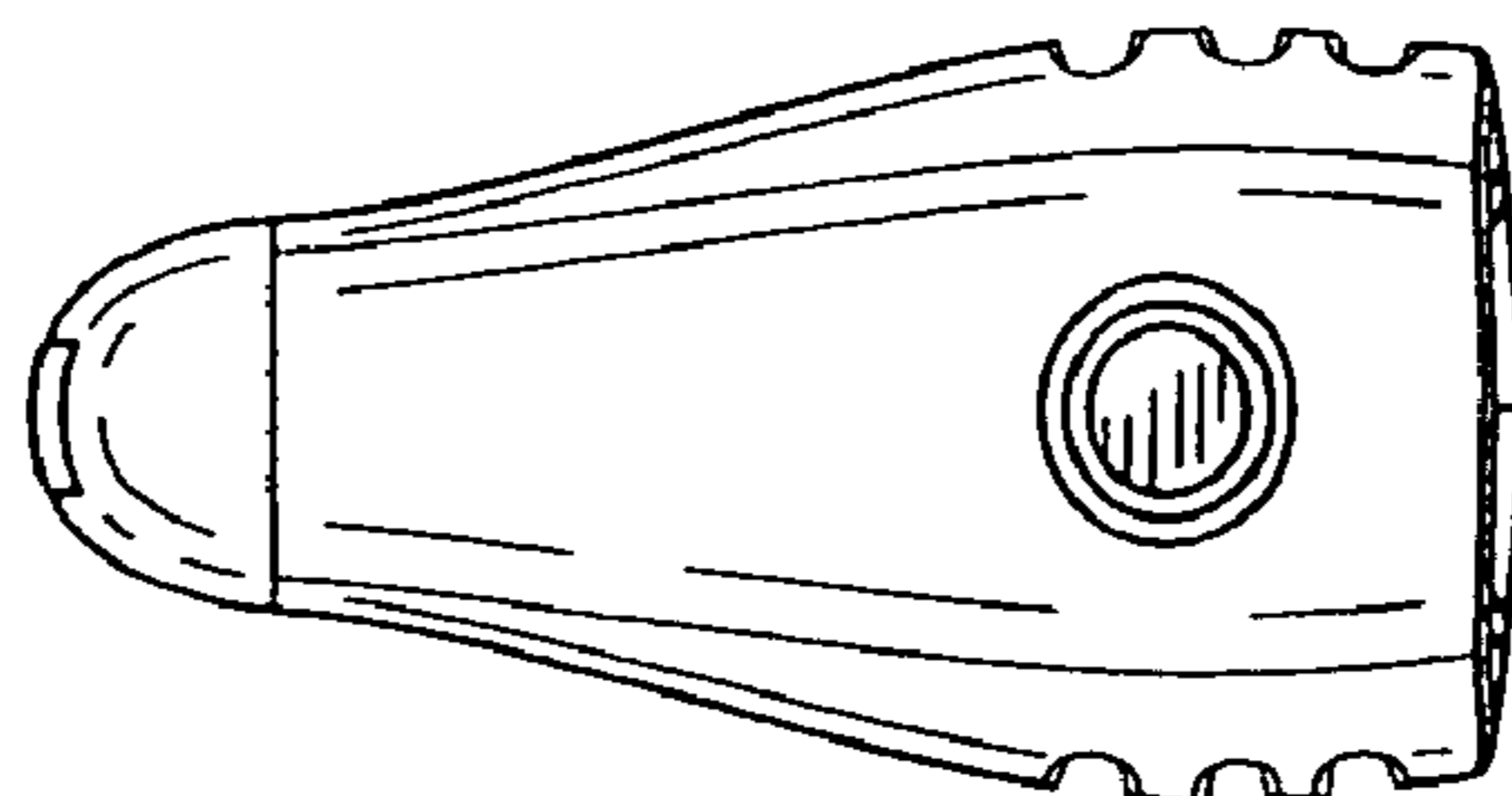


Fig. 4




Fig. 5

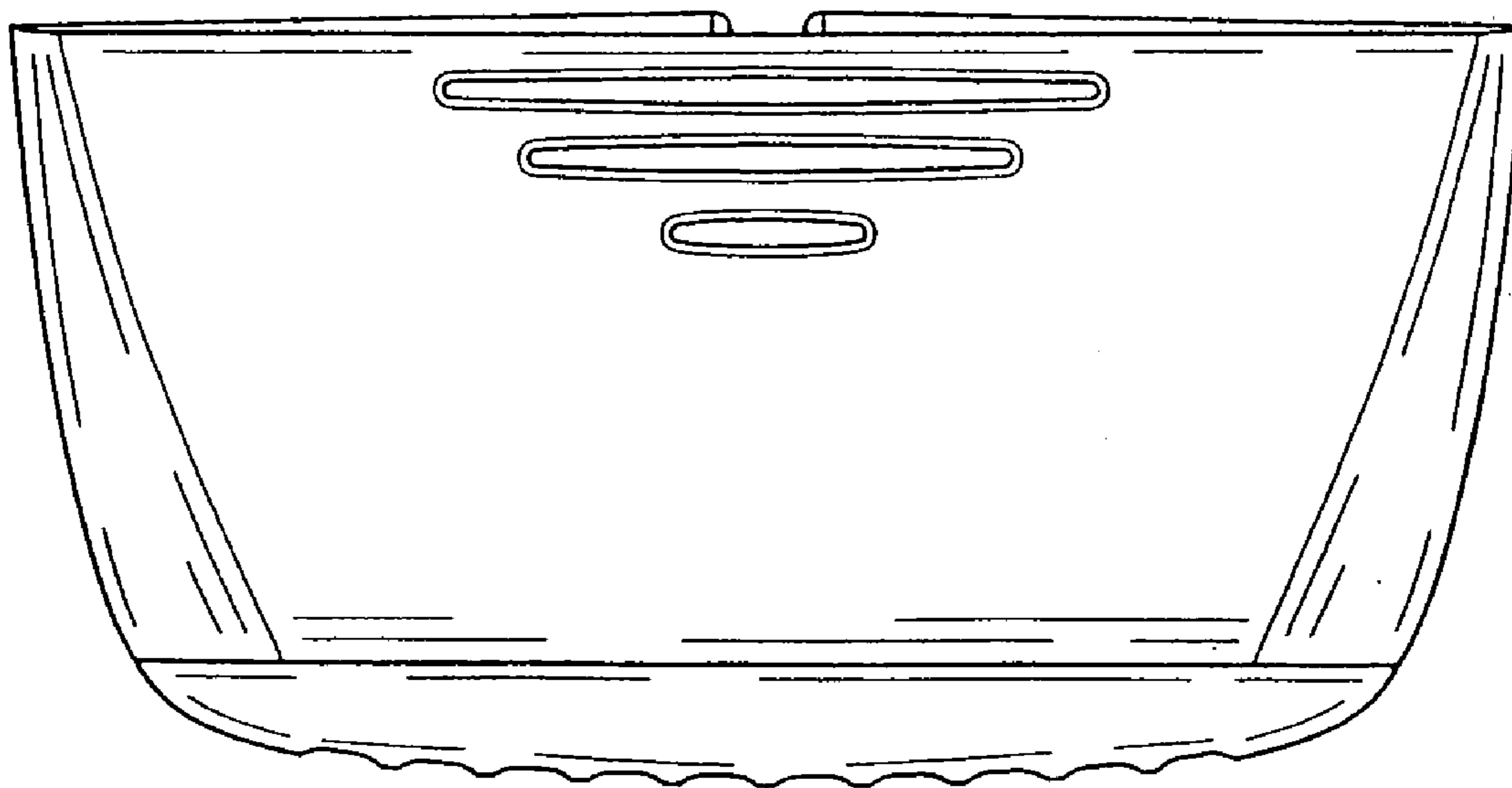


Fig. 6

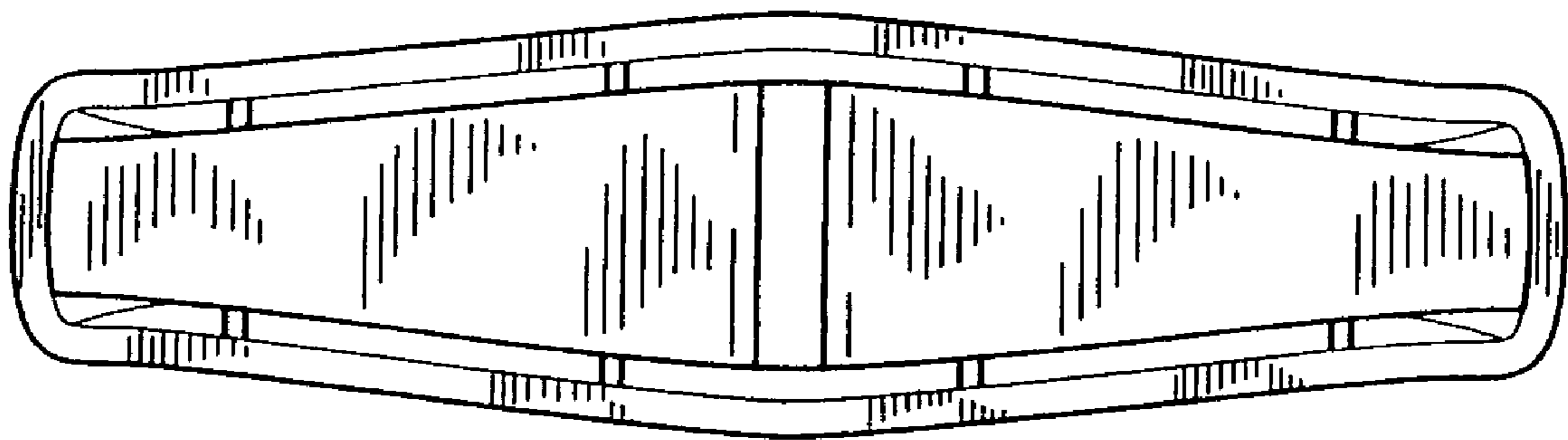


Fig. 7