



US00D549269S

(12) **United States Design Patent**
Daems et al.

(10) **Patent No.:** **US D549,269 S**

(45) **Date of Patent:** **** Aug. 21, 2007**

(54) **EYEWEAR**

(75) Inventors: **Kurt Daems**, Layton, UT (US); **Brian Grigsby**, Tremonton, UT (US); **Mao-Hsiung Chuang**, Tainan (TW)

(73) Assignee: **Wolf Peak Holdings, LLC**, Layton, UT (US)

(**) Term: **14 Years**

(21) Appl. No.: **29/247,053**

(22) Filed: **May 26, 2006**

(51) **LOC (8) Cl.** **16-06**

(52) **U.S. Cl.** **D16/321; D16/335; D16/326**

(58) **Field of Classification Search** D16/300-330, D16/101, 332-338; D29/109-110; D24/110.2; 351/41, 44, 51-52, 62, 158, 92, 103-111, 351/156, 61, 114-119, 121-123; 2/426-432, 2/447-449, 441, 434-437

See application file for complete search history.

(56) **References Cited**

U.S. PATENT DOCUMENTS

D366,056 S	1/1996	Wolfe	
5,610,668 A *	3/1997	Mage	351/62
D391,596 S *	3/1998	Simioni	D16/321
D407,428 S *	3/1999	Jannard et al.	D16/319
D421,449 S	3/2000	Wolfe	
D430,192 S *	8/2000	Markovitz et al.	D16/321
D431,258 S *	9/2000	Simioni et al.	D16/326
D431,586 S	10/2000	Wolfe	
D436,119 S *	1/2001	Bolle	D16/335
D439,598 S	3/2001	Wolfe	
D454,580 S	3/2002	Wolfe	
D462,081 S	8/2002	Wolfe	

D462,980 S	9/2002	Wolfe
D469,459 S	1/2003	Moritz
D470,882 S	2/2003	Mage
D470,883 S	2/2003	Teng
D472,915 S	4/2003	Rohrbach et al.
D474,222 S	5/2003	Chen
D474,223 S	5/2003	Chen
D474,224 S	5/2003	Chen
D474,800 S	5/2003	Hou
D475,076 S	5/2003	Hou
D475,390 S	6/2003	Wang-Lee
D475,391 S	6/2003	Lee
D475,392 S	6/2003	Lee
D475,393 S	6/2003	Lee
D475,394 S	6/2003	Yang
D475,731 S	6/2003	Lee

(Continued)

Primary Examiner—Raphael Barkai

(74) *Attorney, Agent, or Firm*—Brinks Hofer Gilson & Lione; Ryan L. Marshall

(57) **CLAIM**

The ornamental design for eyewear, as shown and described.

DESCRIPTION

FIG. 1 is a perspective view of eyewear according to the present invention;

FIG. 2 is a front elevational view thereof;

FIG. 3 is a rear elevational view thereof;

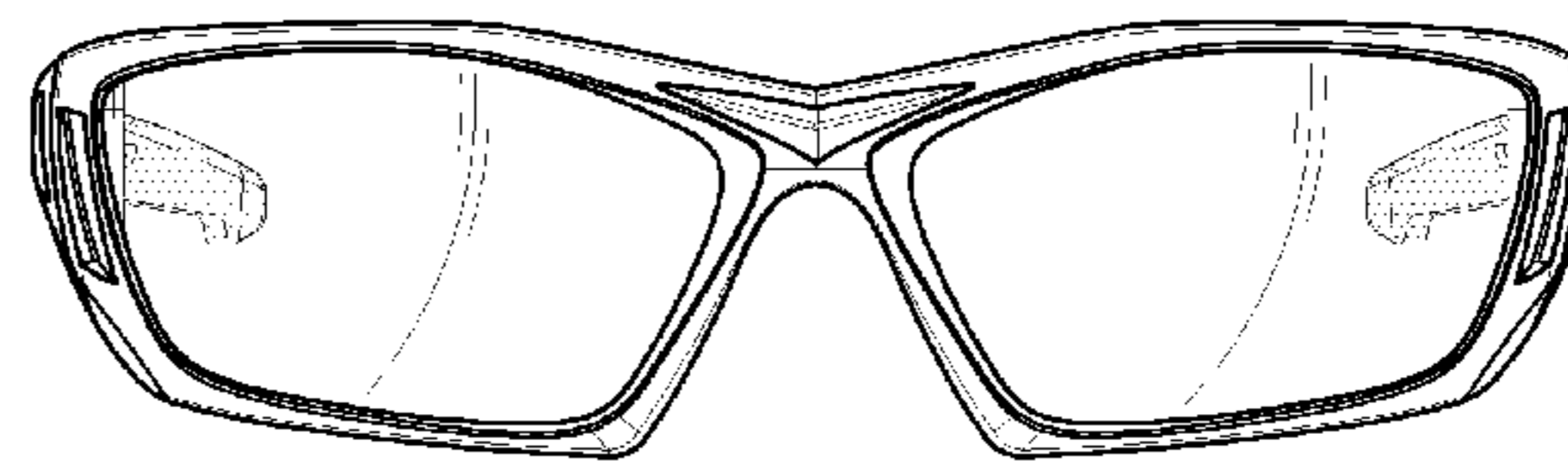

FIG. 4 is a right side elevational view thereof;

FIG. 5 is a left side elevational view thereof;

FIG. 6 is a top view thereof; and,

FIG. 7 is a bottom view thereof.

1 Claim, 5 Drawing Sheets



US D549,269 S

Page 2

U.S. PATENT DOCUMENTS

D476,354 S	6/2003	Chen	D487,477 S	3/2004	Lane
D477,623 S	7/2003	Thixton et al.	D488,499 S	4/2004	Mage
D477,834 S	7/2003	Sheldon	D489,394 S	5/2004	Teng
D478,112 S	8/2003	Lee	D490,458 S	5/2004	Finquel
D478,113 S	8/2003	Kuo	D491,974 S	6/2004	Teng
D478,114 S	8/2003	Yee	D491,975 S	6/2004	Teng
D478,927 S	8/2003	Teng	D491,976 S	6/2004	Teng
D478,928 S	8/2003	Sheldon	D492,340 S	6/2004	Cyr
D478,929 S	8/2003	Baden et al.	D492,341 S	6/2004	Banker et al.
D479,851 S	9/2003	Mangum	6,749,299 B1	6/2004	Hsu
D480,747 S	10/2003	Hsu	D494,996 S	8/2004	Hsu
D481,063 S	10/2003	Lane	D495,730 S	9/2004	Hsu et al.
D481,410 S	10/2003	Lane	D497,628 S *	10/2004	Sheldon D16/320
D482,717 S	11/2003	Lane et al.	D500,781 S *	1/2005	Mage D16/326
D483,392 S	12/2003	Chen	D502,959 S	3/2005	Hsu
D483,393 S	12/2003	Chen	D508,068 S	8/2005	Hsu et al.
D483,792 S	12/2003	Egbert et al.	D508,255 S	8/2005	Wu
D484,173 S	12/2003	Jannard et al.	D510,379 S *	10/2005	Lane D16/321
D484,526 S	12/2003	Teng	D511,540 S	11/2005	Hsu
D485,569 S	1/2004	Hsu	D513,033 S	12/2005	Hsu
D485,570 S	1/2004	Teng	D513,518 S *	1/2006	Stables D16/321
D485,571 S	1/2004	Teng	D514,615 S *	2/2006	Mangum D16/326
D485,856 S	1/2004	Wolfe	D532,438 S *	11/2006	Yang D16/327
D485,857 S	1/2004	Lee	D535,320 S *	1/2007	Sheldon D16/335
D487,284 S	3/2004	Lane			

* cited by examiner




FIG. 1

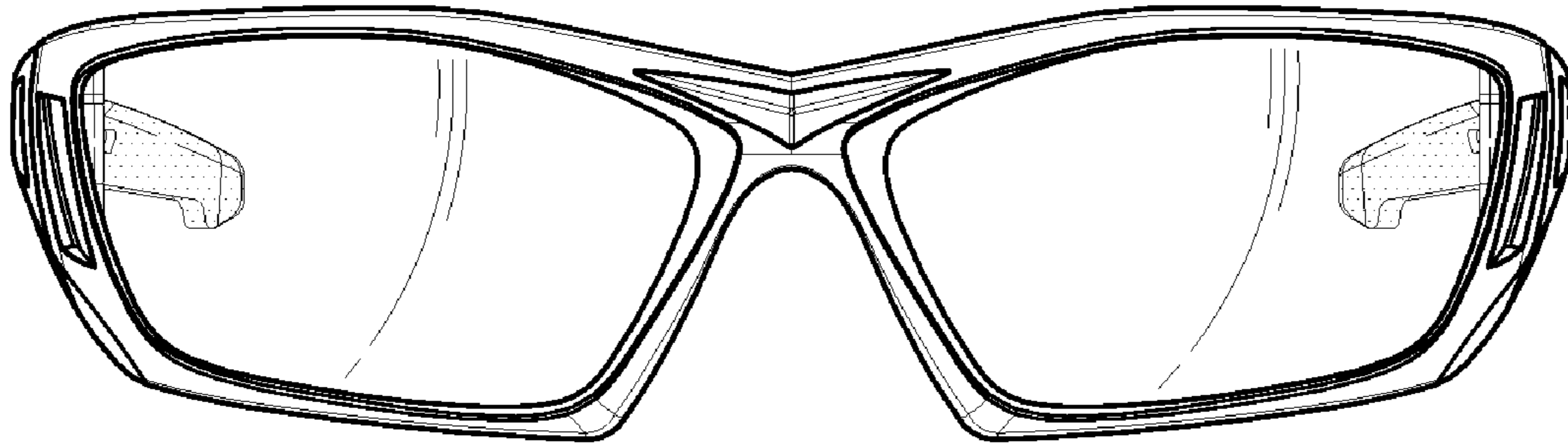


FIG. 2

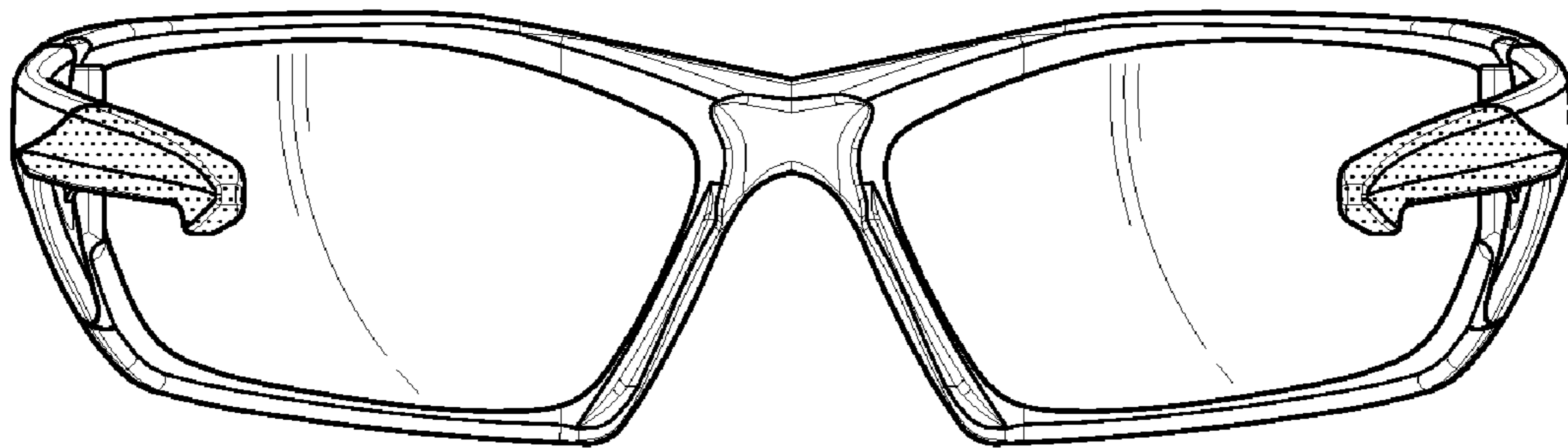


FIG. 3

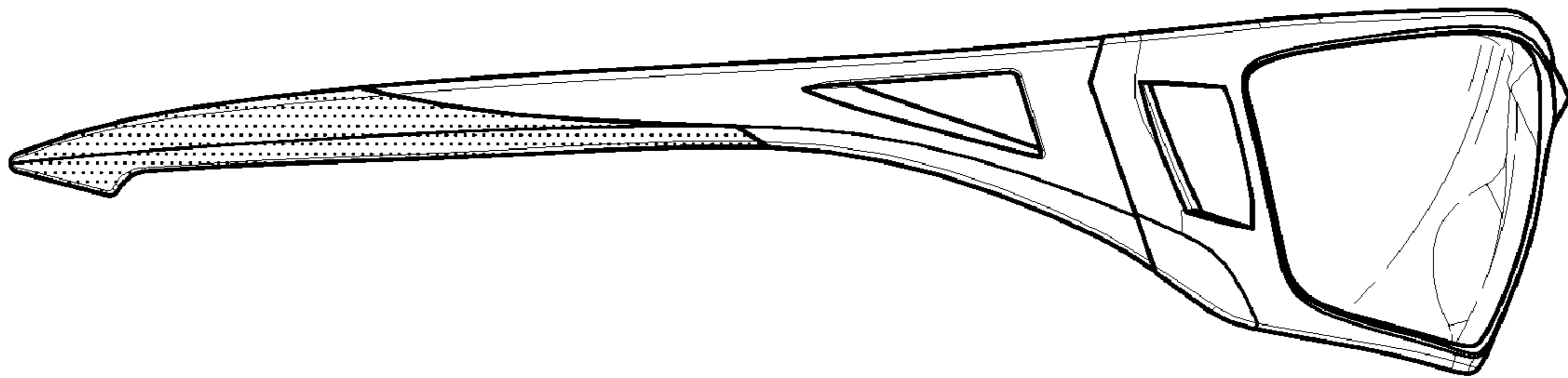


FIG. 4

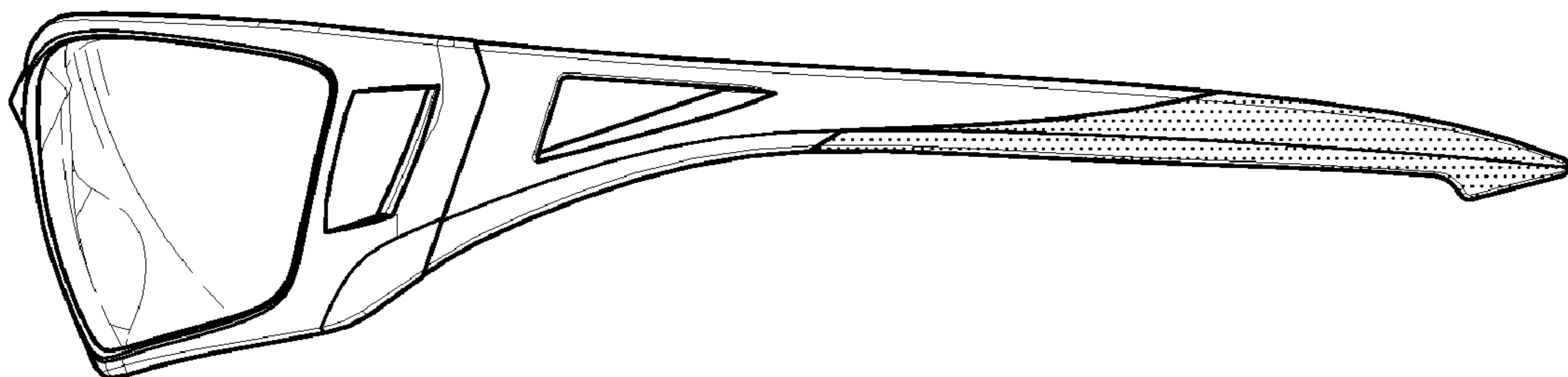


FIG. 5

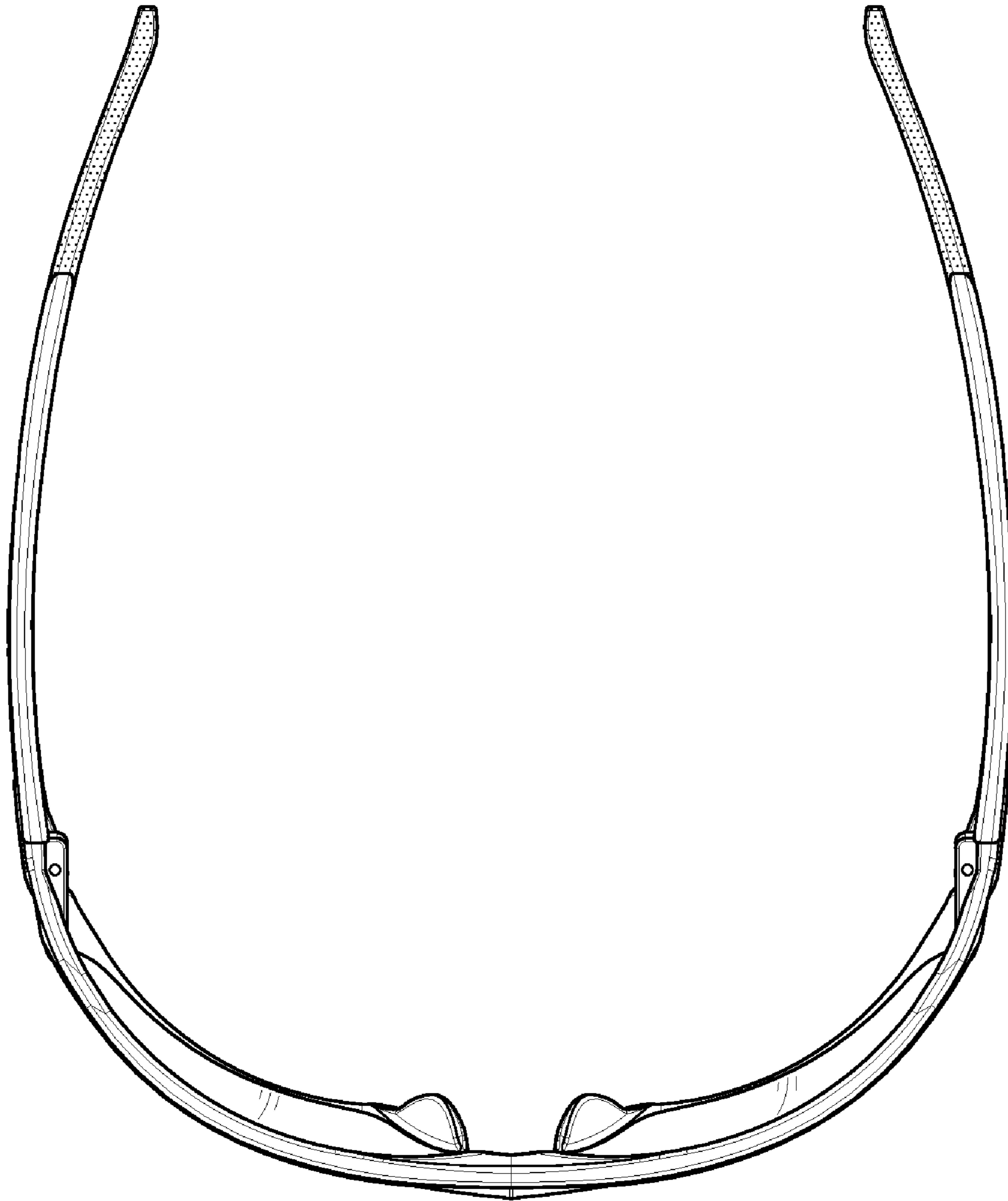


FIG. 6

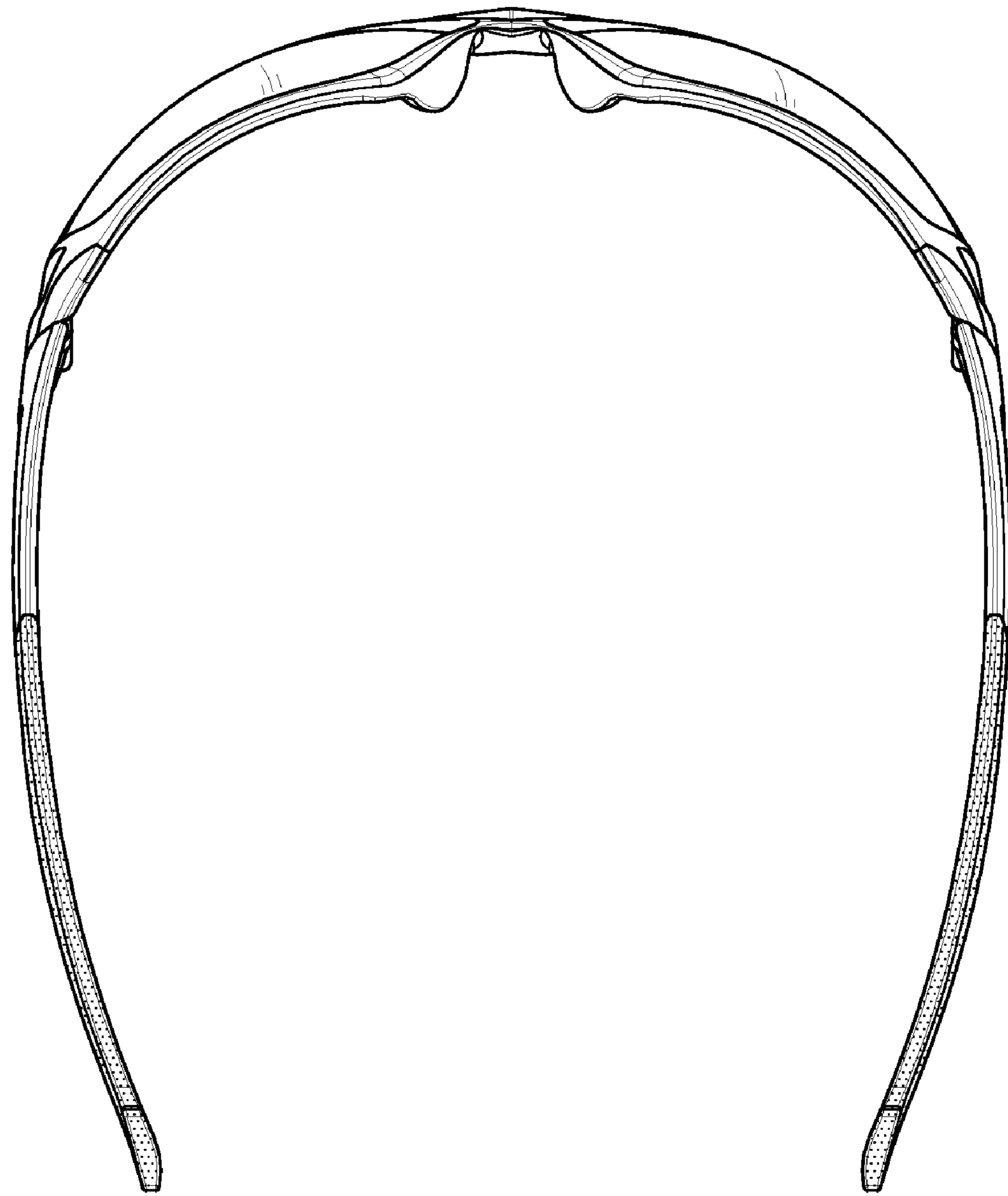


FIG. 7