

US00D549241S

(12) **United States Design Patent** (10) **Patent No.:** **US D549,241 S**
Giddens (45) **Date of Patent:** **** Aug. 21, 2007**

(54) **PORTION OF A RECOIL COVER FOR AN INTERNAL COMBUSTION ENGINE**

D396,045 S 7/1998 Neeley
D396,476 S 7/1998 Shimizu
D397,342 S 8/1998 Shimizu
D398,010 S 9/1998 Yoshida et al.
D414,498 S 9/1999 Yoshida
D417,675 S 12/1999 Yaguchi et al.

(75) Inventor: **Keith B. Giddens**, Simpsonville, SC (US)

(73) Assignee: **Liquid Combustion Technology LLC**, Travelers Rest, SC (US)

(**) Term: **14 Years**

(21) Appl. No.: **29/211,157**

(22) Filed: **Aug. 11, 2004**

(51) **LOC (8) Cl.** **15-01**

(52) **U.S. Cl.** **D15/5**

(58) **Field of Classification Search** D15/1-5;
123/41.7, 50 A, 56, 198 E, 306, 308, 661,
123/667, 65 R, 50 R, 51 R, 51 P; 74/610,
74/6; 474/8, 93; 475/210; 184/6.23

See application file for complete search history.

(56) **References Cited**

U.S. PATENT DOCUMENTS

D257,844 S 1/1981 Stevens
D282,071 S 1/1986 Nakamura
D294,832 S 3/1988 Itou et al.
4,813,385 A 3/1989 Yamaguchi et al.
D305,432 S 1/1990 Hashigaki
D307,147 S 4/1990 Sasaki et al.
D307,148 S 4/1990 Mikado
D308,871 S 6/1990 Harkness et al.
D308,872 S 6/1990 Harkness et al.
D309,457 S 7/1990 Eifert et al.
D309,458 S 7/1990 Johnson et al.
5,072,627 A 12/1991 Horiye et al.
D330,897 S 11/1992 Carlson et al.
D331,929 S 12/1992 Leaf et al.
5,197,426 A * 3/1993 Frangesch et al. 123/198 E
D342,076 S 12/1993 Heismann
D343,843 S 2/1994 Mikado
D353,381 S 12/1994 Yoshida et al.
D367,070 S 2/1996 Maeda et al.
D392,647 S 3/1998 Ueda et al.

(Continued)

OTHER PUBLICATIONS

U.S. Appl. No. 29/199,532 entitled *Portion of an Engine*; In re: Giddens; filed Feb. 16, 2004.

U.S. Appl. No. 29/199,533 entitled *Portion of an Engine*; In re: Giddens; filed Feb. 16, 2004.

U.S. Appl. No. 29/211,389; entitled *Portion of an Internal Combustion Engine*; In re: Glass; filed Feb. 16, 2004.

Primary Examiner—Ian Simmons

Assistant Examiner—Maurice Stevens

(74) *Attorney, Agent, or Firm*—Alston & Bird LLP

(57) **CLAIM**

The ornamental design for a portion of a recoil cover for an internal combustion engine, as shown and described.

DESCRIPTION

FIG. 1 is a perspective view of a portion of a recoil cover for an internal combustion engine according to an embodiment of the present design;

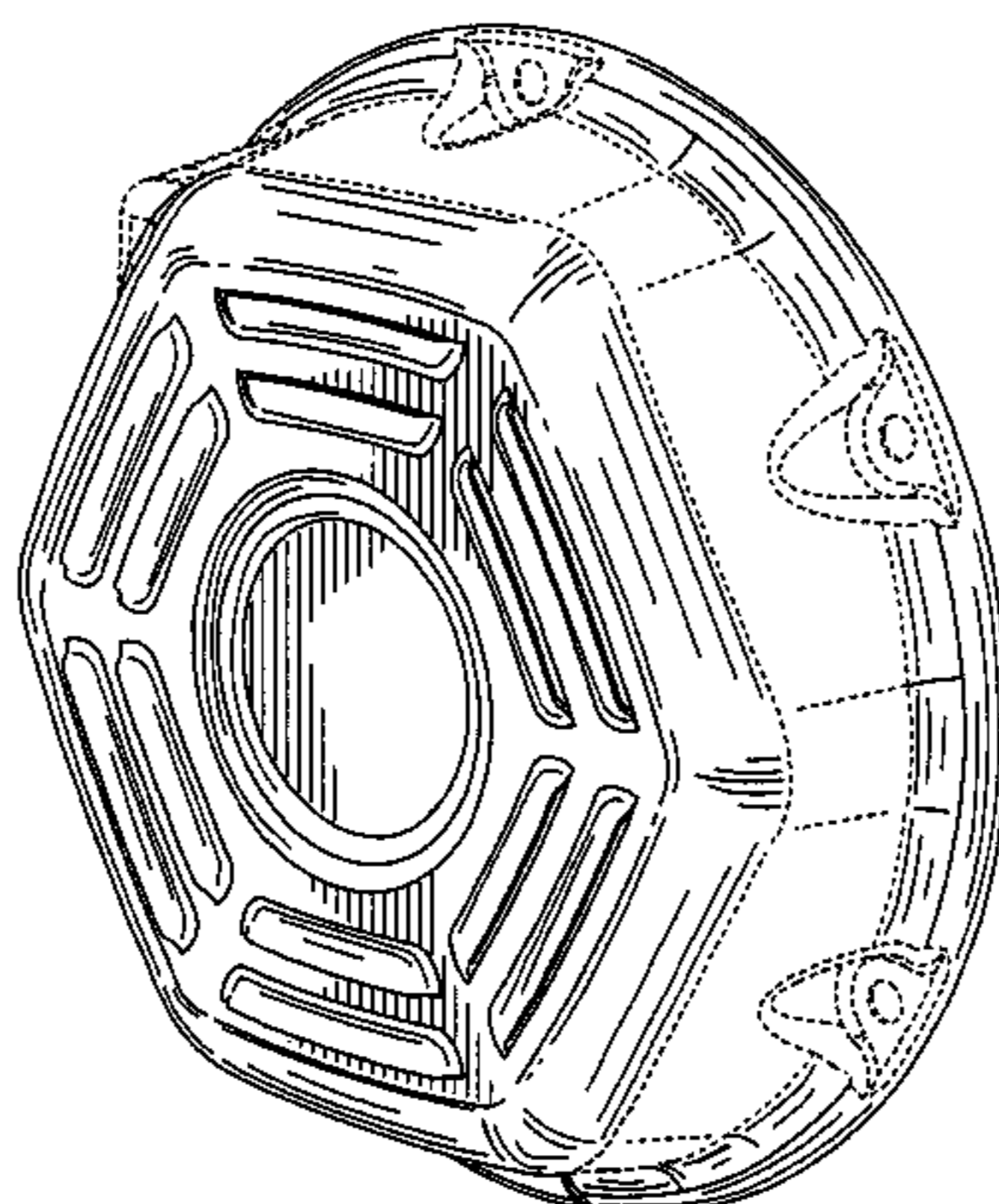
FIG. 2 is a front elevation view of the portion of a recoil cover for an internal combustion engine shown in FIG. 1; FIG. 3 is a top plan view of the portion of a recoil cover for an internal combustion engine shown in FIG. 1;

FIG. 4 is a bottom plan view of the portion of a recoil cover for an internal combustion engine shown in FIG. 1;

FIG. 5 is a right side elevation view of the portion of a recoil cover for an internal combustion engine shown in FIG. 1; and,

FIG. 6 is a left side elevation view of the portion of a recoil cover for an internal combustion engine shown in FIG. 1. The broken lines shown in FIGS. 1-6 are for illustrative purposes only and form no part of the claimed design.

1 Claim, 4 Drawing Sheets



US D549,241 S

Page 2

U.S. PATENT DOCUMENTS					
D441,714 S	5/2001	Yuzuriha	D471,207 S	*	3/2003 Kern et al. D15/5
D443,280 S	6/2001	Shimizu	D474,783 S		5/2003 Momoi
6,240,889 B1	6/2001	Kuwabara et al.	D475,065 S		5/2003 Shimizu et al.
D444,478 S	7/2001	Shimizu	D478,042 S		8/2003 Yaguchi et al.
D449,051 S	10/2001	Miyashita	D481,042 S		10/2003 Yuzuriha et al.
6,331,740 B1	12/2001	Morohoshi et al.	D481,043 S		10/2003 Yuzuriha et al.
6,362,533 B1	3/2002	Morohoshi et al.	D488,167 S		4/2004 Momoi
D457,891 S	5/2002	Matre	D491,193 S		6/2004 Davis
D462,363 S	*	9/2002 Burmeister et al. D15/4	D503,722 S	*	4/2005 Stenz et al. D15/1
6,489,690 B1	12/2002	Hatsugai et al.	2001/0039845 A1	*	11/2001 Tachibana 74/6
D468,751 S	*	1/2003 Neeley et al. D15/1	2003/0154934 A1		8/2003 Nakamizo et al.
6,520,141 B2	2/2003	Ryczek et al.	2003/0182823 A1		10/2003 Sanders et al.
6,525,430 B1	2/2003	Asai et al.	2004/0224806 A1	*	11/2004 Chonan 474/93

* cited by examiner

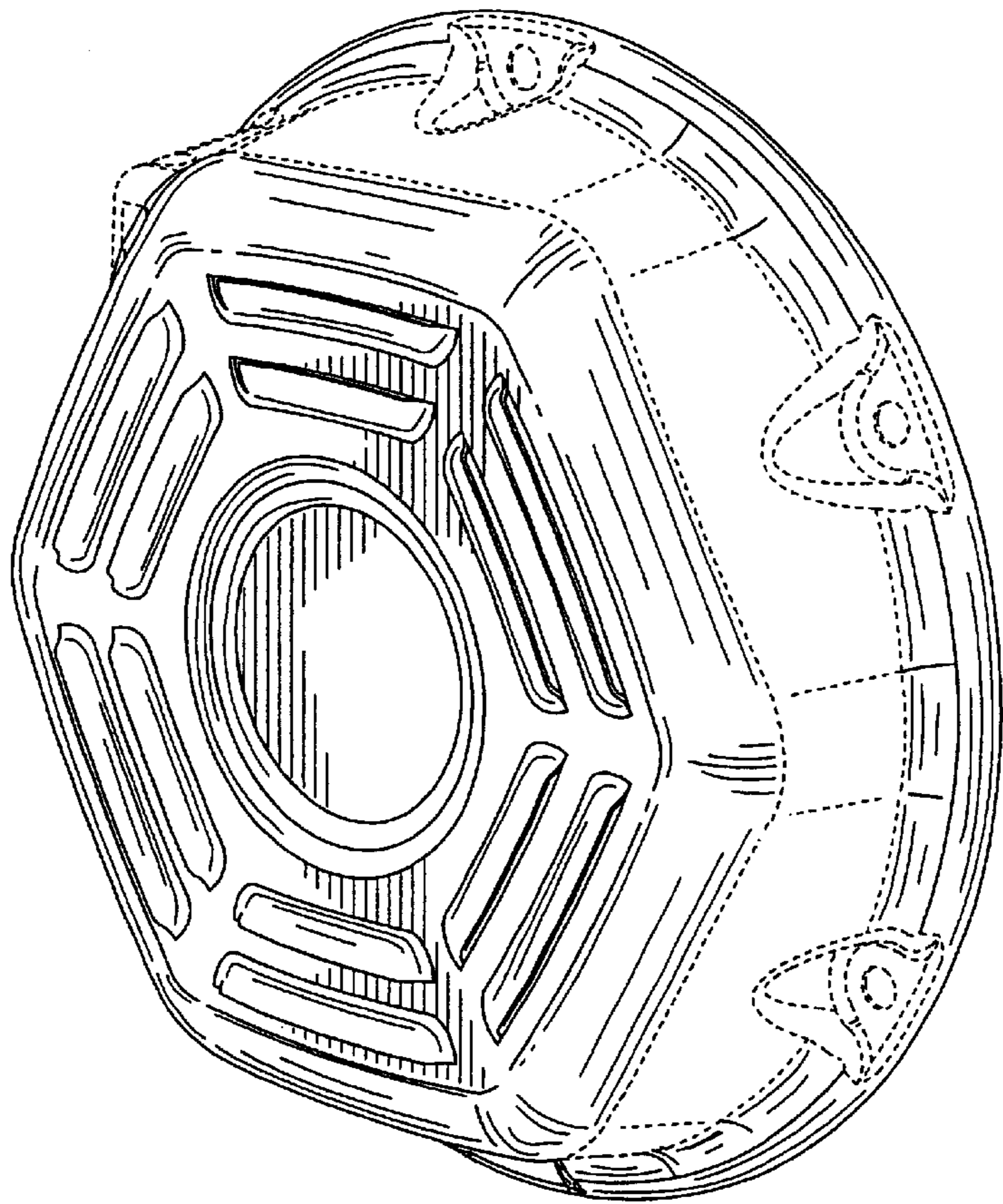


FIG. 1

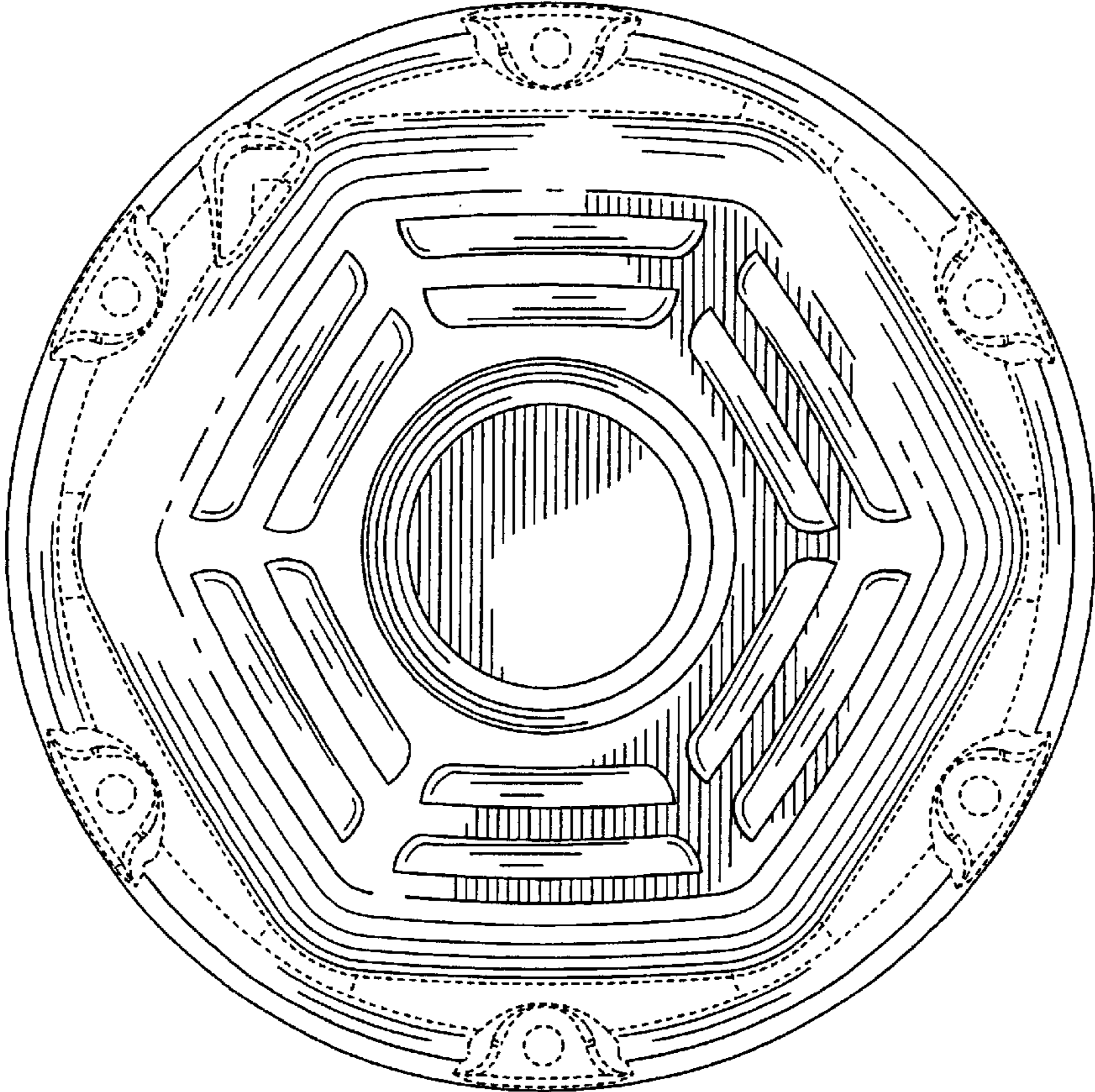


FIG. 2

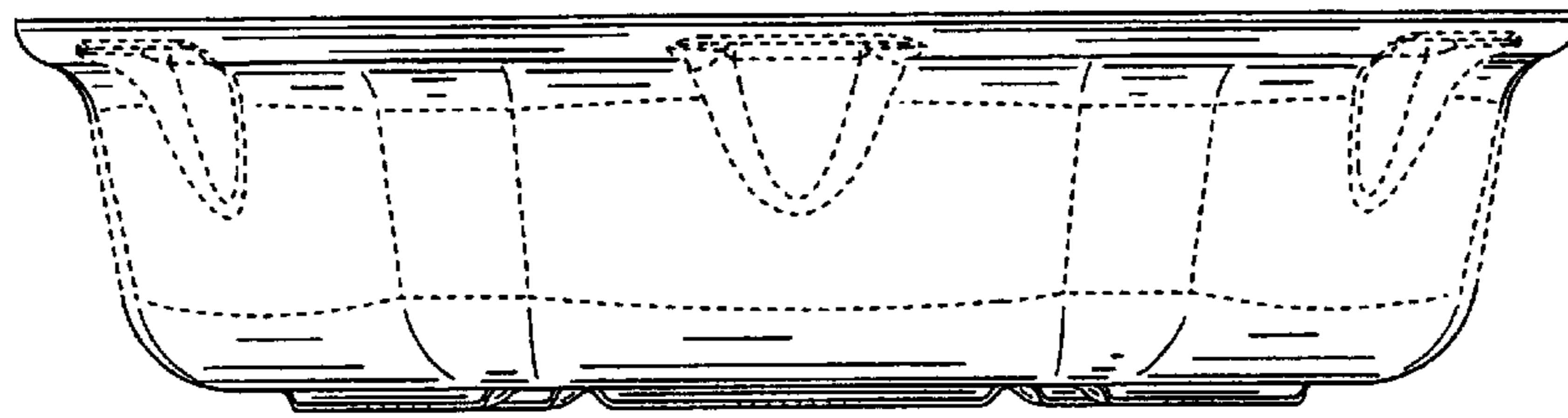


FIG. 3

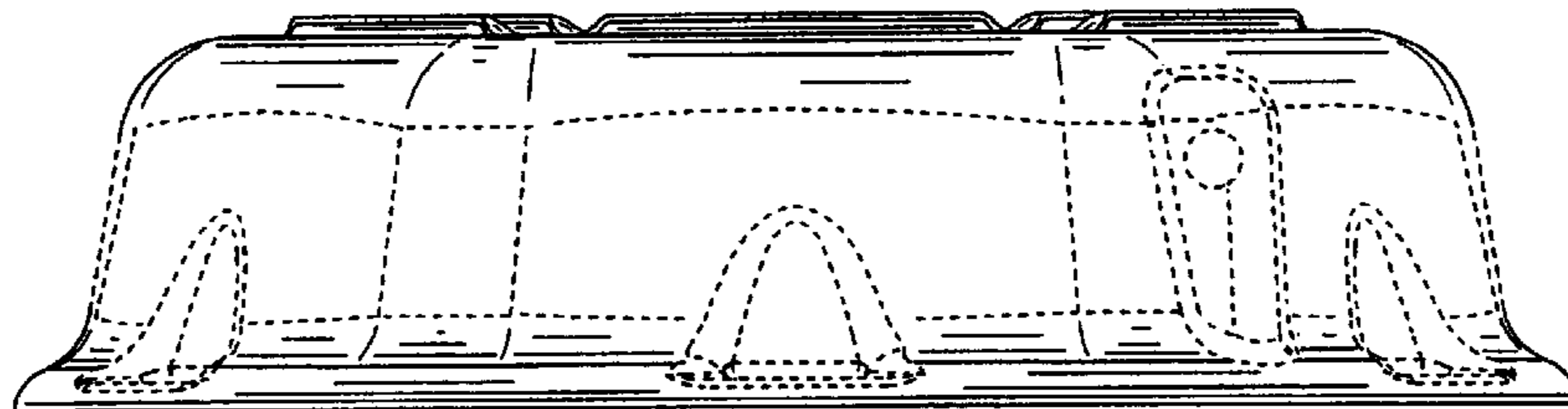


FIG. 4

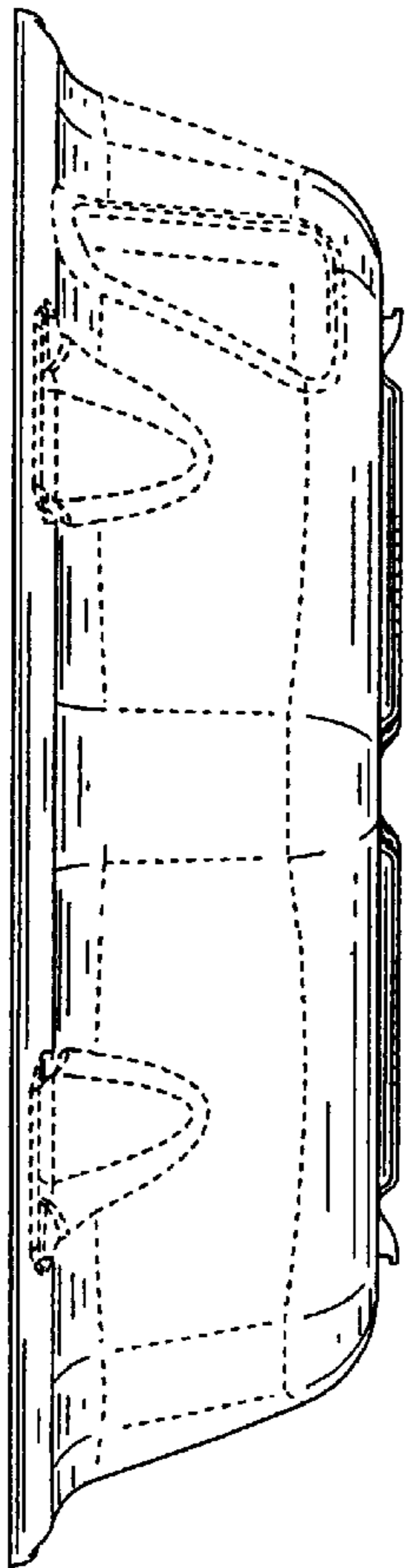


FIG. 6

FIG. 5

