

US00D549224S

(12) **United States Design Patent**  
**Fahlgren**

(10) **Patent No.:** **US D549,224 S**

(45) **Date of Patent:** **\*\* Aug. 21, 2007**

(54) **FRONT COVER OF A HANDSET**

WO DM/068067 \* 8/2006

(75) Inventor: **Anton Fahlgren**, Tampere (FI)

**OTHER PUBLICATIONS**

(73) Assignee: **Nokia Corporation**, Espoo (FI)

International Wireless Magazine; Jan. 2004; 2 pgs.

(\*\*) Term: **14 Years**

\* cited by examiner

(21) Appl. No.: **29/228,670**

*Primary Examiner*—Ian Simmons

*Assistant Examiner*—Carla Jobe Wright

(22) Filed: **Apr. 27, 2005**

(74) *Attorney, Agent, or Firm*—Banner & Witcoff, Ltd.

(30) **Foreign Application Priority Data**

(57) **CLAIM**

Oct. 29, 2004 (FI) ..... M20040171

The ornamental design for a front cover of a handset, as shown and described.

(51) **LOC (8) Cl.** ..... **14-03**

(52) **U.S. Cl.** ..... **D14/248**

(58) **Field of Classification Search** ..... D14/138,  
D14/240, 247–248, 250–253, 257; 379/433.01,  
379/433.06, 433.07, 440; 455/414.1, 550.1,  
455/566, 575.4, 575.8

See application file for complete search history.

**DESCRIPTION**

(56) **References Cited**

**U.S. PATENT DOCUMENTS**

D498,752 S	*	11/2004	Kagami et al.	.....	D14/248
D501,003 S	*	1/2005	Widiaman	.....	D14/248
D517,057 S	*	3/2006	Nuovo et al.	.....	D14/248
D522,501 S	*	6/2006	Mehandjiysky	.....	D14/248
D522,988 S	*	6/2006	Sheu	.....	D14/138
D524,806 S	*	7/2006	Eguchi	.....	D14/248
D525,229 S	*	7/2006	Friesen et al.	.....	D14/138
D526,295 S	*	8/2006	Lyles	.....	D14/138
D527,380 S	*	8/2006	Johansson	.....	D14/248
2005/0054397 A1	*	3/2005	Kim et al.	.....	455/575.4
2005/0130721 A1	*	6/2005	Gartrell	.....	455/575.8
2005/0255897 A1	*	11/2005	Lee et al.	.....	455/575.4

**FOREIGN PATENT DOCUMENTS**

JP	1224002	11/2004
WO	DM/067302	* 11/2005
WO	DM/067919	* 5/2006

FIG. 1 is a front view of a front cover for a handset showing my new design;

FIG. 2 is a left side view thereof;

FIG. 3 is a top plan view thereof;

FIG. 4 is a perspective front view thereof;

FIG. 5 is a bottom plan view of a front cover of a handset showing my new design with the remaining unclaimed portions of the handset being shown in broken lines for illustrative purposes only;

FIG. 6 is a right side view thereof;

FIG. 7 is a front view thereof;

FIG. 8 is a left side view thereof;

FIG. 9 is a top plan view thereof;

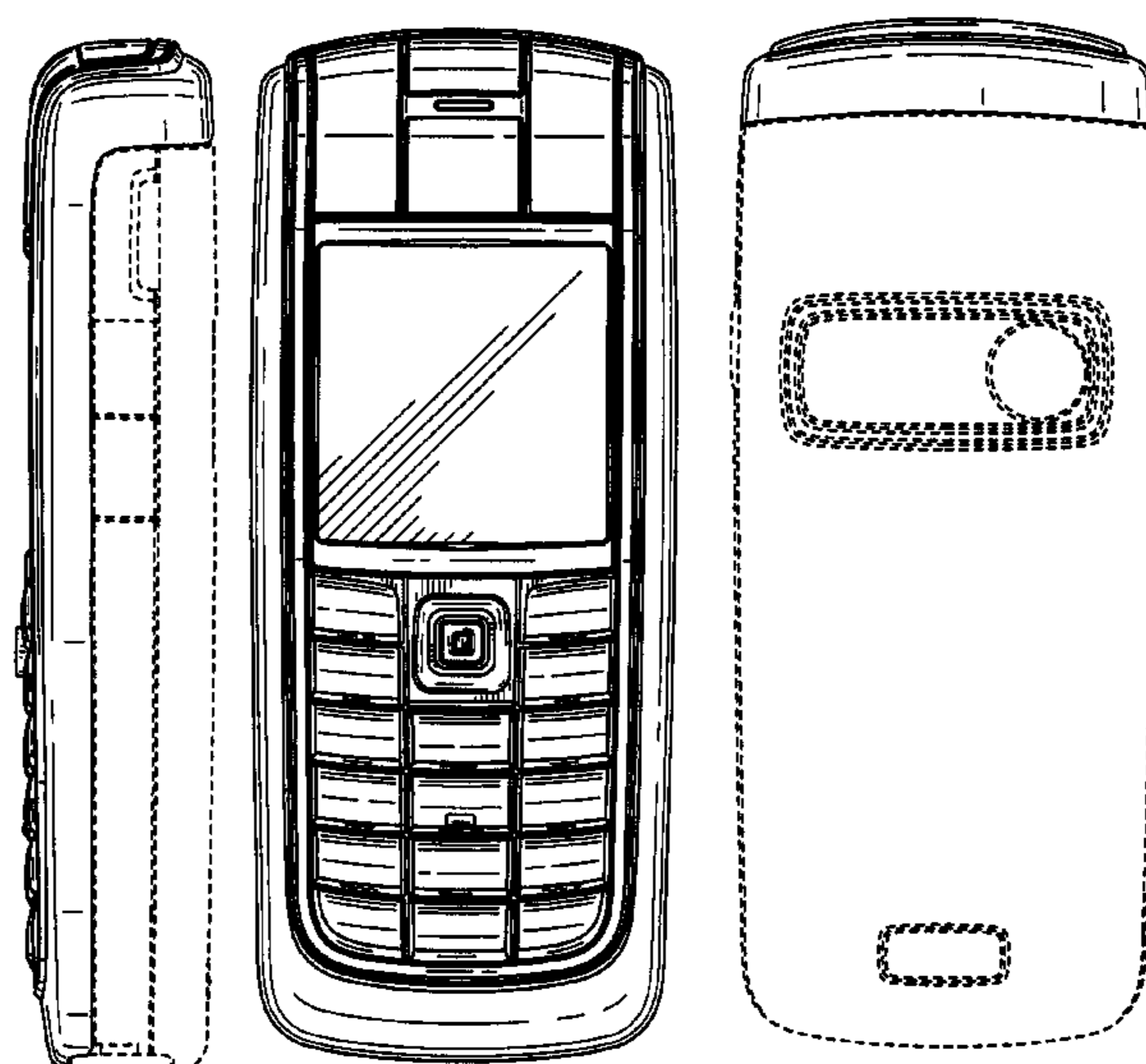
FIG. 10 is a perspective front view thereof;

FIG. 11 is a rear view thereof; and,

FIG. 12 is a perspective rear view thereof.

The broken line showing of environmental structures throughout the drawing views is for illustrative purposes only and forms no part of the claimed design.

**1 Claim, 7 Drawing Sheets**



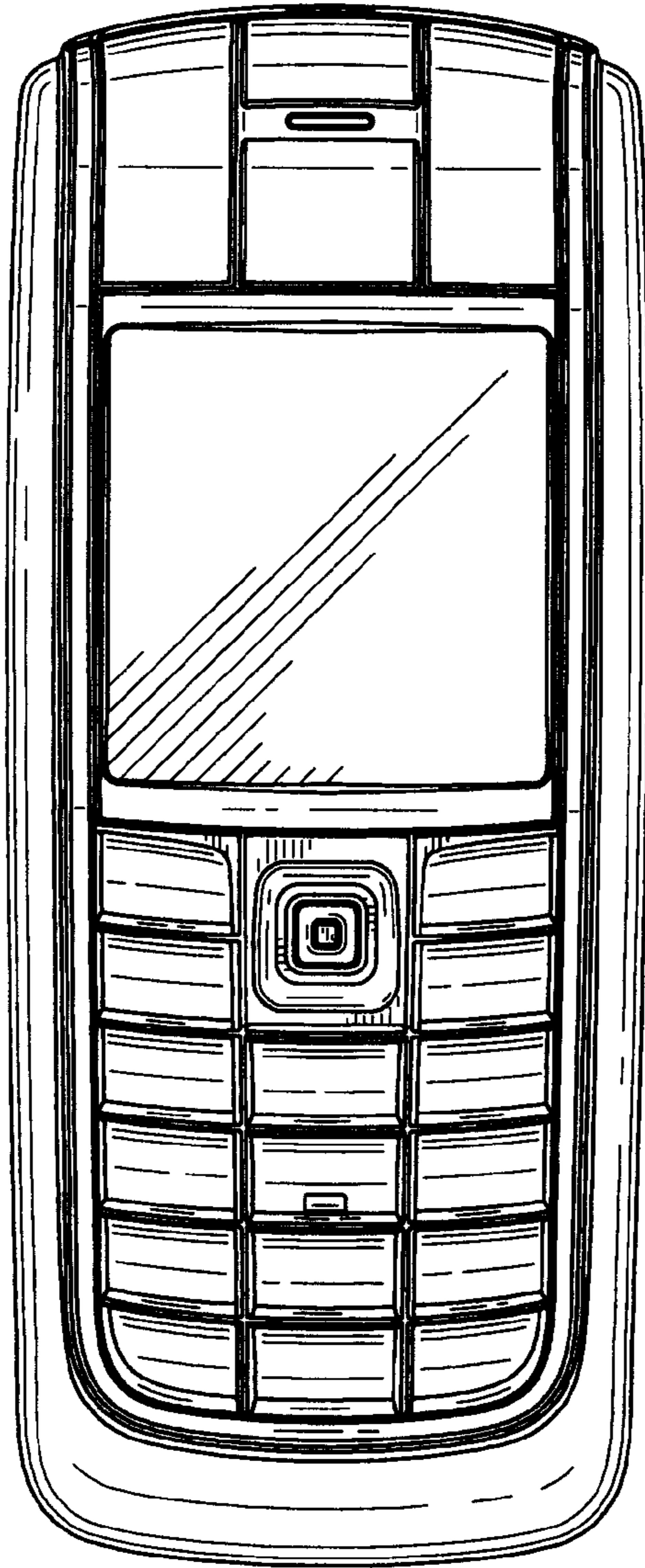


FIG. 1



FIG. 2




FIG. 3

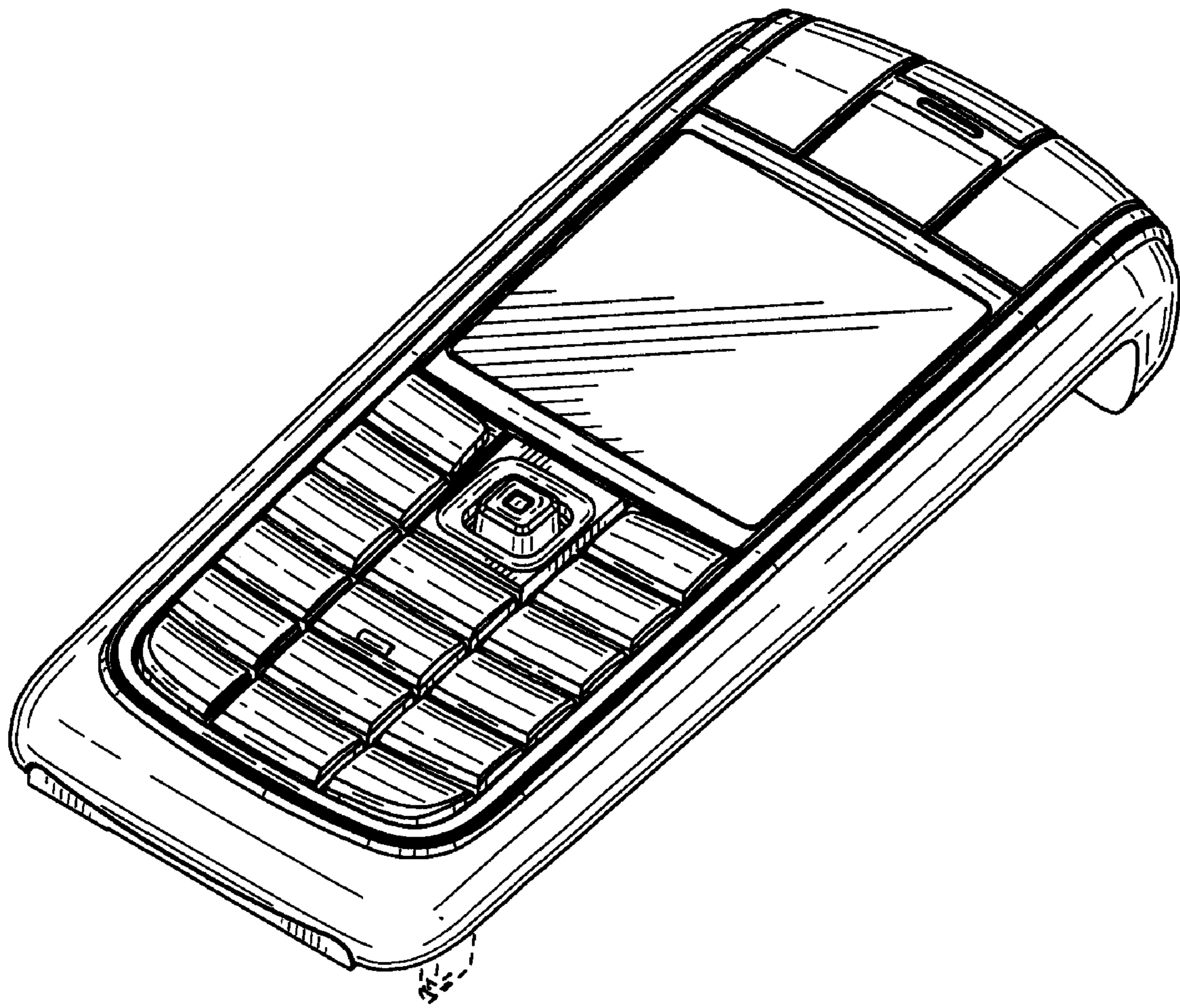


FIG. 4



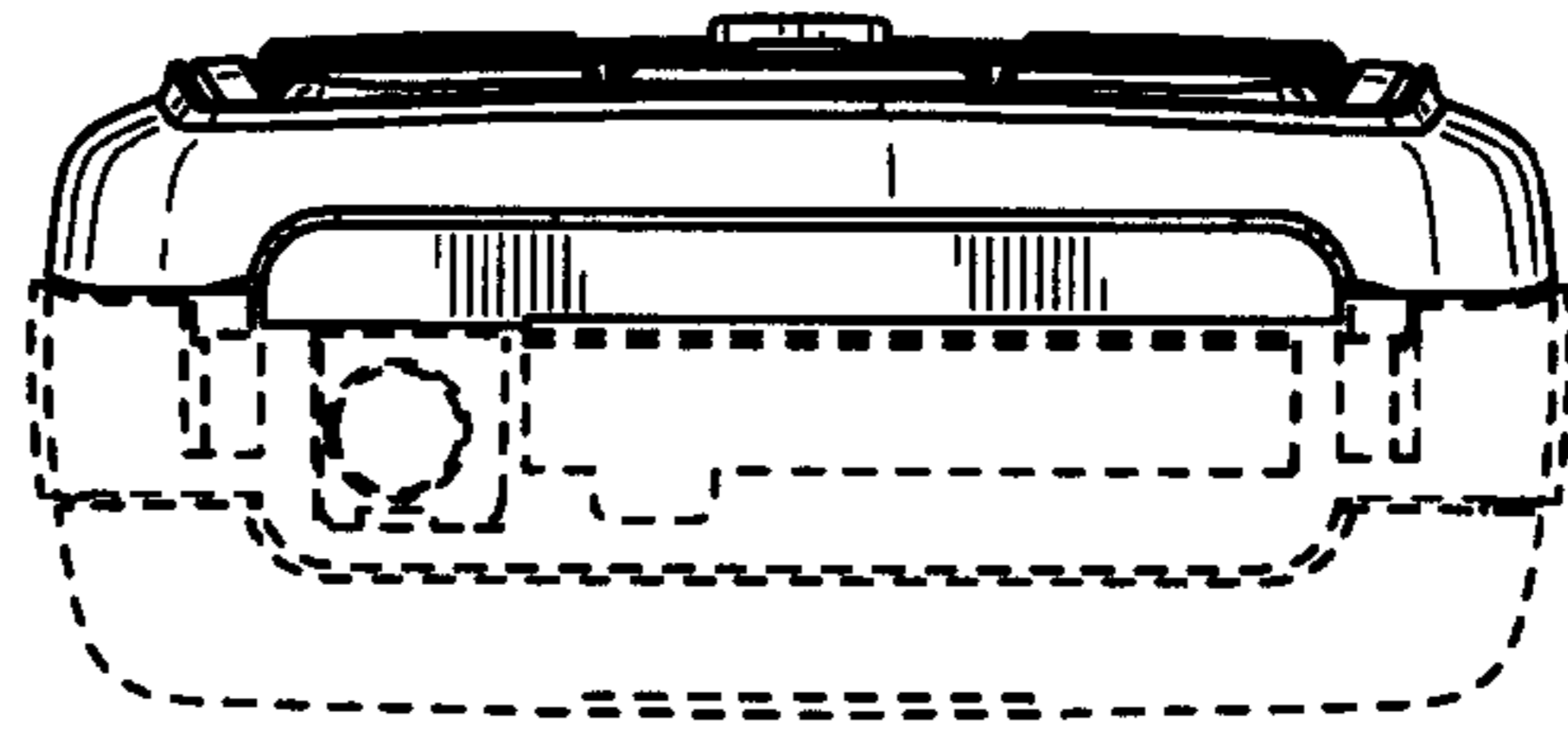


FIG. 5

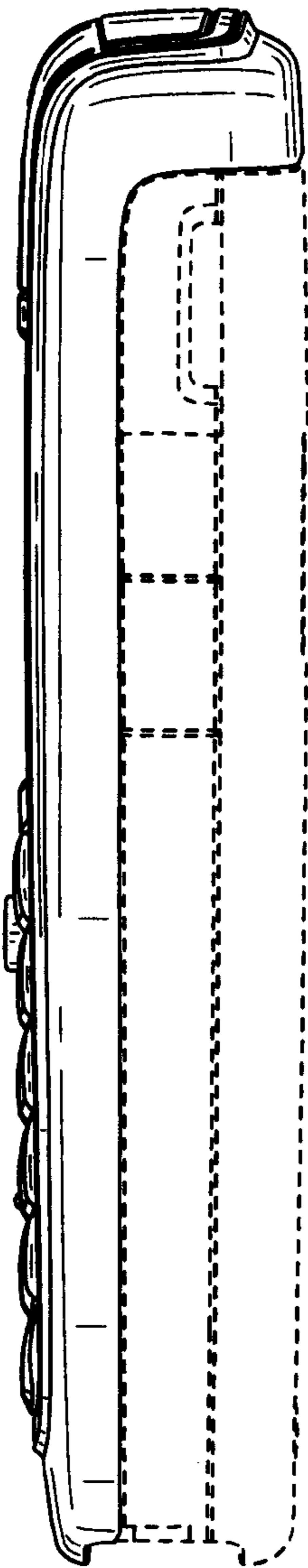


FIG. 6

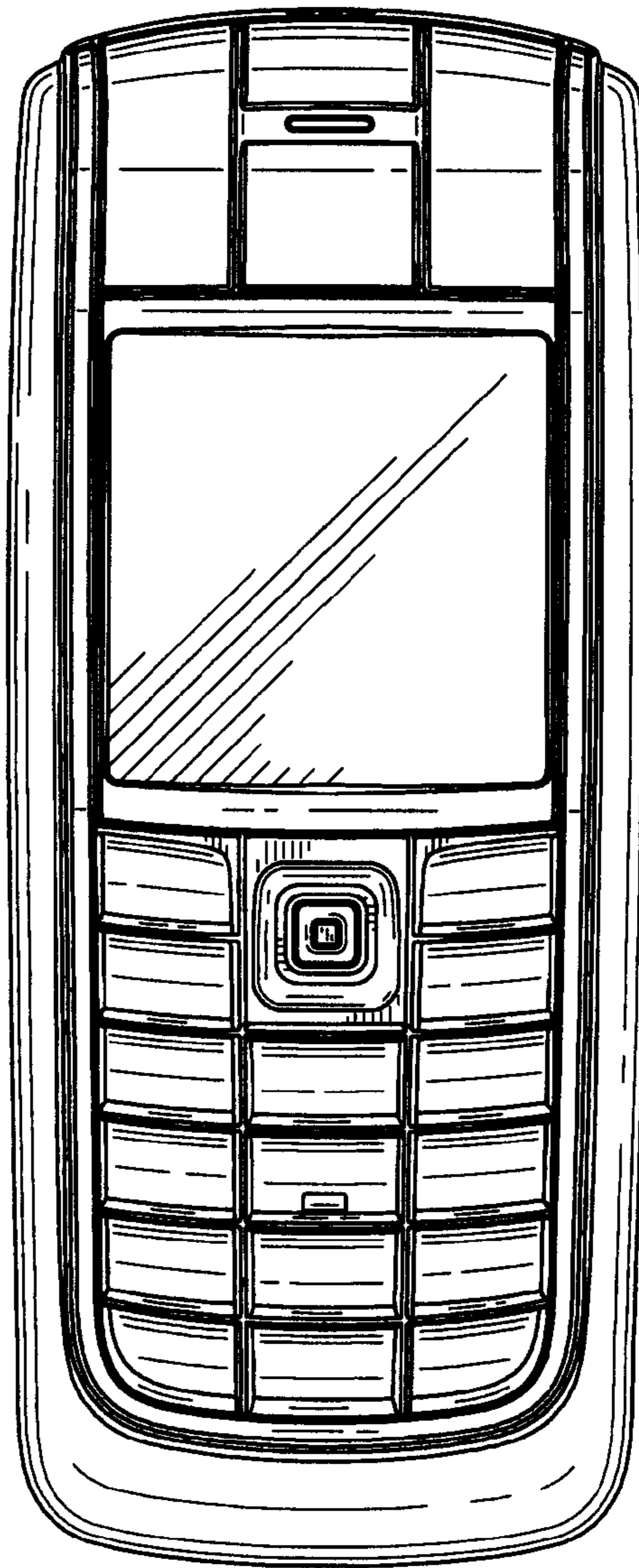


FIG. 7

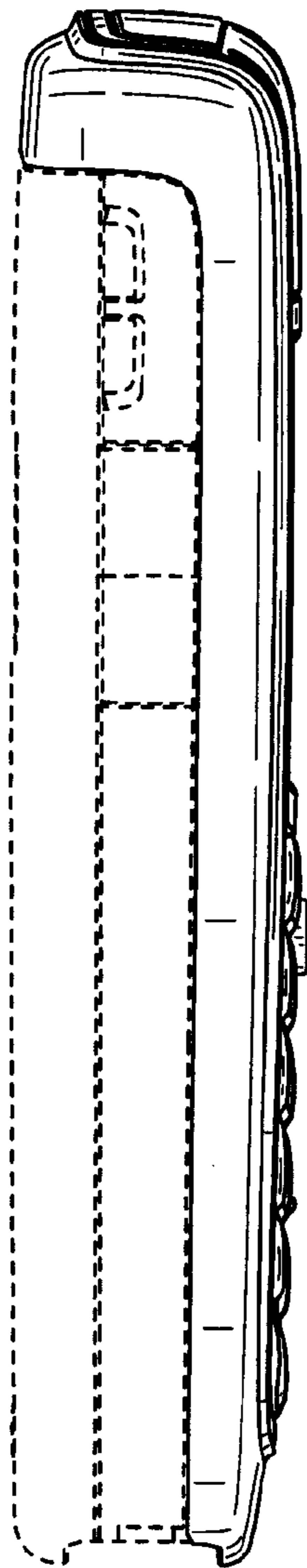


FIG. 8




FIG. 9




FIG. 10

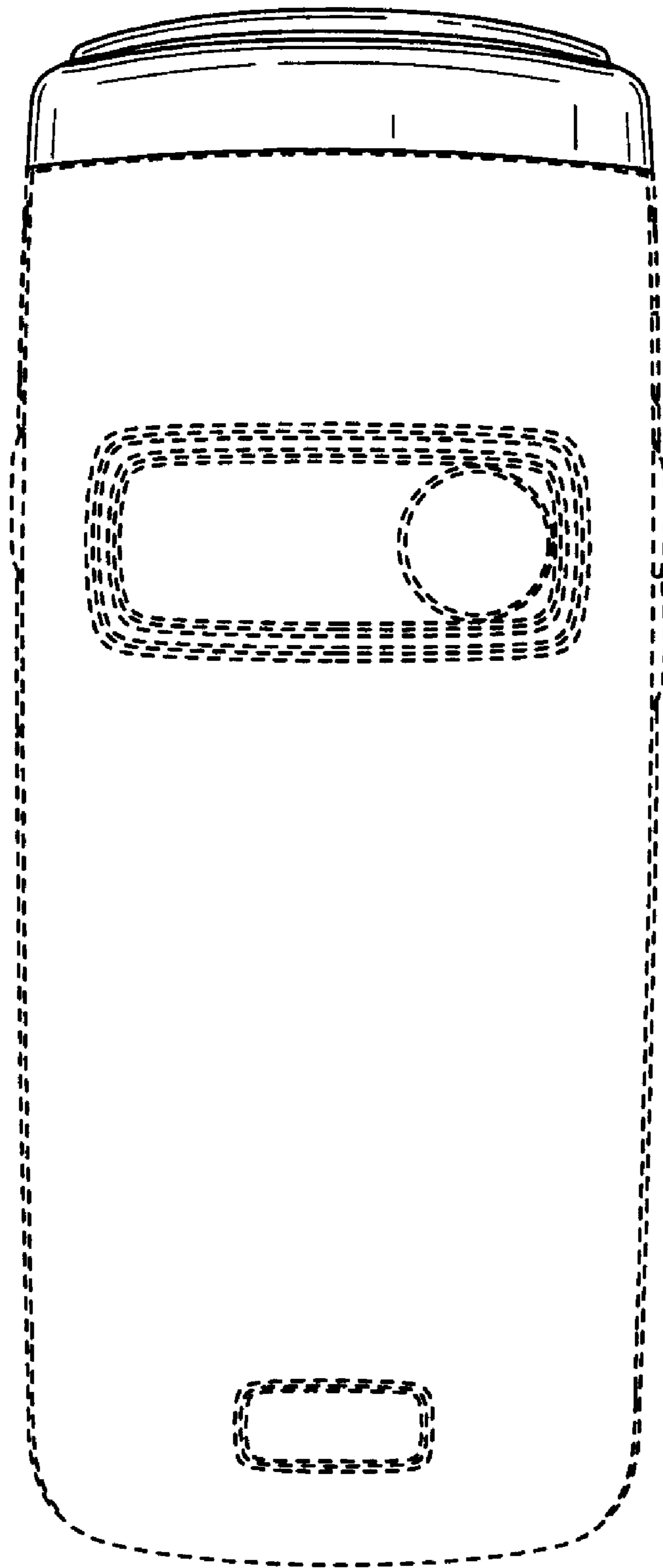


FIG. 11

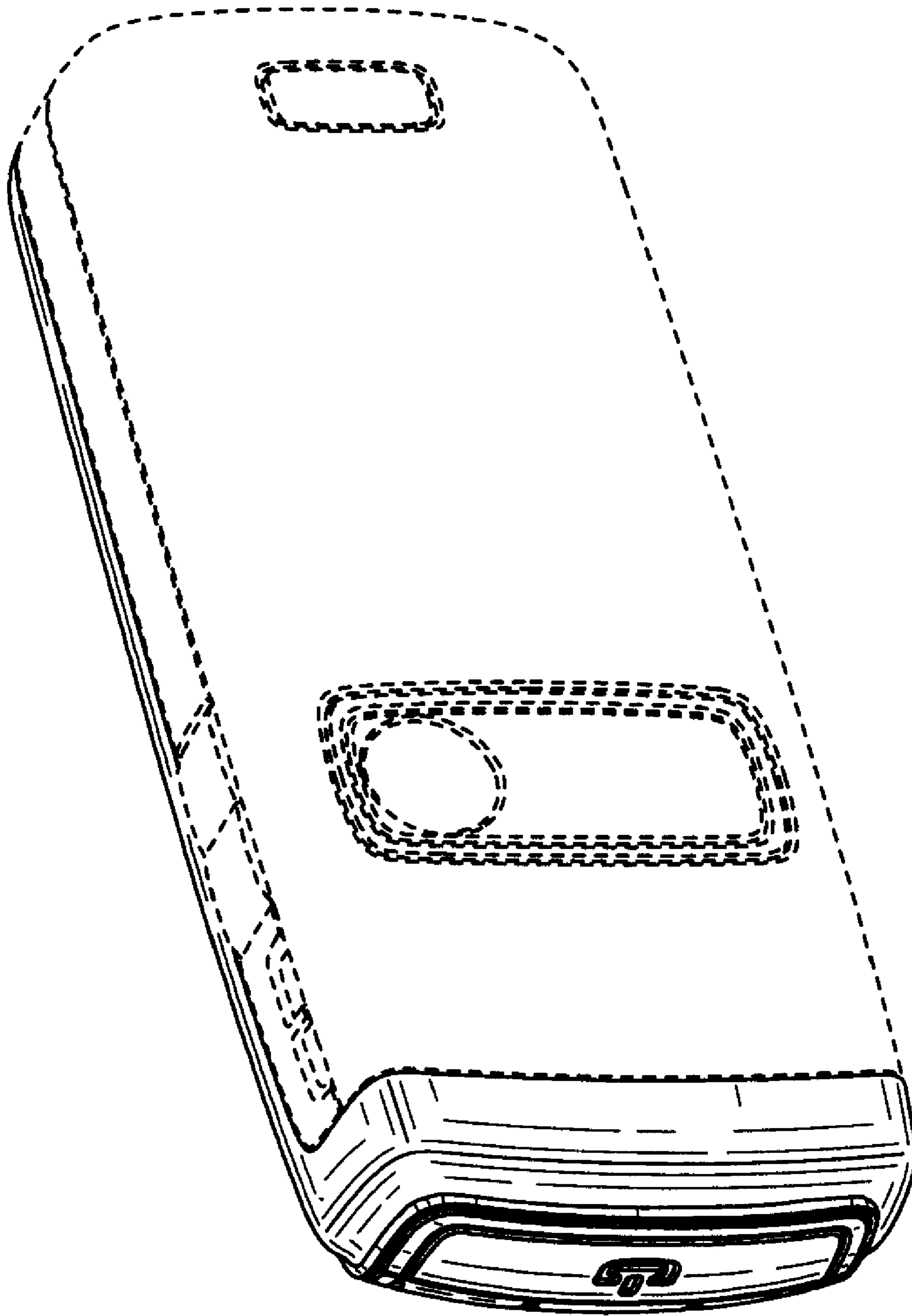


FIG. 12