



US00D549193S

(12) **United States Design Patent**  
**Gomes, II et al.**

(10) **Patent No.:** **US D549,193 S**

(45) **Date of Patent:** **\*\* Aug. 21, 2007**

(54) **ENCLOSURE FOR A SET-TOP BOX**

(75) Inventors: **Carl W. Gomes, II**, Schwenksville, PA (US); **Doris A. Schneider**, Wyndmoor, PA (US); **Paul Ocepek**, Arlington, MA (US)

(73) Assignee: **General Instrument Corporation**, Horsham, PA (US)

(\*\*) Term: **14 Years**

(21) Appl. No.: **29/250,139**

(22) Filed: **Nov. 3, 2006**

(51) **LOC (8) Cl.** ..... **14-03**

(52) **U.S. Cl.** ..... **D14/126**

(58) **Field of Classification Search** ..... D14/125-134, D14/239, 371, 374-376, 135, 136, 492, 299, D14/356, 361-363, 365, 496; 312/7.2, 208.1-223.2; 348/836, 180, 184, 325, 739, 10, 460; 341/12; 248/917-924; 345/104, 133, 156, 168, 87; 361/690-696

See application file for complete search history.

(56) **References Cited**

**U.S. PATENT DOCUMENTS**

D327,676 S \* 7/1992 Yang ..... D14/135  
D448,353 S \* 9/2001 Chang ..... D14/125  
D487,460 S \* 3/2004 Lee ..... D14/368  
D490,796 S \* 6/2004 Allen ..... D14/156

D520,502 S \* 5/2006 Xu et al. .... D14/356  
D524,286 S \* 7/2006 Sogabe ..... D14/168  
D531,178 S \* 10/2006 Lee ..... D14/367  
D531,190 S \* 10/2006 Lee et al. .... D14/496  
D542,784 S \* 5/2007 Franck et al. .... D14/240

\* cited by examiner

*Primary Examiner*—Raphael Barkai

*Assistant Examiner*—Randall H. Gholson

(74) *Attorney, Agent, or Firm*—Benjamin D. Driscoll

(57) **CLAIM**

We claim the ornamental design for an enclosure for a set top box, as shown and described.

**DESCRIPTION**

FIG. 1 is a front perspective view of an enclosure for a set top box showing our new design;

FIG. 2 is a top view of the enclosure of FIG. 1;

FIG. 3 is a bottom view of the enclosure of FIG. 1;

FIG. 4 is a front view of the enclosure of FIG. 1;

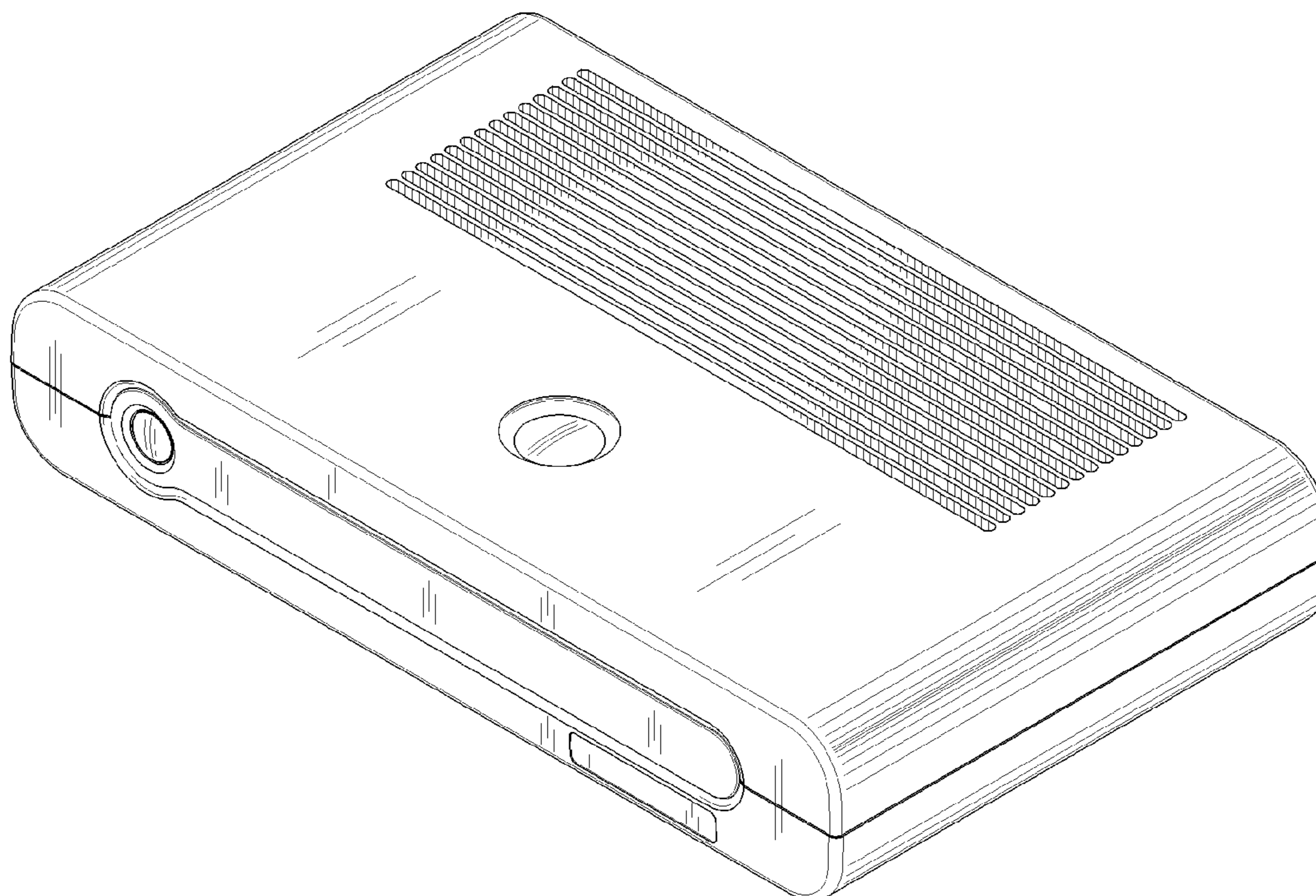
FIG. 5 is a back view of the enclosure of FIG. 1;

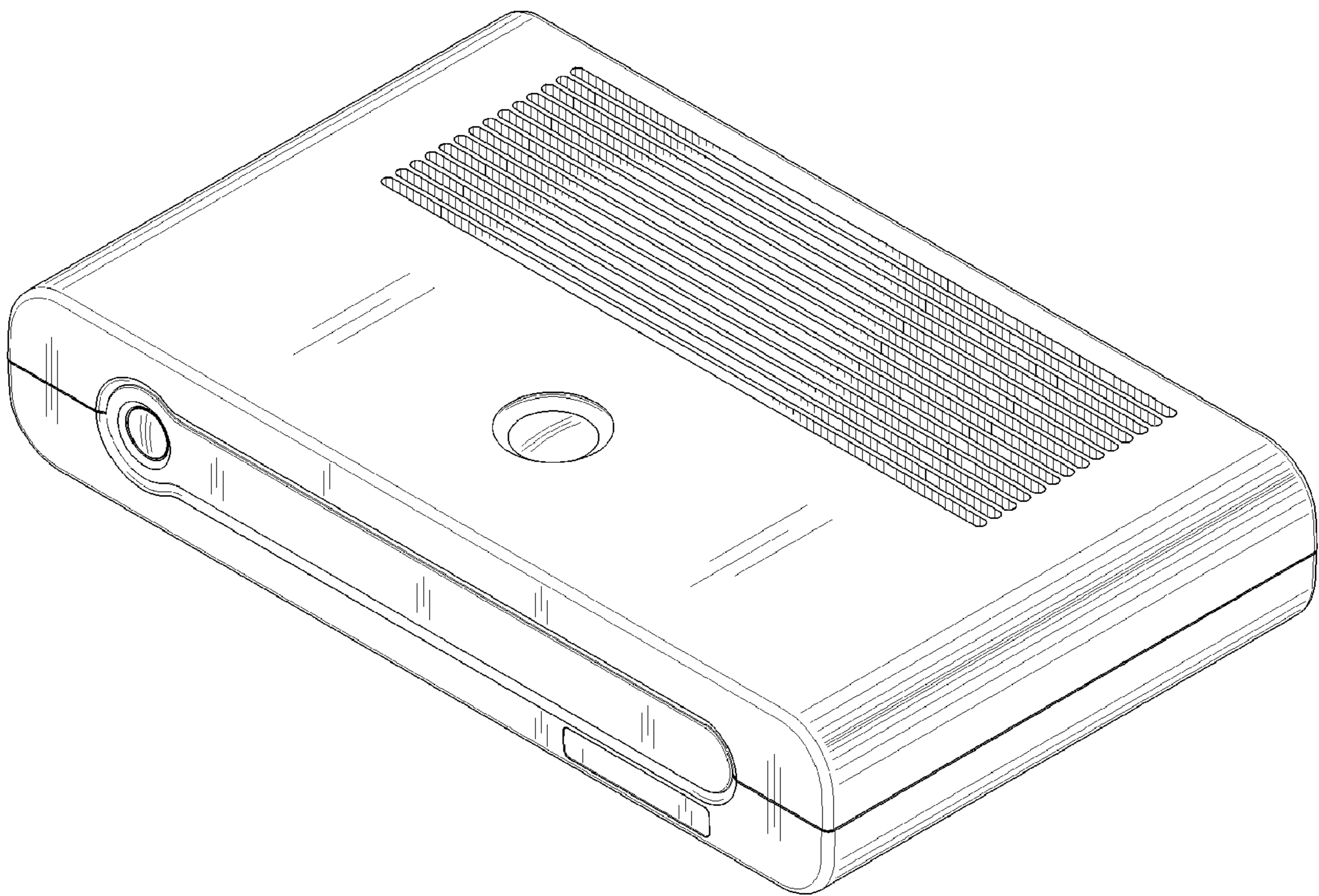
FIG. 6 is a side of the enclosure of FIG. 1; and,

FIG. 7 is an opposite side view of the enclosure of FIG. 1.

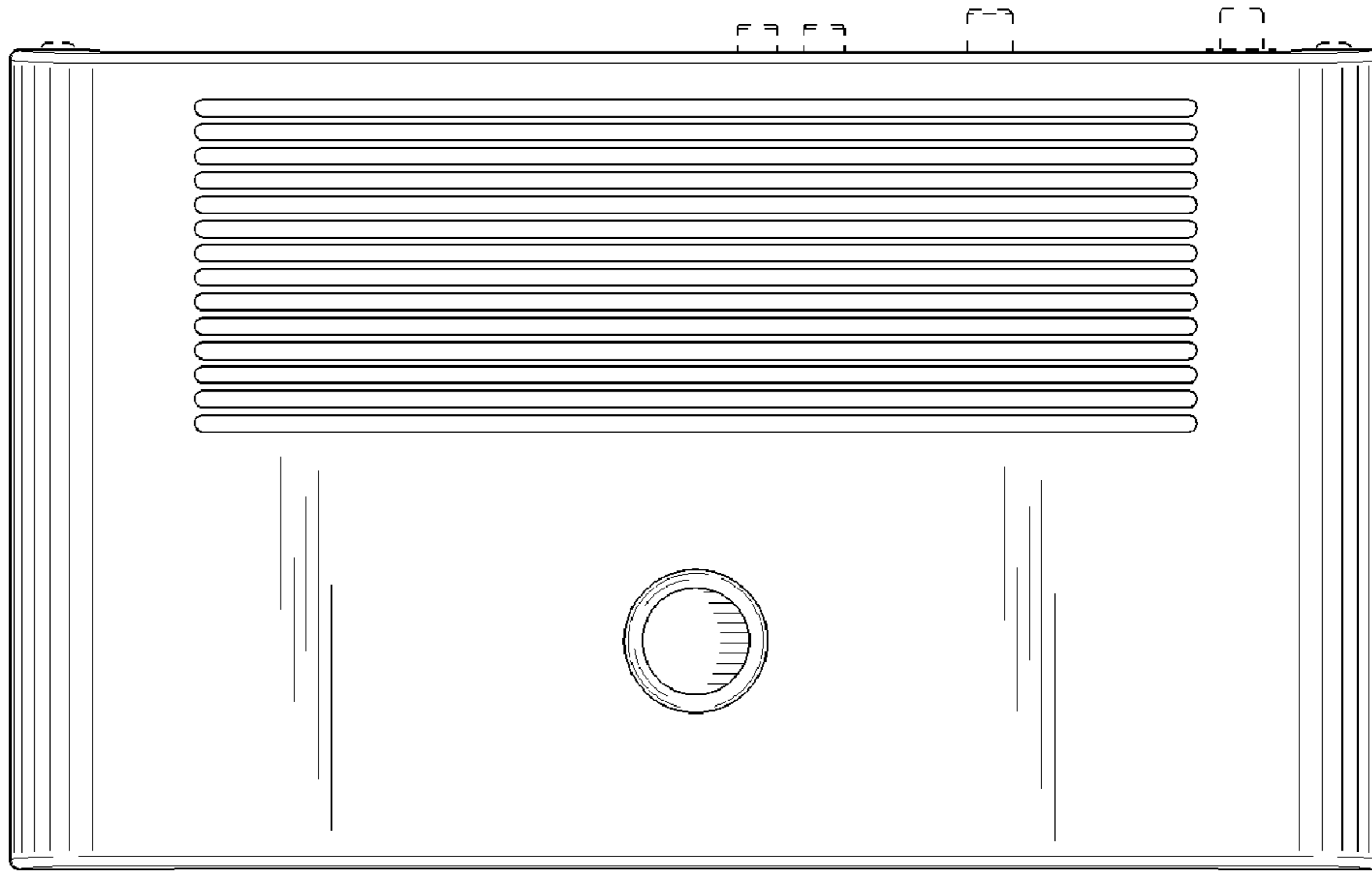
The portions drawn in broken lines are shown for illustrative purposes only and do not form part of the claimed invention.

**1 Claim, 3 Drawing Sheets**

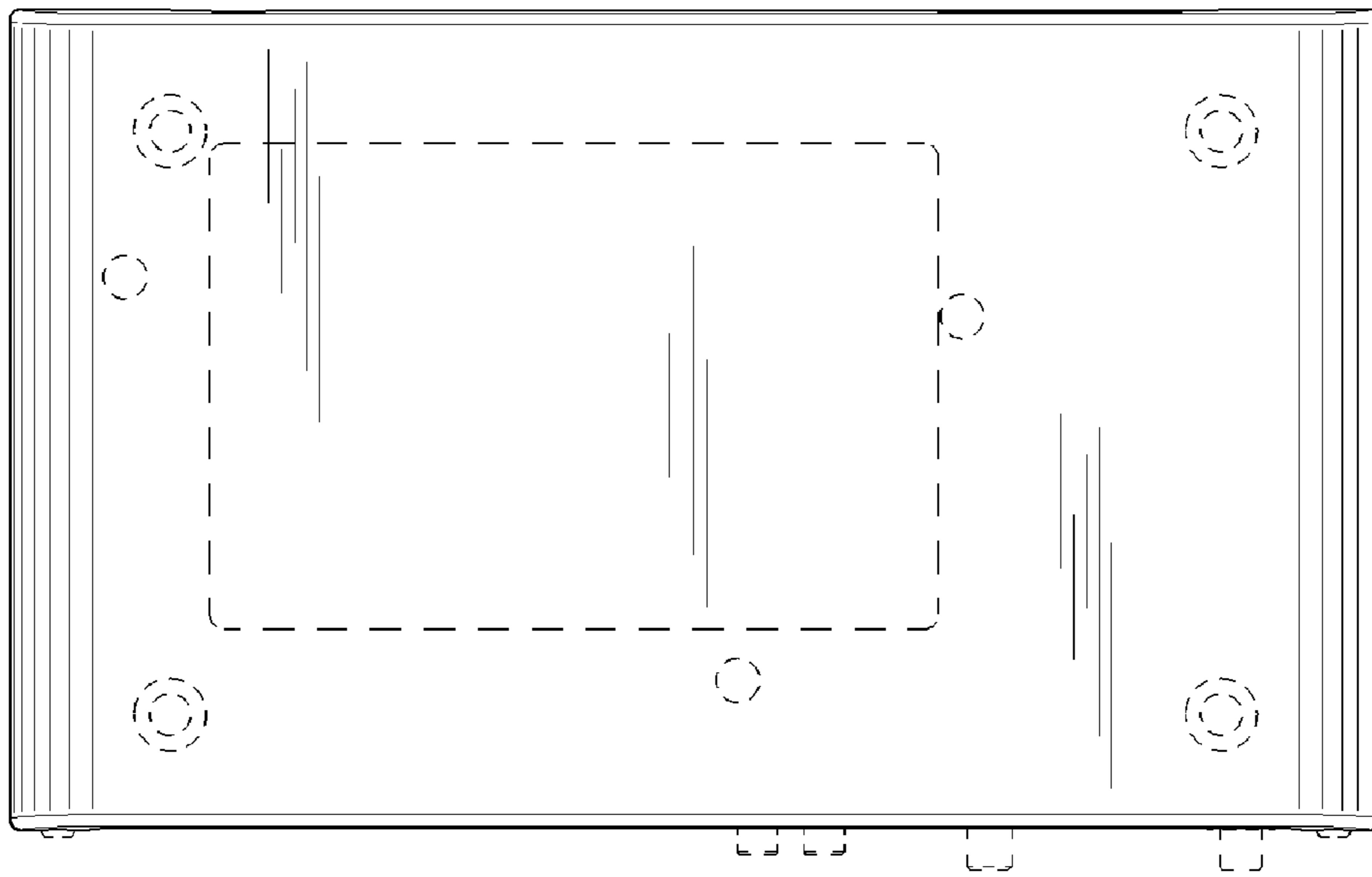




***FIG. 1***



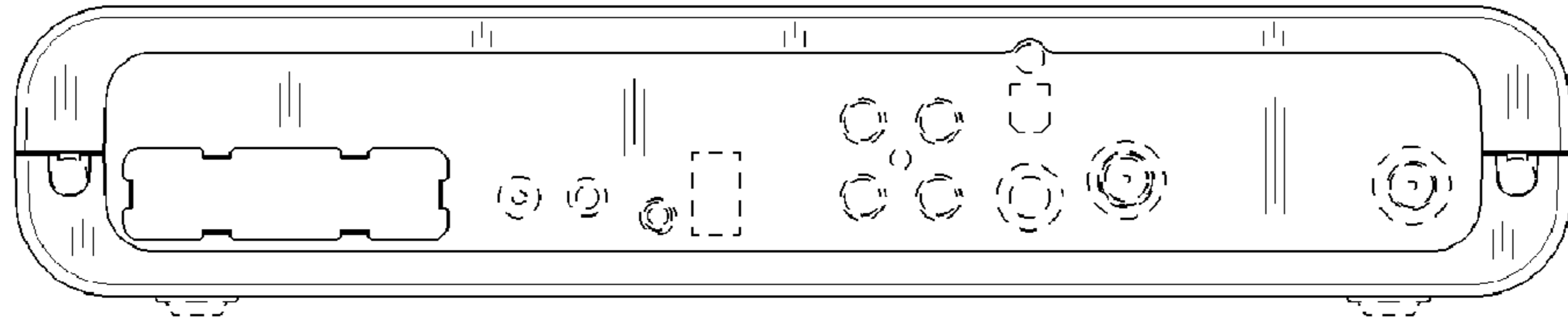
*FIG. 2*



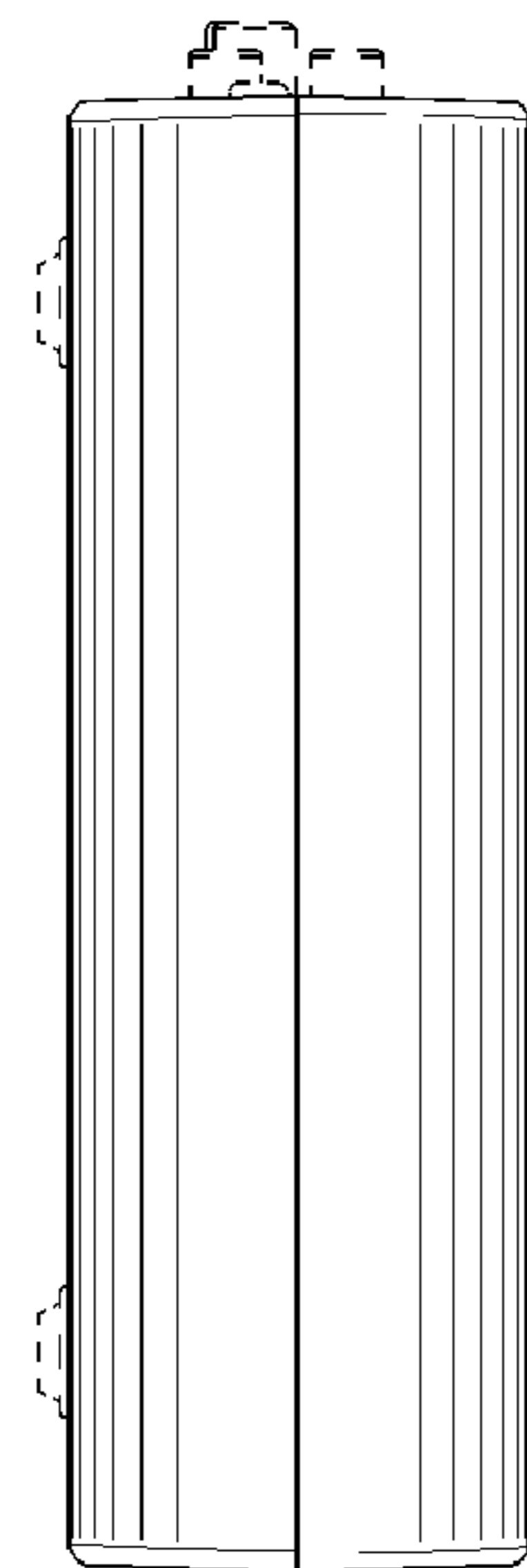
*FIG. 3*



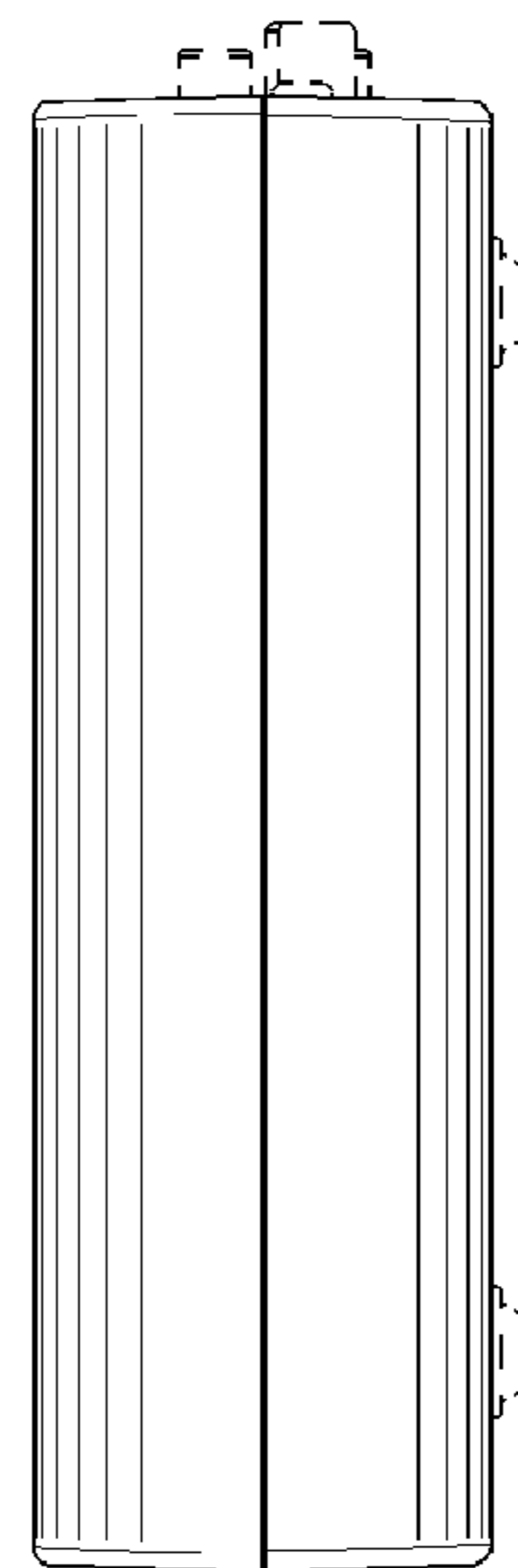
**FIG. 4**



**FIG. 5**



**FIG. 6**



**FIG. 7**