

US00D549190S

(12) **United States Design Patent**  
**Paradise et al.**

(10) **Patent No.:** **US D549,190 S**

(45) **Date of Patent:** **\*\* Aug. 21, 2007**

(54) **SET TOP BOX**

(75) Inventors: **Michael F. Paradise**, Chicago, IL (US);  
**Jon Godston**, Chicago, IL (US); **Paul M. Pierce**, Grayslake, IL (US); **Marco Susani**, Chicago, IL (US)

(73) Assignee: **General Instrument Corporation**,  
Horsham, PA (US)

(\*\*) Term: **14 Years**

(21) Appl. No.: **29/245,961**

(22) Filed: **Dec. 30, 2005**

(51) **LOC (8) Cl.** ..... **14-03**

(52) **U.S. Cl.** ..... **D14/125**

(58) **Field of Classification Search** ..... D14/125-134,  
D14/239, 371, 374-376, 135, 136, 492, 299,  
D14/356, 361-363, 365, 496; 312/7.2, 208.1-223.2;  
348/836, 838, 180, 184, 325, 739, 10, 460;  
341/12; 248/917-924; 345/104, 133, 156,  
345/168, 87; 361/690-696

See application file for complete search history.

(56) **References Cited**

**U.S. PATENT DOCUMENTS**

D385,872 S \* 11/1997 Nakamura ..... D14/136  
D466,884 S \* 12/2002 Clayton ..... D14/168  
D471,541 S \* 3/2003 Tomino et al. .... D14/240

D487,460 S \* 3/2004 Lee ..... D14/368  
D515,546 S \* 2/2006 Mu ..... D14/156  
D519,978 S \* 5/2006 Sogabe ..... D14/156  
D520,519 S \* 5/2006 Chin et al. .... D14/496

\* cited by examiner

*Primary Examiner*—Raphael Barkai

*Assistant Examiner*—Randall H. Gholson

(74) *Attorney, Agent, or Firm*—Benjamin D. Driscoll

(57) **CLAIM**

We claim the ornamental design for a set top box, as shown and described.

**DESCRIPTION**

FIG. 1 is a front perspective view of a set top box in accordance with an exemplary embodiment of the present invention;

FIG. 2 is a top view of the set top box of FIG. 1;

FIG. 3 is a bottom view of the set top box of FIG. 1;

FIG. 4 is a front view of the set top box of FIG. 1;

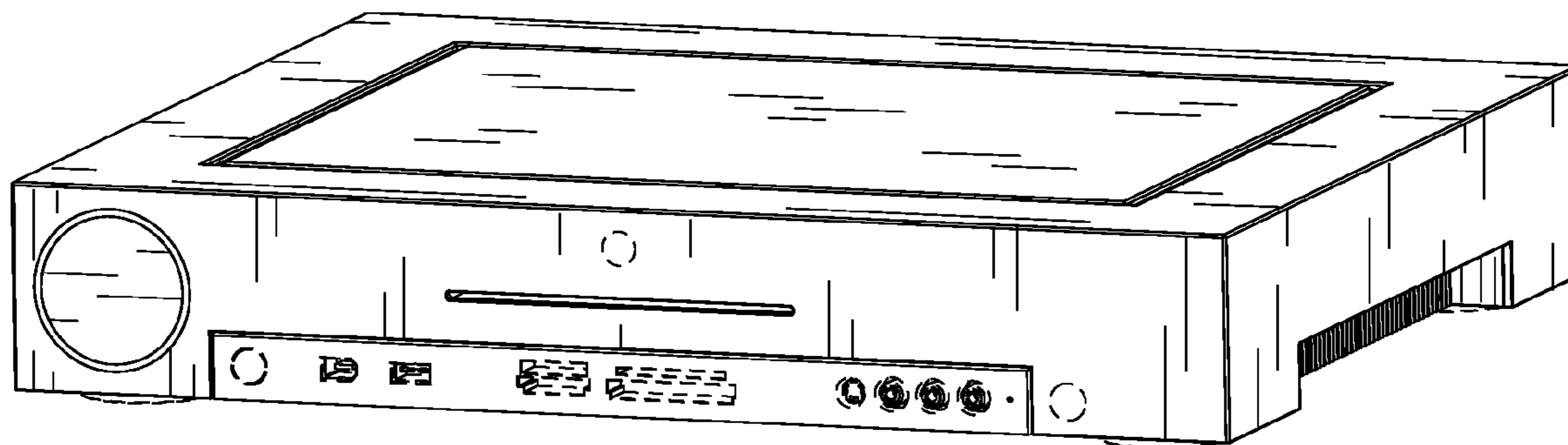
FIG. 5 is a back view of the set top box of FIG. 1;

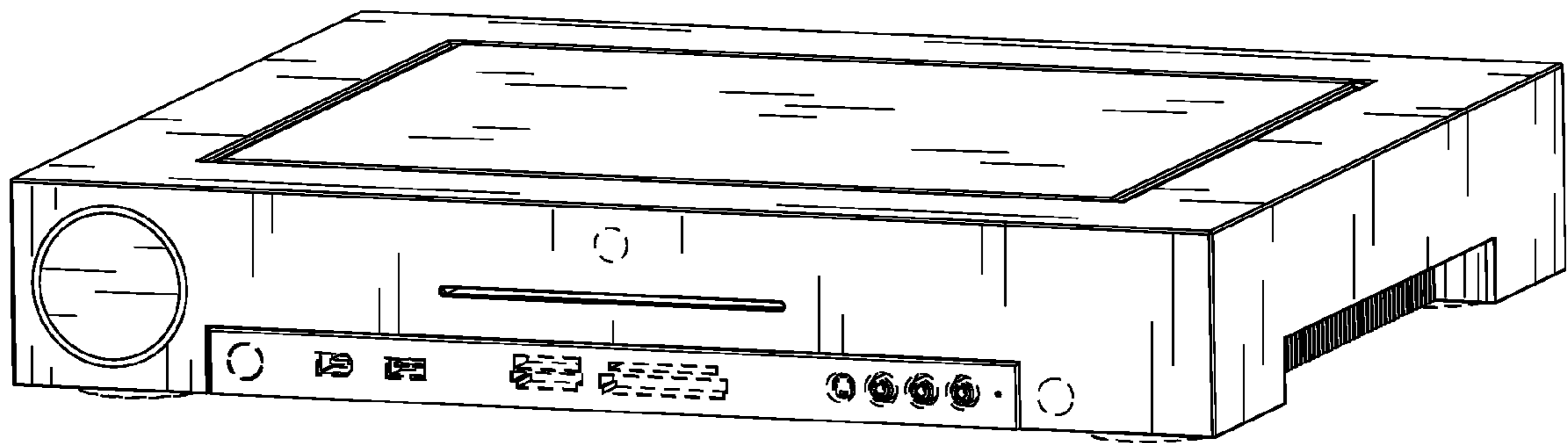
FIG. 6 is a side view of the set top box of FIG. 1; and,

FIG. 7 is an opposite side view of the base of FIG. 1.

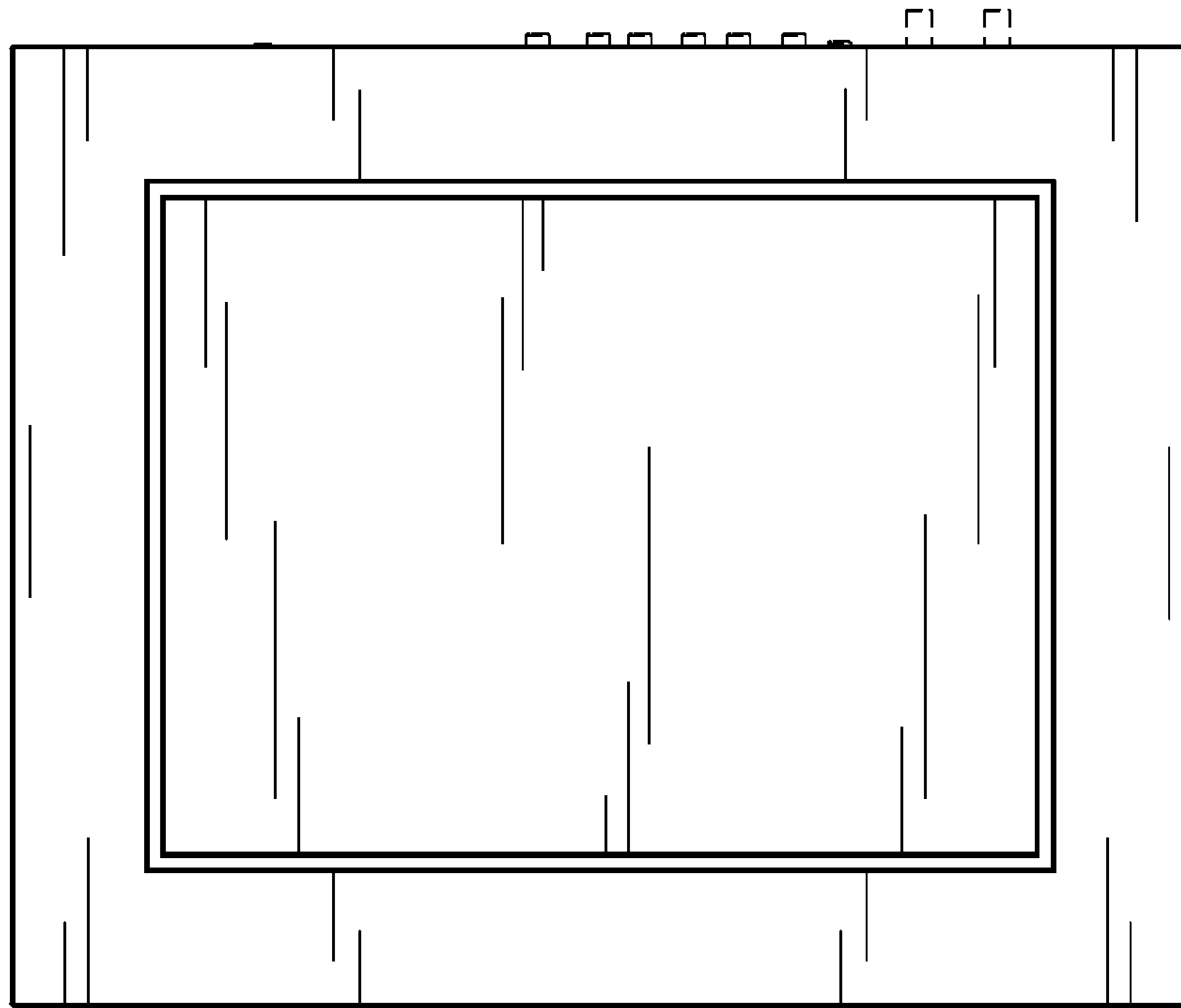
The portions drawn in broken lines are shown for illustrative purposes only and do not form part of the claimed invention.

**1 Claim, 4 Drawing Sheets**

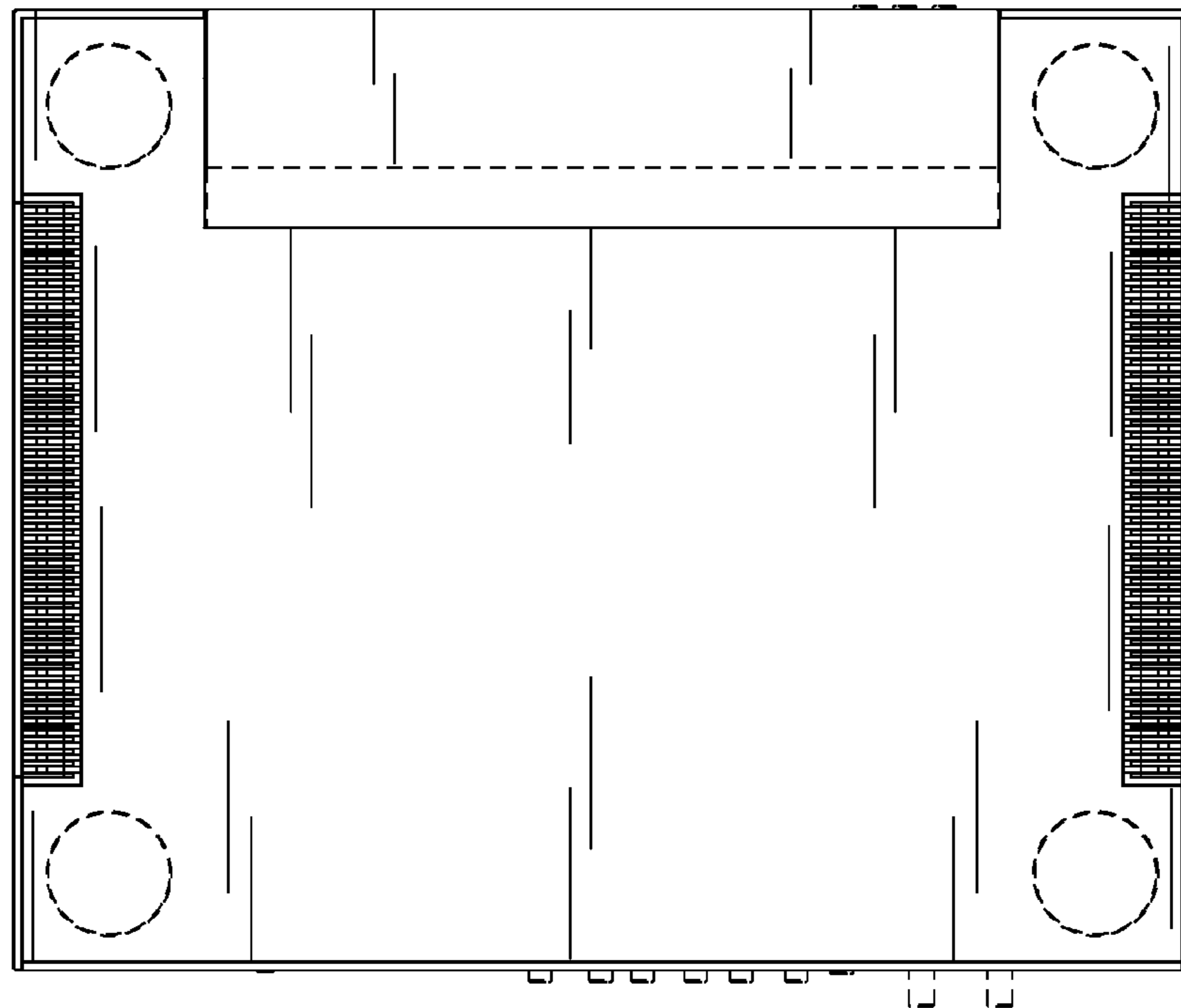




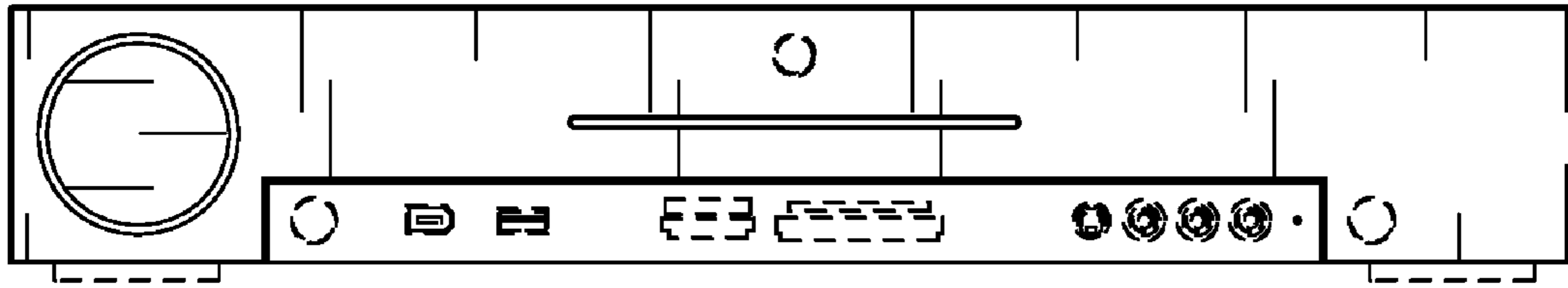
*FIG. 1*



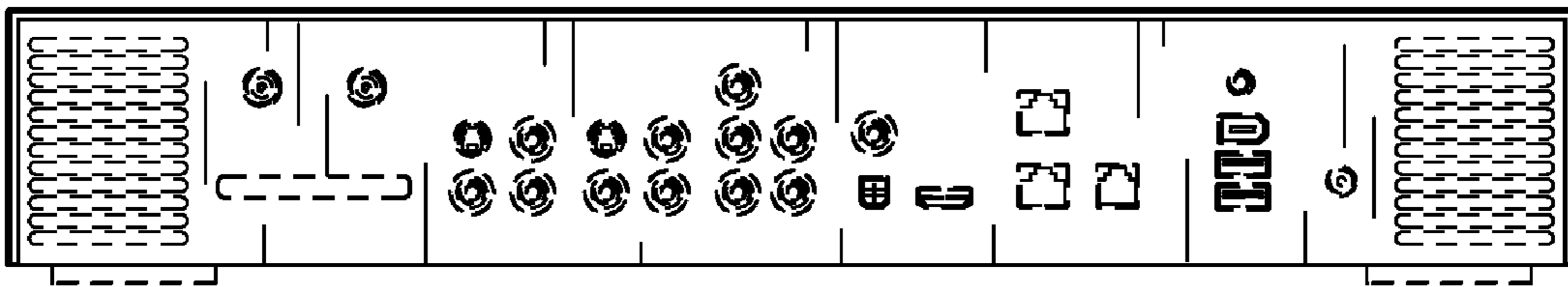
*FIG. 2*



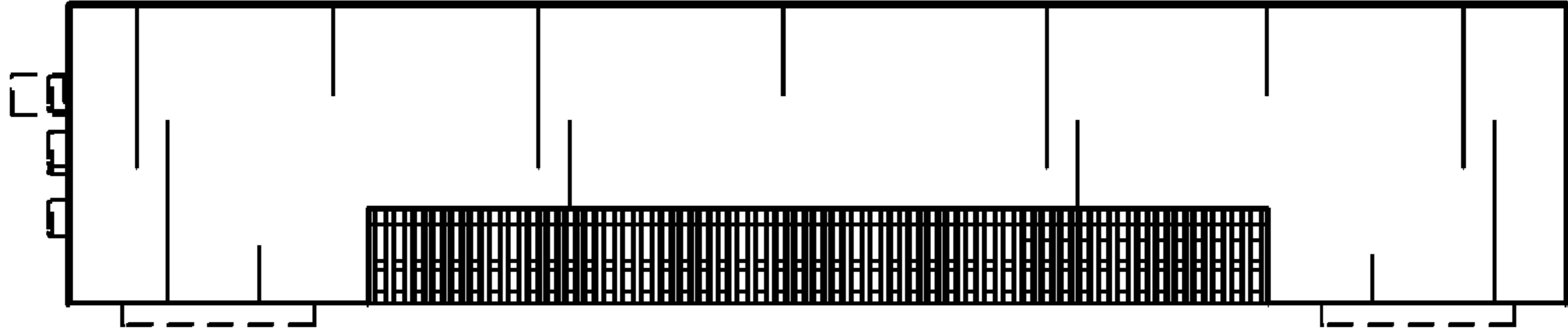
*FIG. 3*



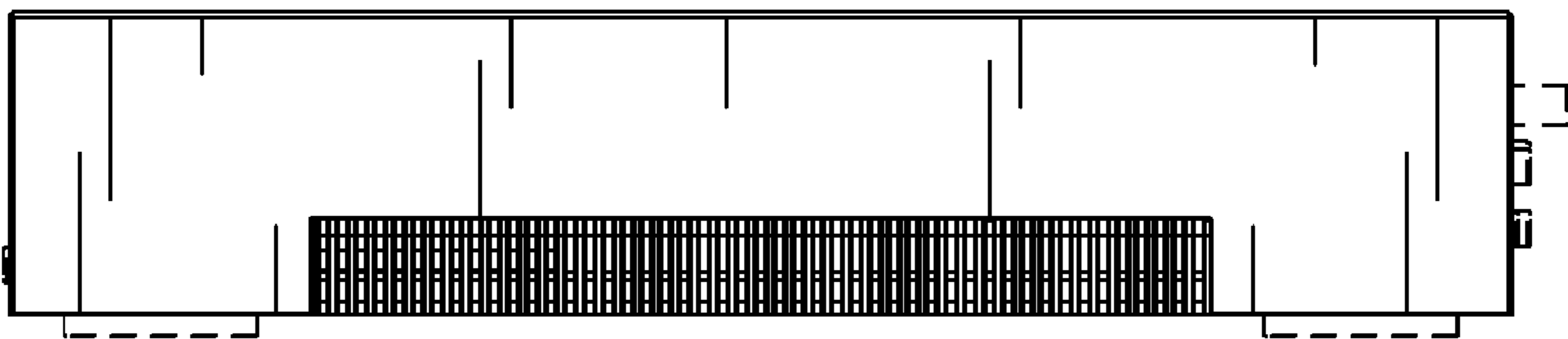
*FIG. 4*



*FIG. 5*



*FIG. 6*



*FIG. 7*