

US00D549185S

(12) **United States Design Patent**
Tan

(10) **Patent No.:** **US D549,185 S**

(45) **Date of Patent:** **** Aug. 21, 2007**

(54) **REMOTE CONTROL**

(75) Inventor: **Chee Kang Keith Tan**, Singapore (SG)

(73) Assignee: **Koninklijke Philips Electronics N.V.**,
Eindhoven (NL)

(**) Term: **14 Years**

(21) Appl. No.: **29/248,502**

(22) Filed: **Aug. 18, 2006**

(30) **Foreign Application Priority Data**

Feb. 27, 2006 (EM) 000485313

(51) **LOC (8) Cl.** **13-03**

(52) **U.S. Cl.** **D13/168**

(58) **Field of Classification Search** 345/156,
345/169; 348/734; 455/92, 95, 100, 128,
455/151.1-151.4, 325-355; 463/39, 42;
700/17, 19, 20, 65, 83, 275; D13/168; D10/104,
D10/106; D14/218, 247; 340/825.22, 825.24,
340/825.25, 825.31, 825.36, 825.69, 825.72;
341/20, 23, 34, 176

See application file for complete search history.

(56) **References Cited**

U.S. PATENT DOCUMENTS

D346,152 S * 4/1994 Zaugg D13/168

D416,909 S *	11/1999	Renk	D14/218
D504,885 S *	5/2005	Zhang et al.	D14/218
D524,254 S *	7/2006	van Himbeeck	D13/168
7,170,427 B2 *	1/2007	Hsu	341/20
2005/0030196 A1 *	2/2005	Harris et al.	340/825.69
2006/0009175 A1 *	1/2006	Hsu	455/128
2006/0133105 A1 *	6/2006	Kim	362/577
2006/0281551 A1 *	12/2006	Leifer	463/39

* cited by examiner

Primary Examiner—Selina Sikder

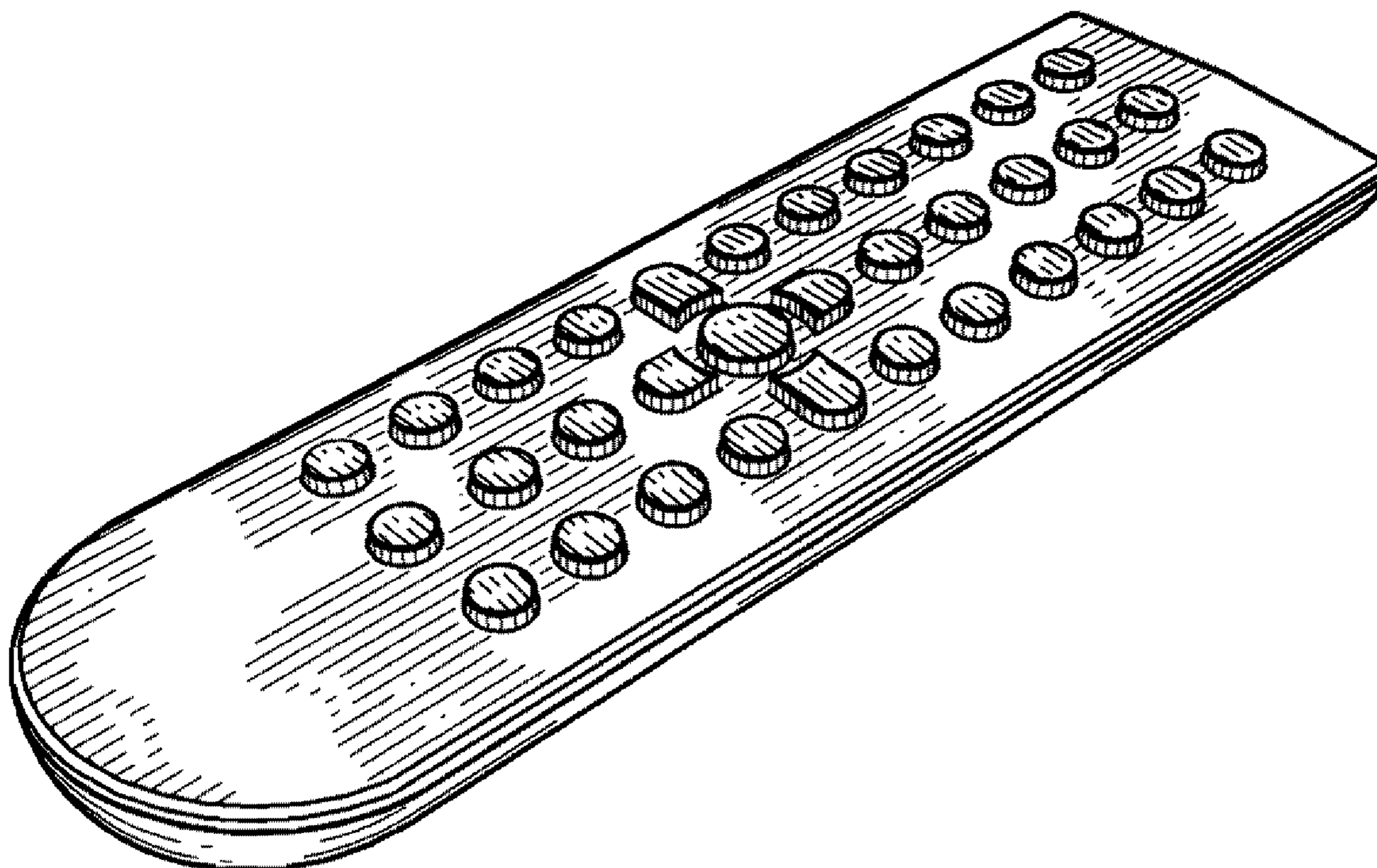
(57) **CLAIM**

The ornamental design for a remote control, as shown.

DESCRIPTION

FIG. 1 is a perspective view showing my design;
FIG. 2 is a front elevational view thereof;
FIG. 3 is a rear elevational view thereof;
FIG. 4 is a right side elevational view thereof;
FIG. 5 is a left side elevational view thereof;
FIG. 6 is a top plan view thereof; and,
FIG. 7 is a bottom plan view thereof.

1 Claim, 3 Drawing Sheets



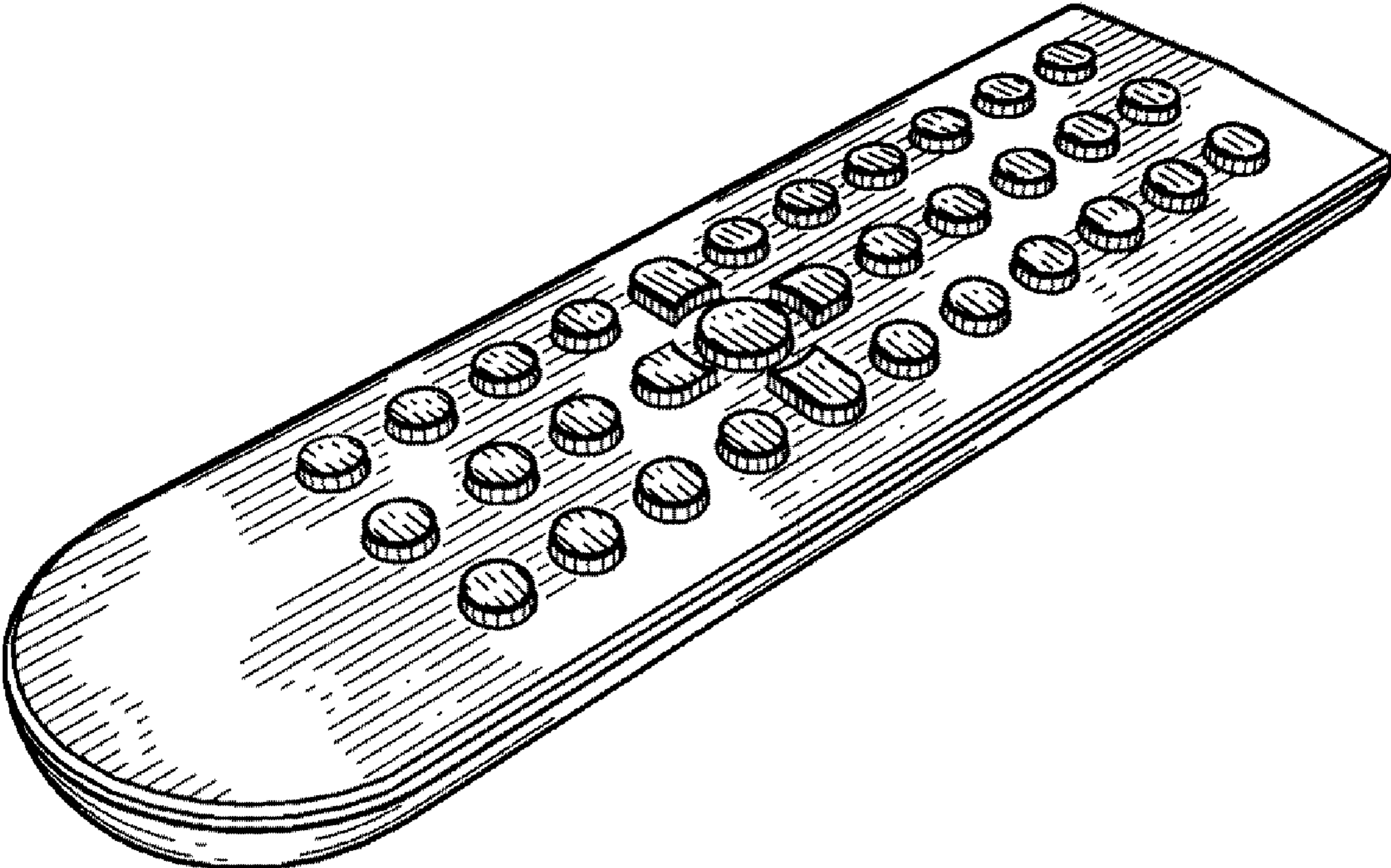


FIG.1

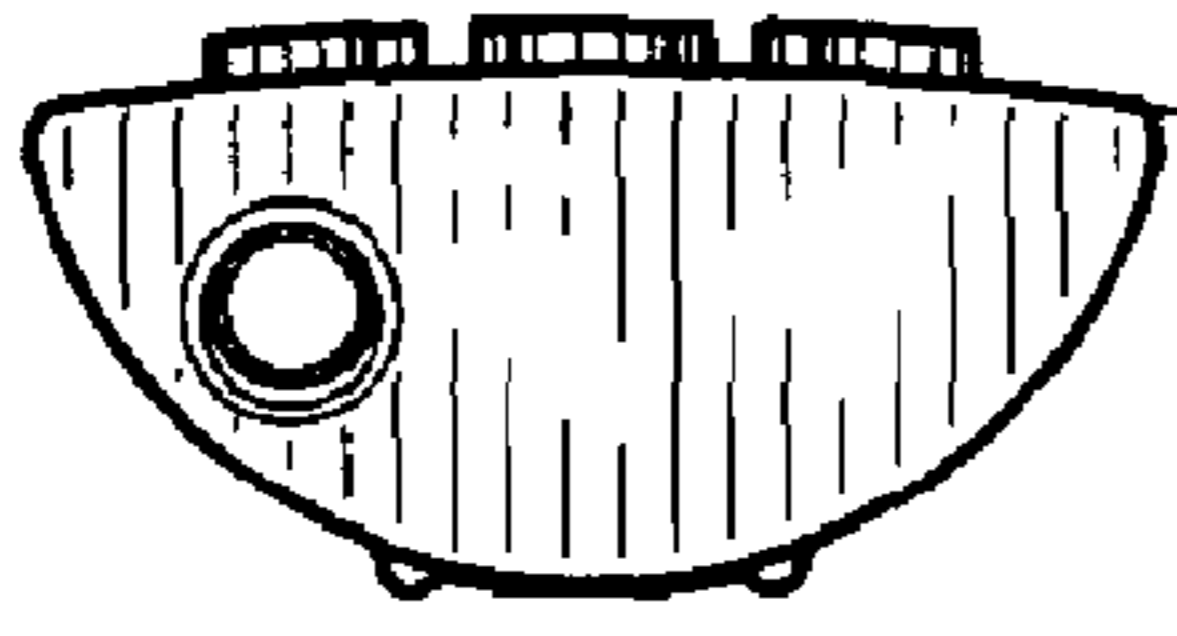


FIG. 2

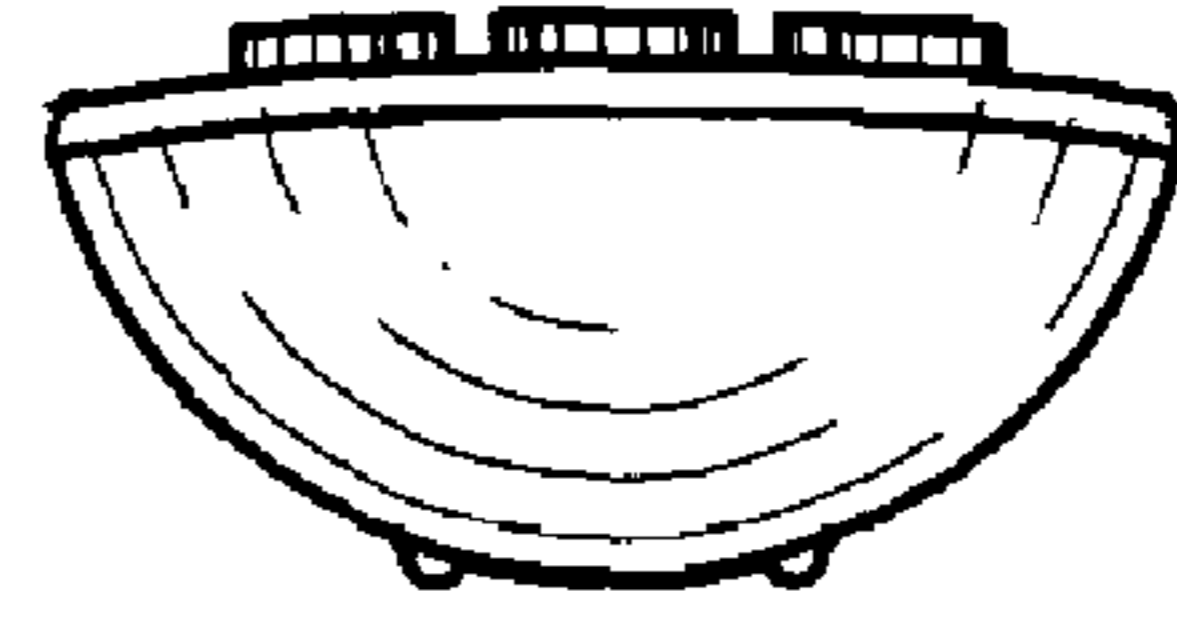


FIG. 3

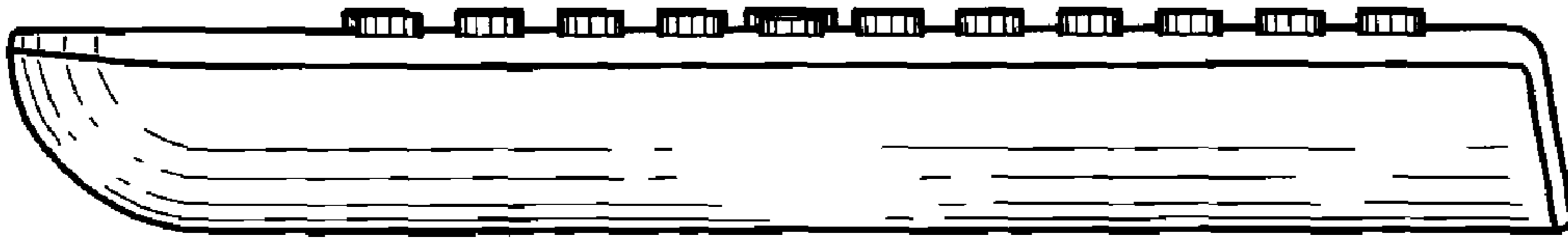


FIG. 4




FIG. 5




FIG. 6




FIG. 7