



US00D549182S

(12) **United States Design Patent**
Girard

(10) **Patent No.:** **US D549,182 S**

(45) **Date of Patent:** **** Aug. 21, 2007**

(54) **MOUNTED CONTROL**

(75) Inventor: **James Girard**, Boise, ID (US)

(73) Assignee: **The Chamberlain Group, Inc.**,
Elmhurst, IL (US)

(**) Term: **14 Years**

(21) Appl. No.: **29/261,432**

(22) Filed: **Jun. 21, 2006**

(51) **LOC (8) Cl.** **13-03**

(52) **U.S. Cl.** **D13/162; D13/164**

(58) **Field of Classification Search** D13/152,
D13/158-168, 177, 184; D14/137-139,
D14/151, 167, 168, 172, 174, 191-193, 214,
D14/217, 218, 240; 361/600, 622, 678, 681;
345/173; 338/153; 174/66; 200/5 A; D10/106,
D10/49, 50

See application file for complete search history.

(56) **References Cited**

U.S. PATENT DOCUMENTS

- D304,304 S * 10/1989 Charet et al. D10/15
- D371,123 S * 6/1996 Amundsen D14/441
- D385,871 S * 11/1997 Fisher et al. D14/443
- D398,900 S * 9/1998 Roman D13/123
- D401,178 S * 11/1998 Liu D10/106
- D426,259 S * 6/2000 Kabumoto et al. D18/41
- D430,562 S * 9/2000 Richards D14/258
- D431,605 S * 10/2000 Scibora D21/332
- D442,559 S * 5/2001 Marcomini D13/162

- D443,609 S * 6/2001 Buckingham et al. D14/258
- D464,328 S * 10/2002 Vasquez et al. D13/164
- D465,802 S * 11/2002 Maniura et al. D18/51
- D503,804 S * 4/2005 Phleps et al. D24/158
- D510,073 S * 9/2005 Jacoby et al. D13/164
- D517,021 S * 3/2006 Butler et al. D13/164

* cited by examiner

Primary Examiner—Selina Sikder

Assistant Examiner—Thomas Johannes

(74) *Attorney, Agent, or Firm*—Fitch, Even, Tabin & Flannery

(57) **CLAIM**

The ornamental design for a mounted control, as shown and described.

DESCRIPTION

FIG. 1 is a perspective view of a mounted control of my new design;

FIG. 2 is a front elevational view thereof;

FIG. 3 is a rear elevational view thereof;

FIG. 4 is a right side elevational view thereof;

FIG. 5 is a left side elevational view thereof;

FIG. 6 is a top plan view thereof; and,

FIG. 7 is a bottom plan view thereof.

The broken line showing of the rear portions of the mounted control is for illustrative purposes only and forms no part of the claimed design.

1 Claim, 4 Drawing Sheets

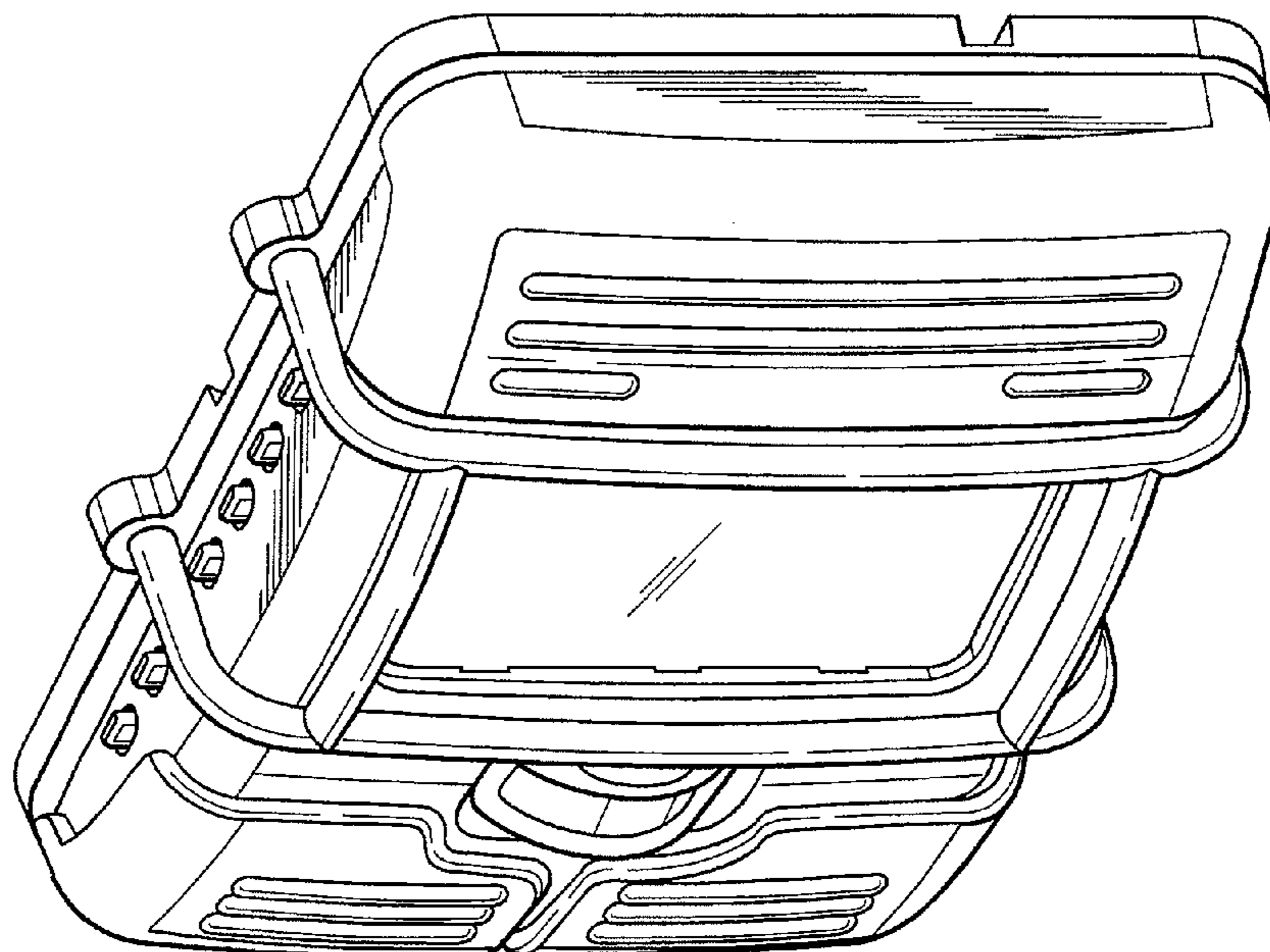


Fig. 1

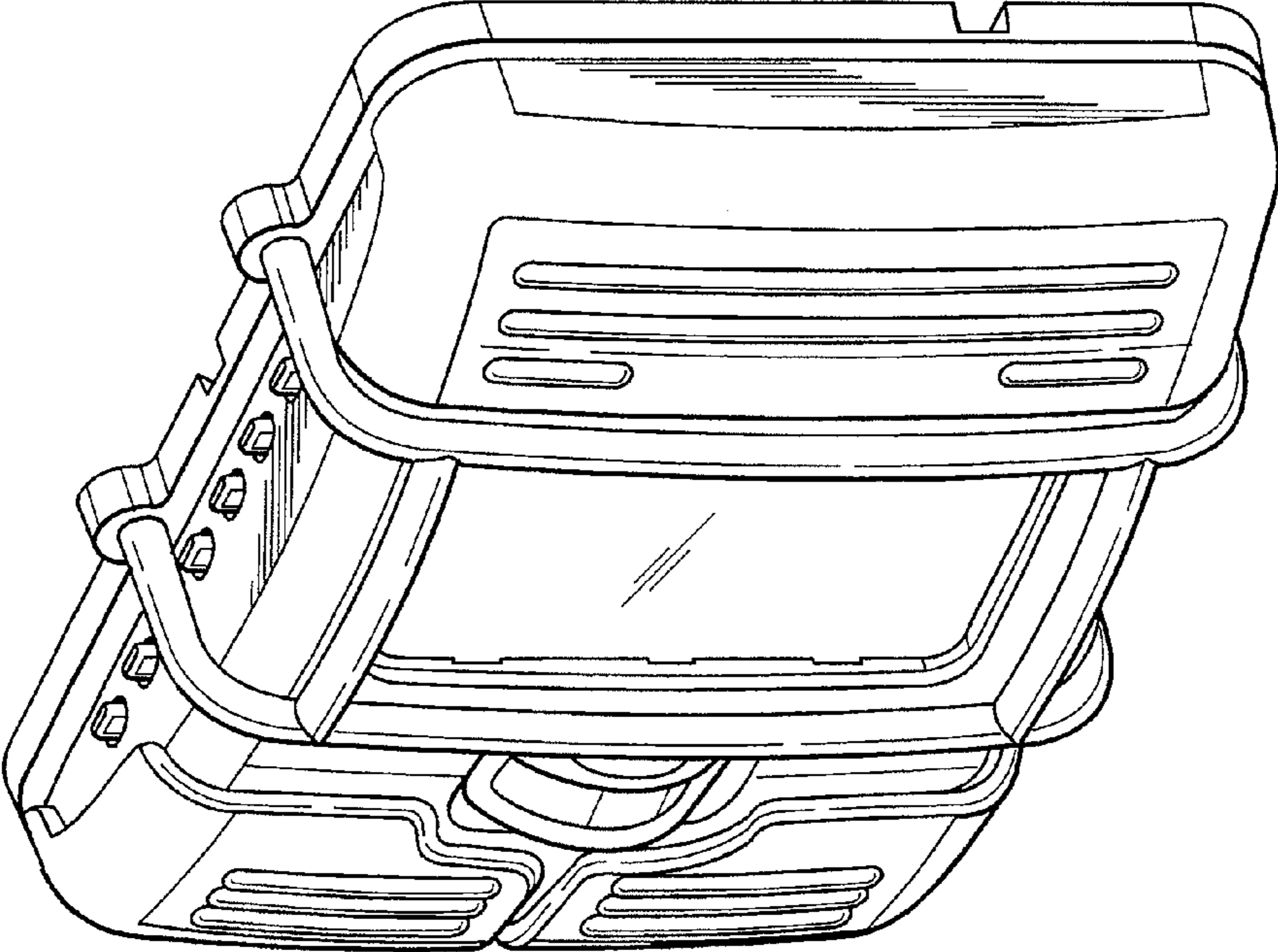


Fig. 2

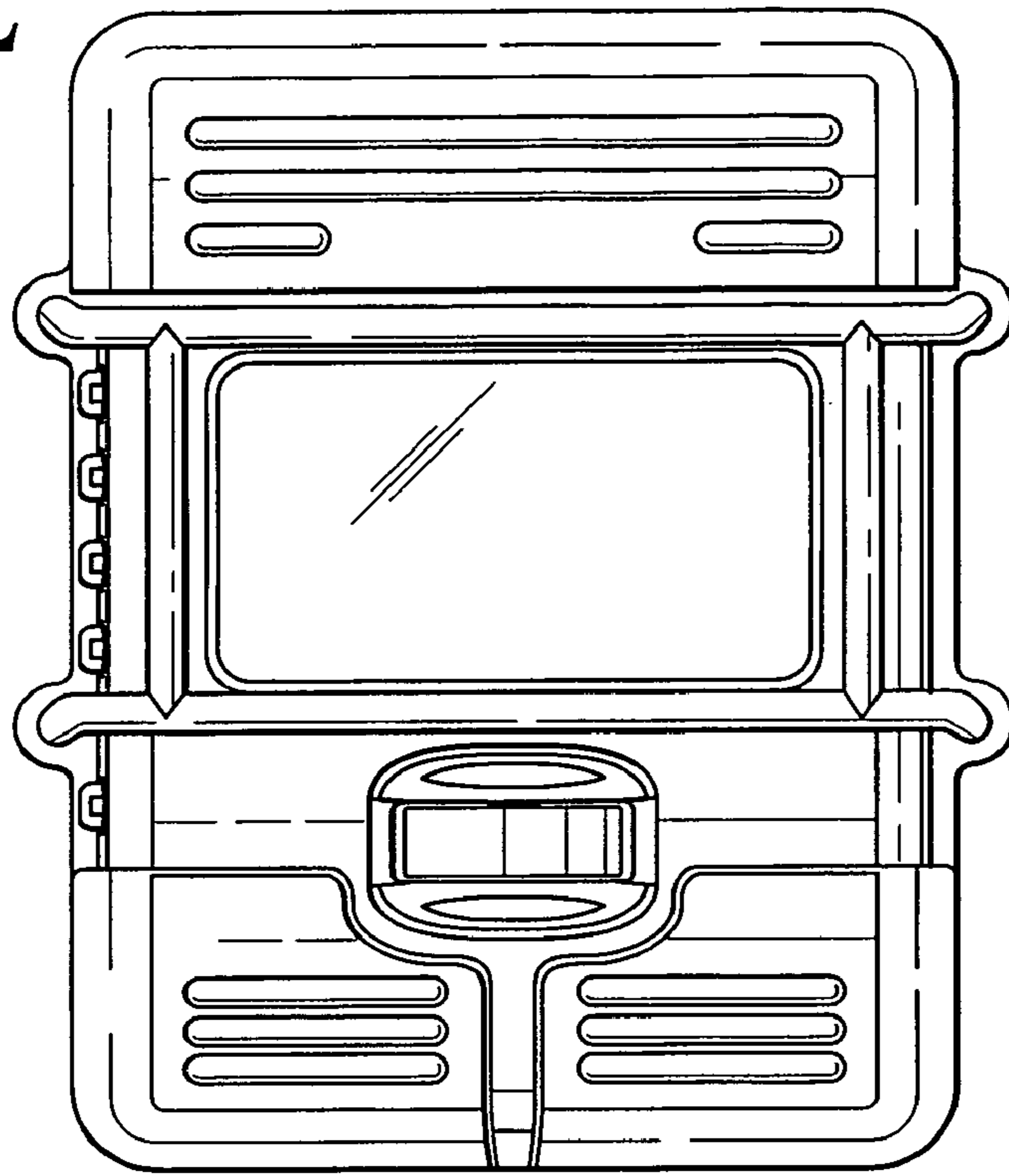


Fig. 3

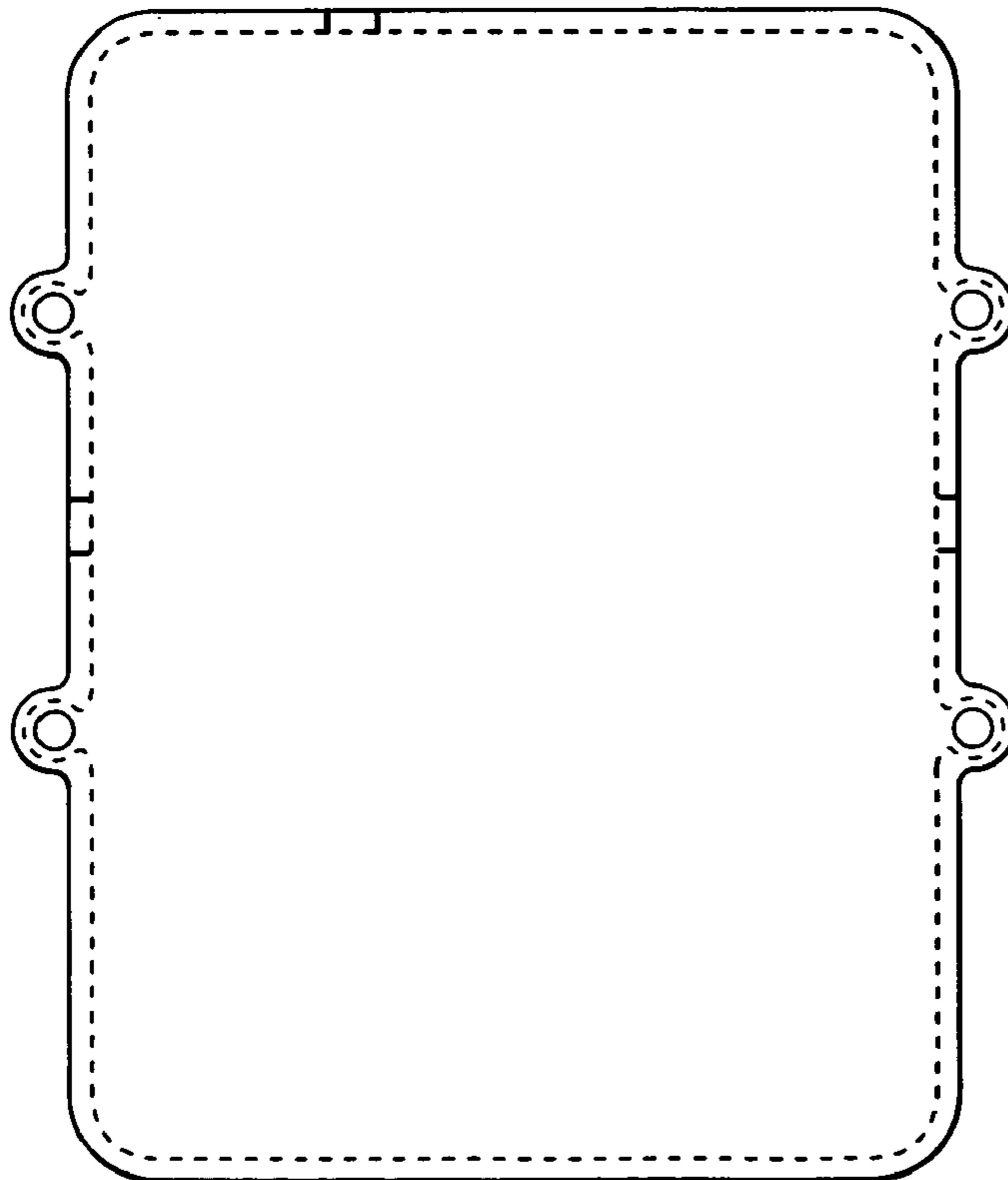


Fig. 4

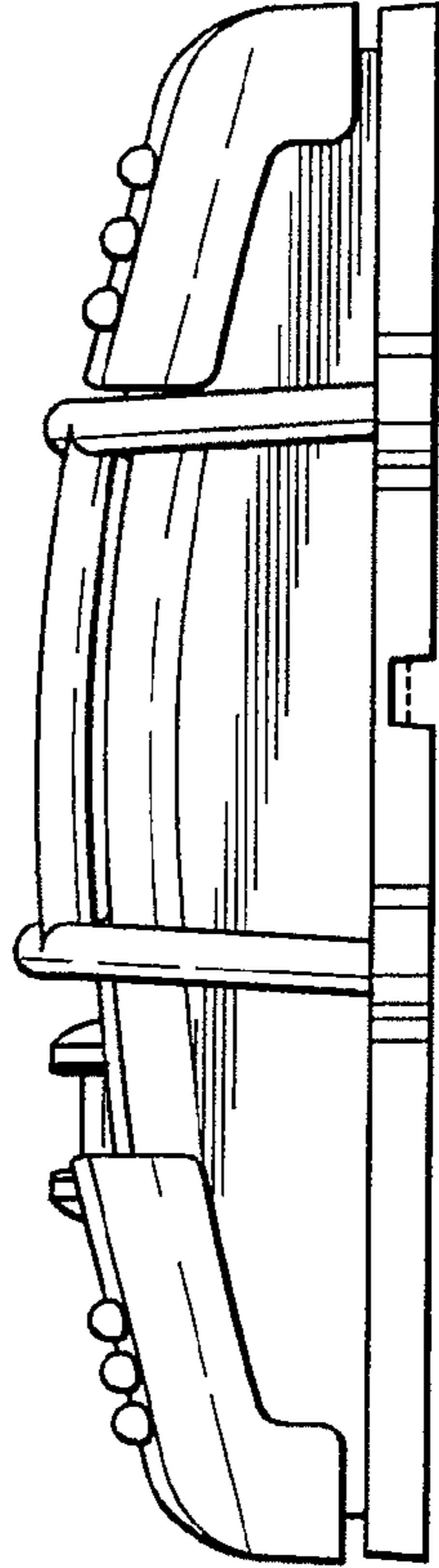


Fig. 5

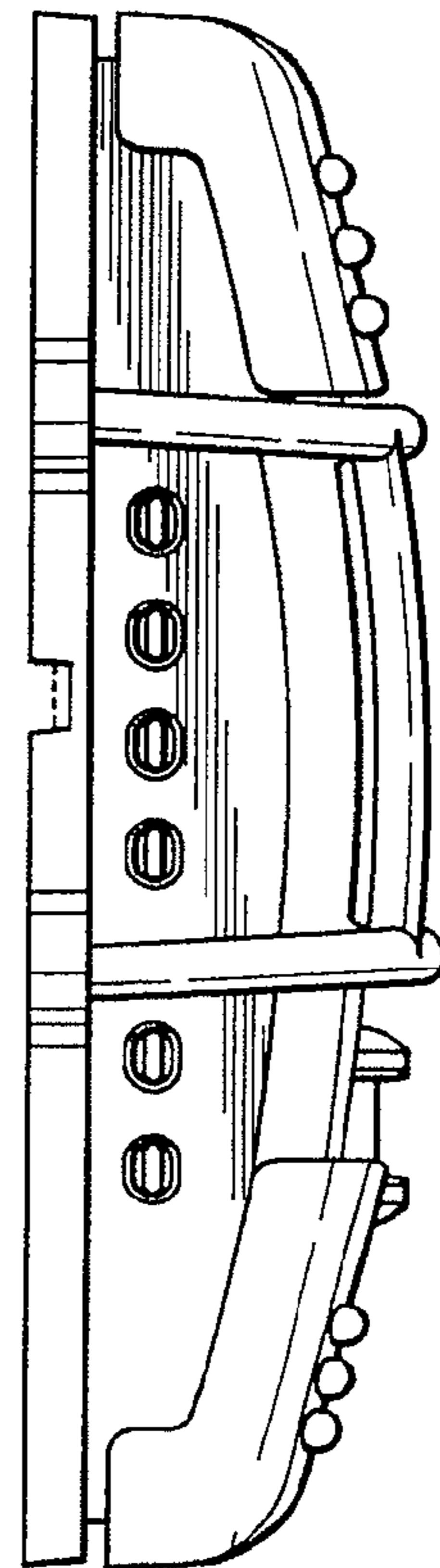


Fig. 6

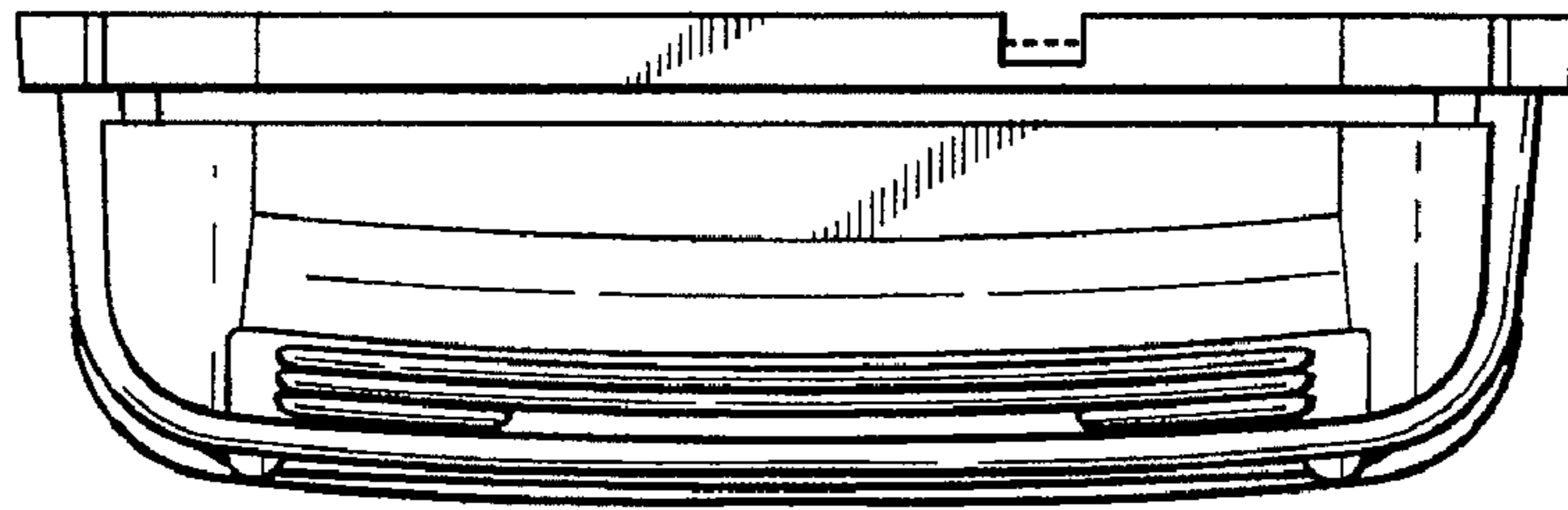


Fig. 7

