



US00D549176S

(12) **United States Design Patent**
Kent et al.

(10) **Patent No.:** **US D549,176 S**

(45) **Date of Patent:** **** Aug. 21, 2007**

(54) **SURGE PROTECTOR**

(75) Inventors: **Michael Kent**, Cumberland, RI (US);
David G. Honan, Concord, MA (US);
Zenas Lu, Cambridge, MA (US)

(73) Assignee: **Staples the Office Superstore, LLC**,
Framingham, MA (US)

(**) Term: **14 Years**

(21) Appl. No.: **29/268,675**

(22) Filed: **Nov. 9, 2006**

(51) **LOC (8) Cl.** **13-03**

(52) **U.S. Cl.** **D13/139.6**

(58) **Field of Classification Search** D13/137.1,
D13/137.3, 137.4, 139.1, 139.6-139.8, 124,
D13/160, 162, 164, 178, 184; 361/118, 119;
439/106-108, 188, 535, 650-654

See application file for complete search history.

(56) **References Cited**

U.S. PATENT DOCUMENTS

| | | | |
|--------------|---------|----------------|-----------|
| D301,576 S | 6/1989 | Wang | |
| 5,071,367 A | 12/1991 | Luu | |
| 5,292,257 A | 3/1994 | Milan | |
| D350,939 S | 9/1994 | Rossman et al. | |
| D350,940 S | 9/1994 | Rossman et al. | |
| D356,294 S | 3/1995 | Fladung | |
| D368,467 S | 4/1996 | Parshad | |
| D368,893 S | 4/1996 | Harwood et al. | |
| D369,784 S | 5/1996 | Pogue et al. | |
| D380,733 S * | 7/1997 | Parshad | D13/139.6 |
| D382,855 S * | 8/1997 | Salmond et al. | D13/139.8 |
| 5,658,158 A | 8/1997 | Milan | |
| D390,190 S * | 2/1998 | Stekelenburg | D13/139.7 |
| D399,824 S | 10/1998 | Heung et al. | |
| D409,978 S | 5/1999 | Stekelenburg | |
| 5,906,517 A | 5/1999 | Crane et al. | |
| D411,511 S * | 6/1999 | Rossman et al. | D13/139.6 |
| D427,973 S | 7/2000 | Giese | |
| 6,179,665 B1 | 1/2001 | Rossman et al. | |
| D443,250 S * | 6/2001 | Lee | D13/139.8 |

| | | | |
|-------------------|---------|-----------------|-----------|
| D443,591 S * | 6/2001 | Tong et al. | D13/139.8 |
| D446,189 S | 8/2001 | Lee | |
| D446,503 S | 8/2001 | Lee | |
| D449,580 S * | 10/2001 | Gee, II | D13/139.8 |
| 6,410,994 B1 | 6/2002 | Jones et al. | |
| 6,443,772 B1 | 9/2002 | Chen | |
| 6,454,584 B1 | 9/2002 | Milan | |
| D467,875 S * | 12/2002 | Barger et al. | D13/139.8 |
| 6,573,617 B2 | 6/2003 | Jones et al. | |
| 6,755,676 B2 | 6/2004 | Milan | |
| D520,951 S * | 5/2006 | Mori et al. | D13/139.8 |
| D537,040 S * | 2/2007 | Chesebro et al. | D13/139.8 |
| 2001/0040409 A1 | 11/2001 | Jones et al. | |
| 2003/0092323 A1 * | 5/2003 | Chou | 439/650 |

* cited by examiner

Primary Examiner—Alan P. Douglas

Assistant Examiner—Rosemary K. Tarcza

(74) *Attorney, Agent, or Firm*—Wolf Greenfield & Sacks

(57) **CLAIM**

The ornamental design for a surge protector, as shown and described.

DESCRIPTION

FIG. 1 is a side, top, perspective view of the surge protector with elements thereof and thereon shown in phantom;

FIG. 2 is a front view thereof;

FIG. 3 is a rear view thereof;

FIG. 4 is a left side view thereof;

FIG. 5 is a right side view thereof;

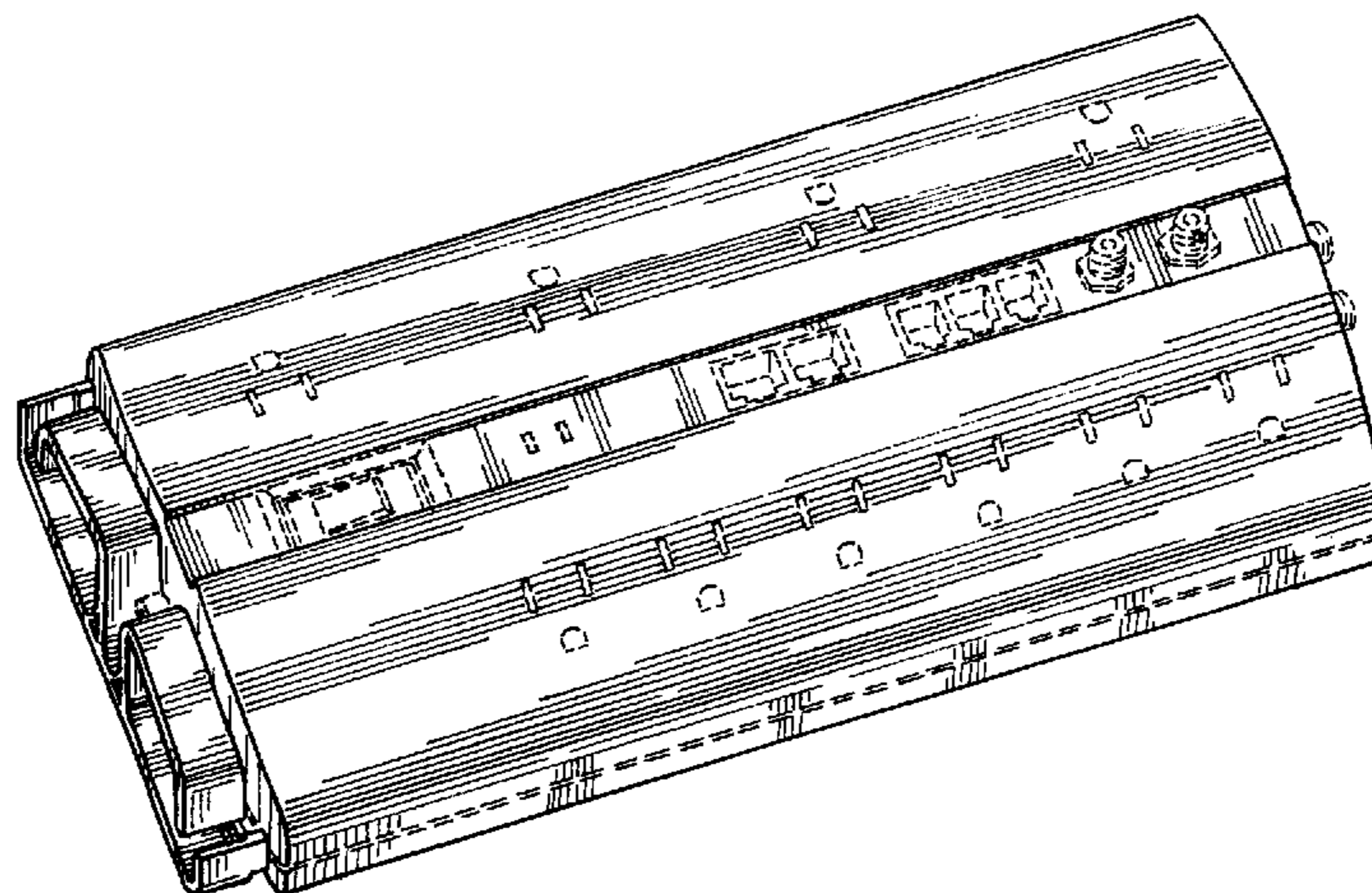
FIG. 6 is a top view thereof;

FIG. 7 is a bottom view thereof; and,

FIG. 8 is a side, top perspective view similar to FIG. 1, with a portion of the surge protector shown in an extended position according to one embodiment.

The broken lines are for illustrative purposes only and form no part of the claimed design.

1 Claim, 3 Drawing Sheets



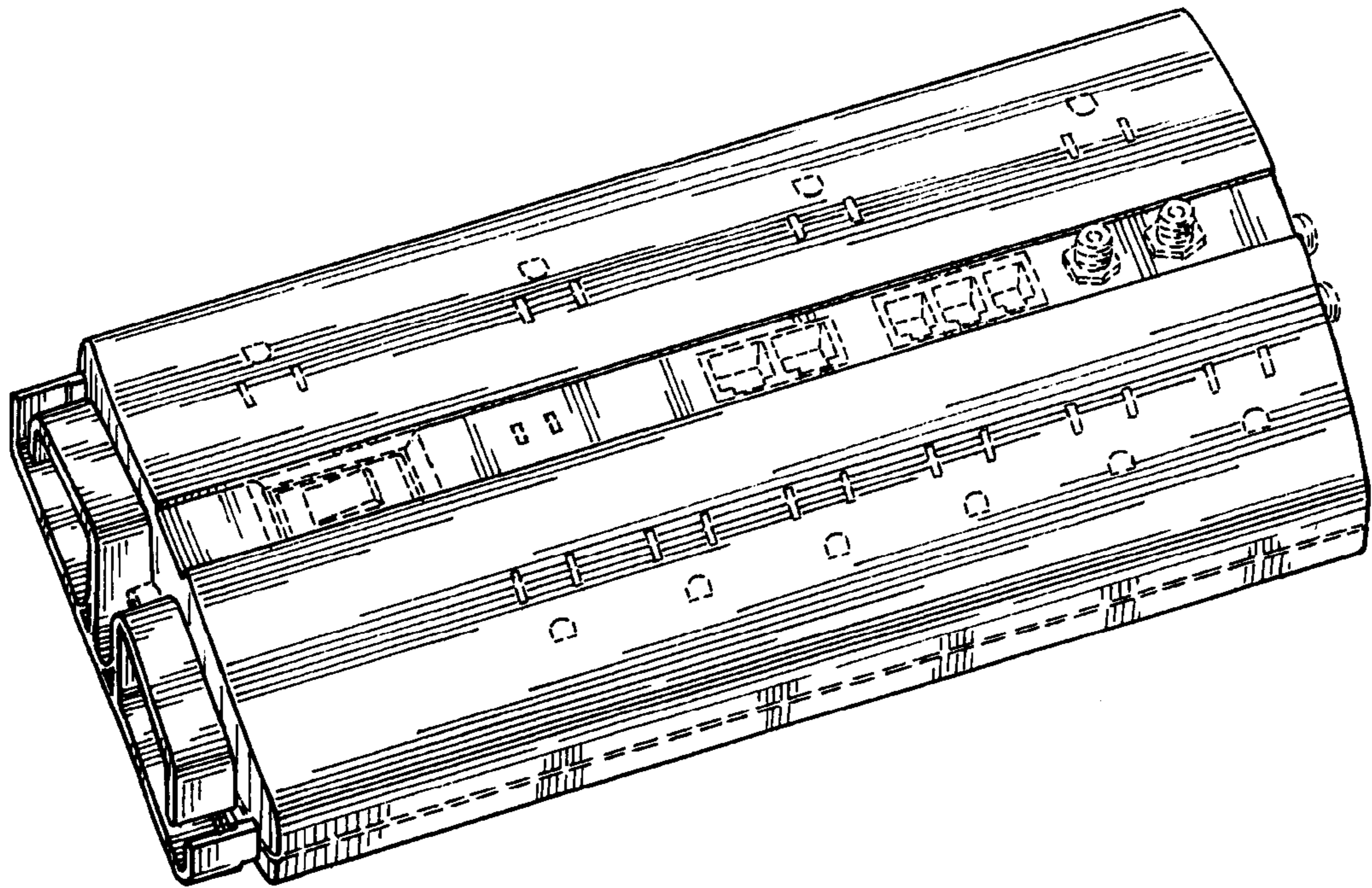


Fig. 1

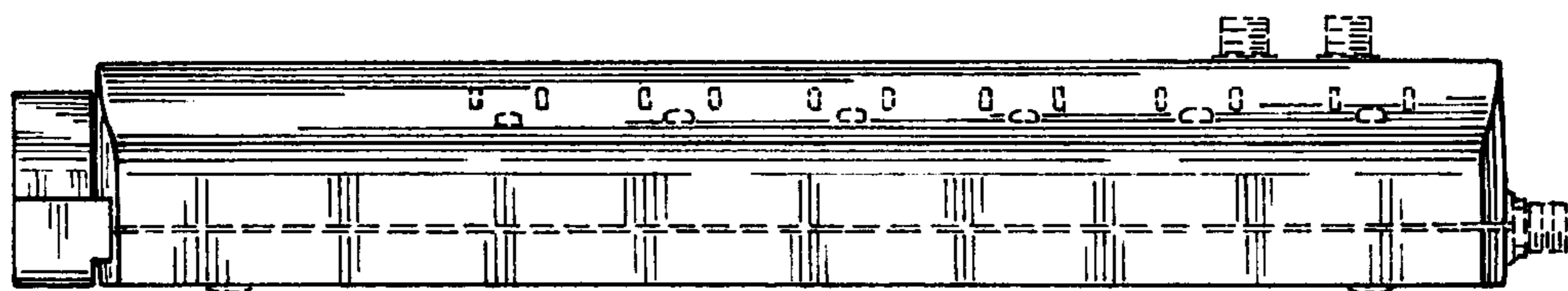


Fig. 2

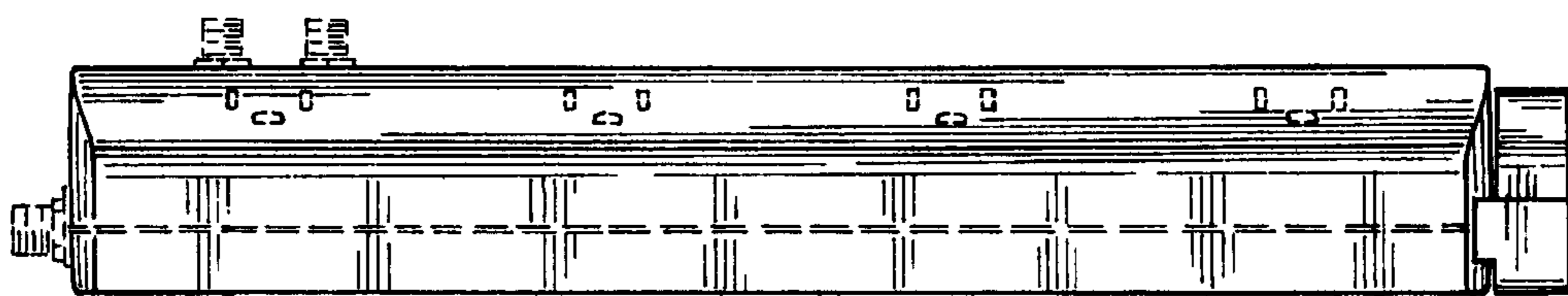


Fig. 3

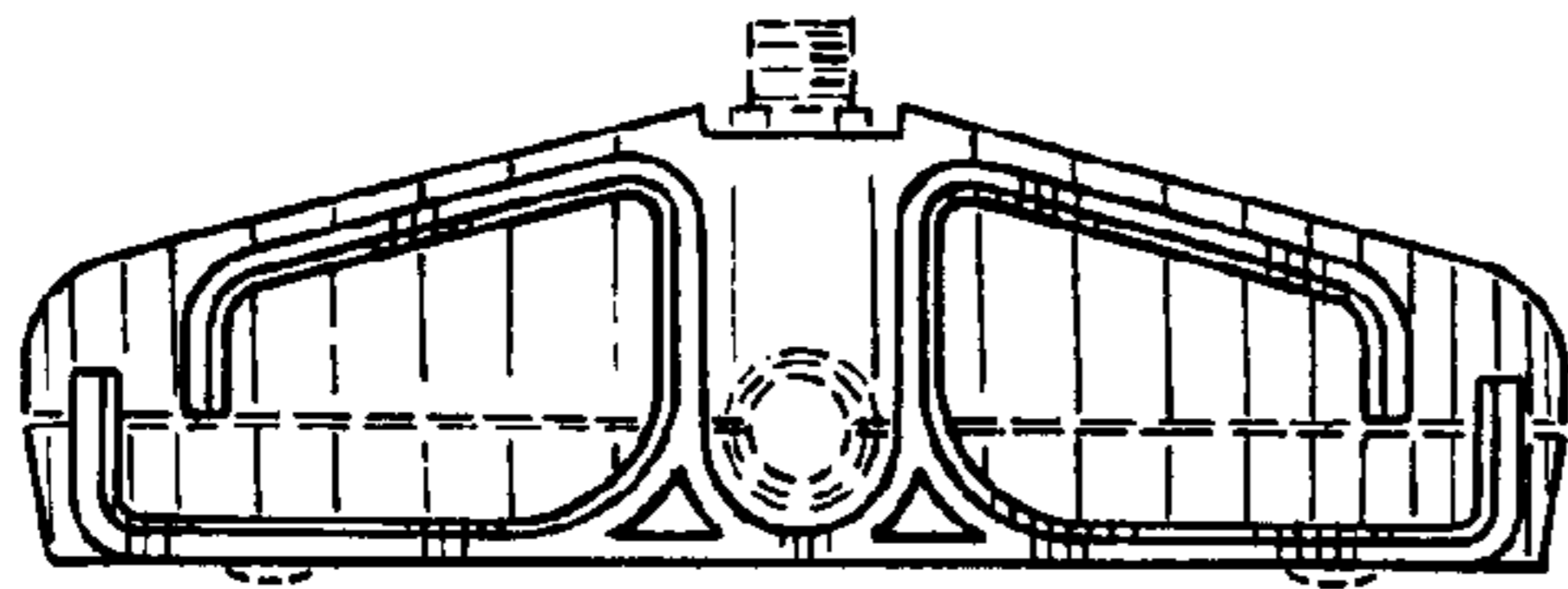


Fig. 4

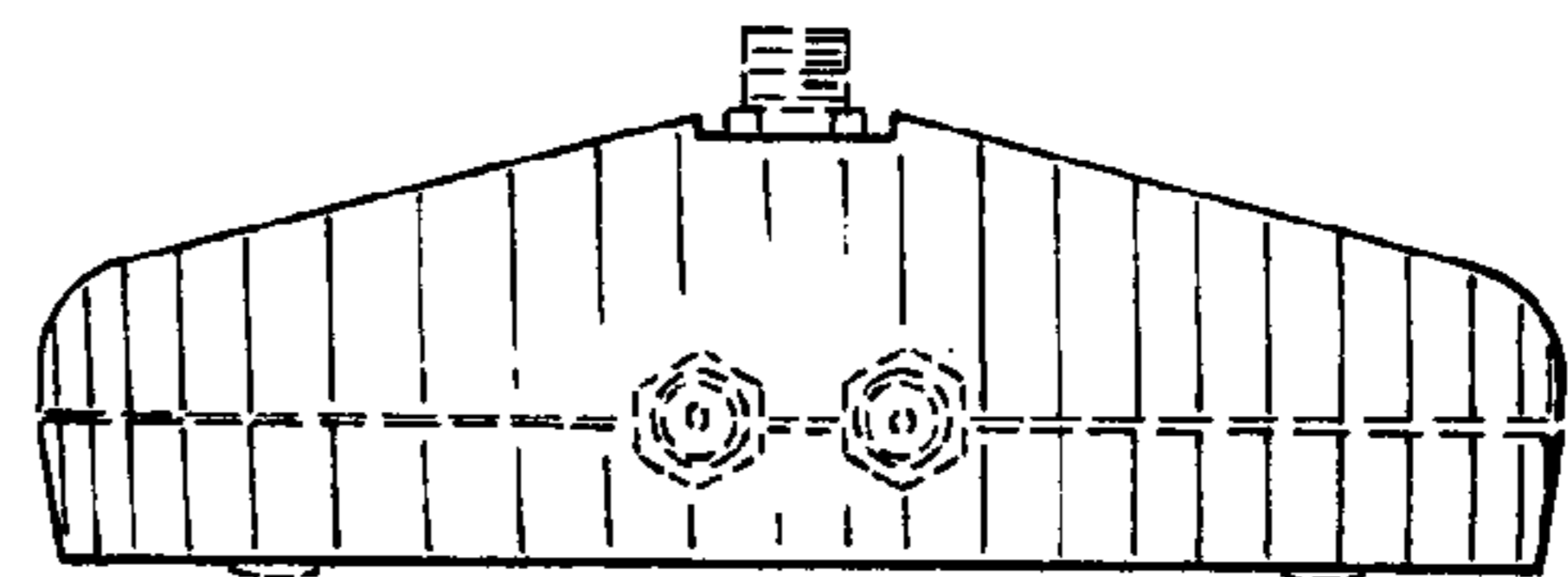


Fig. 5

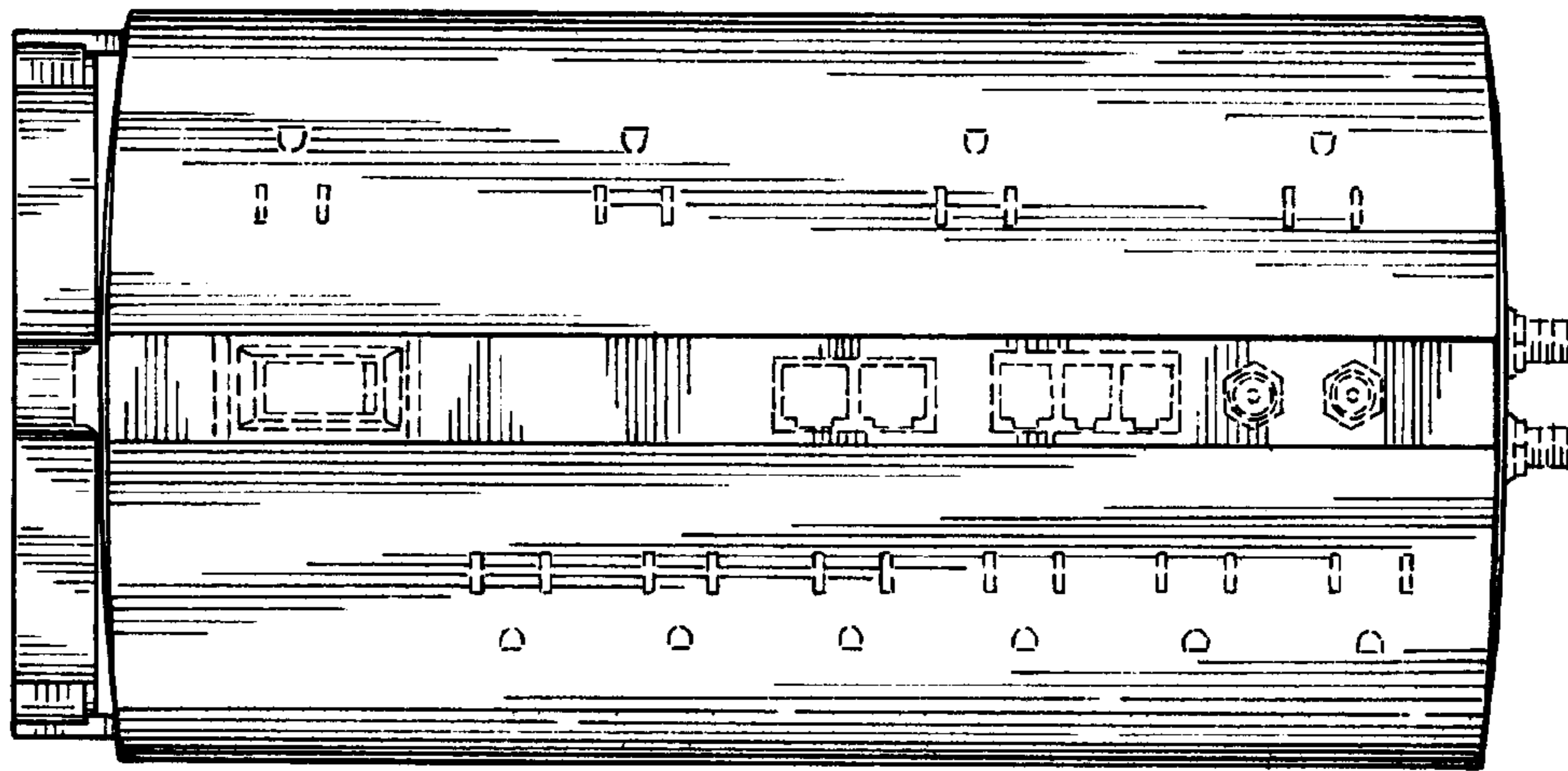


Fig. 6

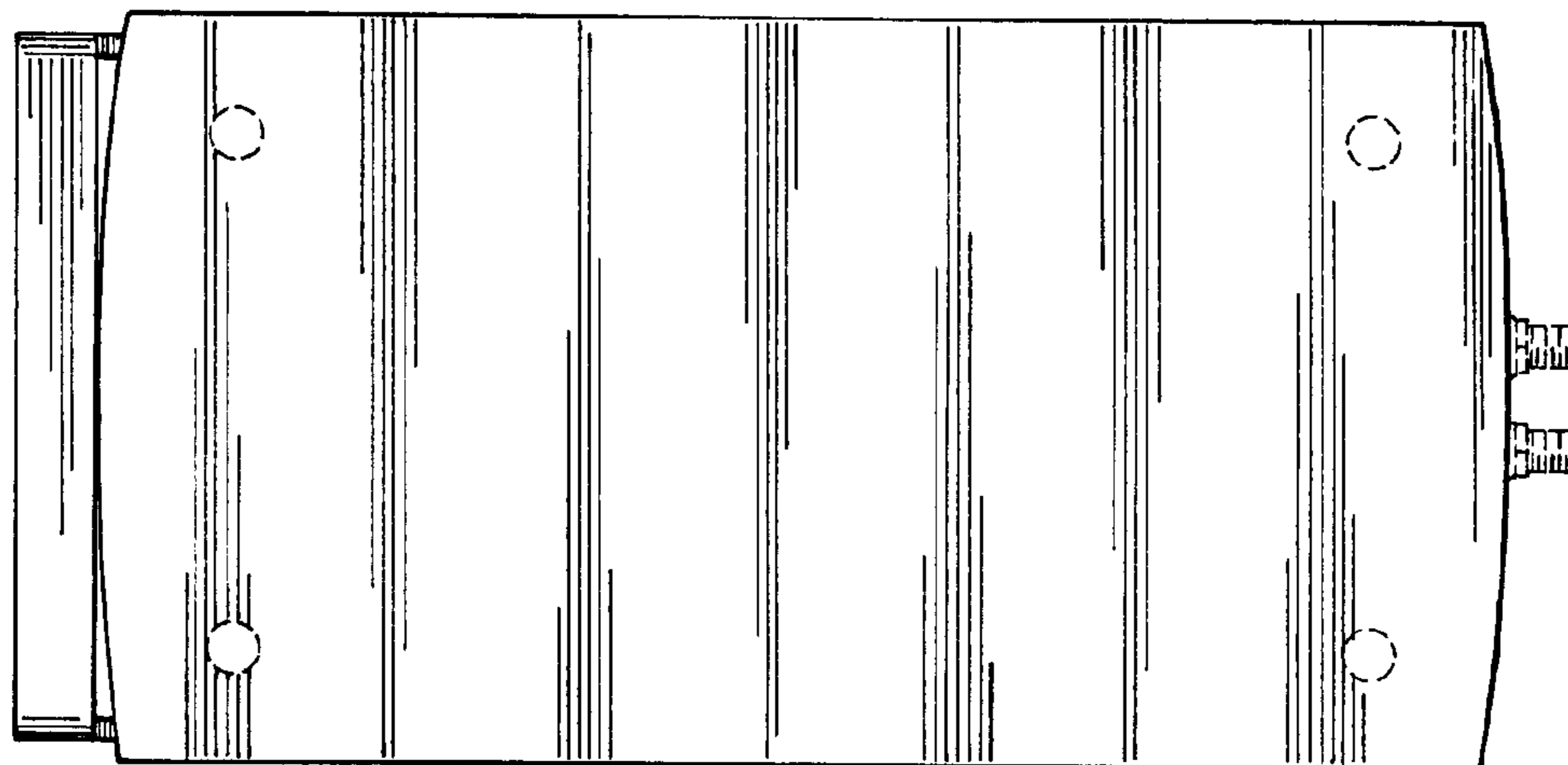


Fig. 7

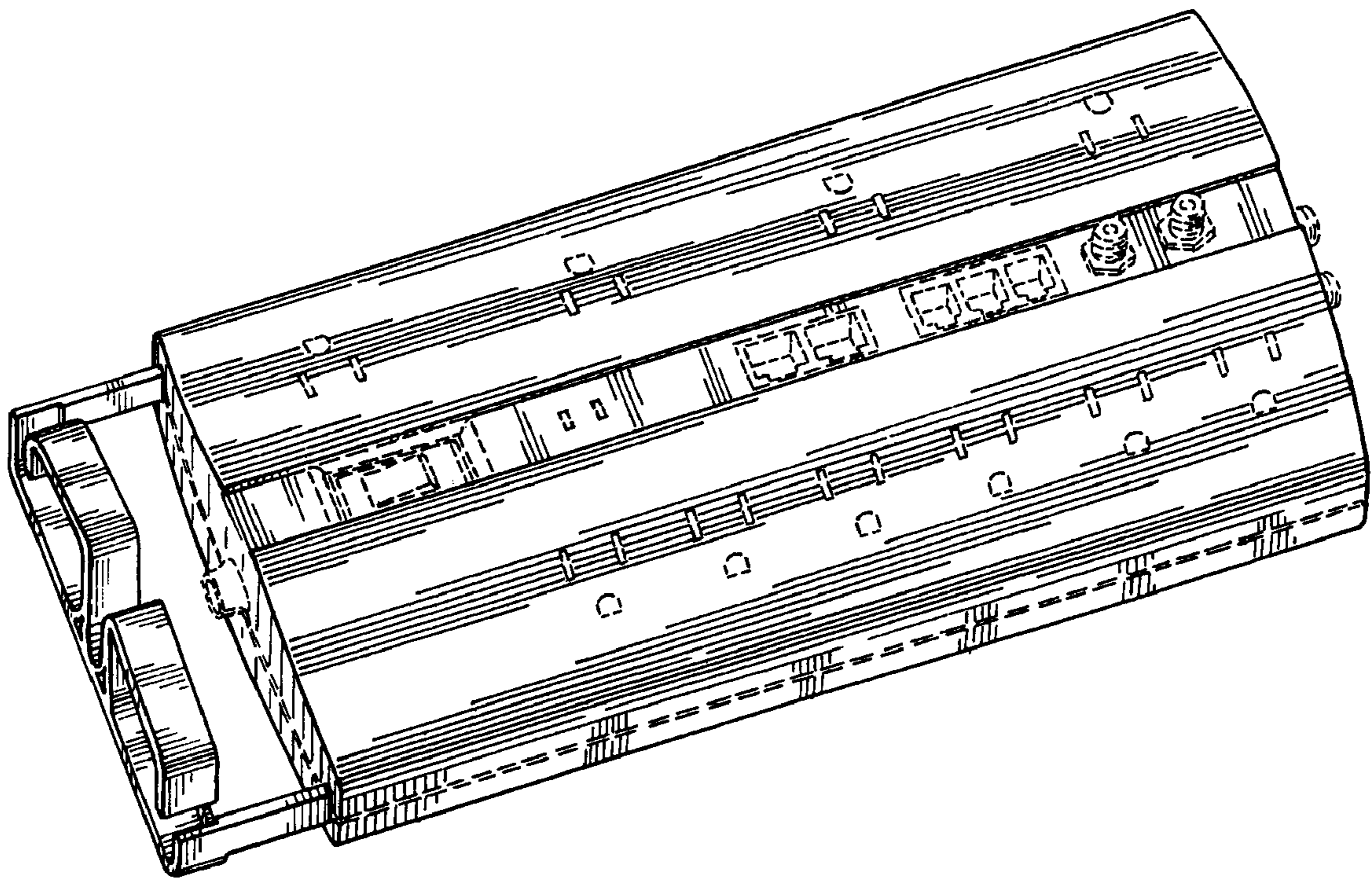


Fig. 8