

US00D549171S

(12) **United States Design Patent**  
**Sbordon, Jr.**

(10) **Patent No.:** **US D549,171 S**

(45) **Date of Patent:** **\*\* Aug. 21, 2007**

(54) **CELL PHONE CHARGING STATION**

(76) **Inventor:** **William G. Sbordon, Jr.**, 23100  
Providence Dr., Suite 400, Southfield,  
MI (US) 48075

(\*\*) **Term:** **14 Years**

(21) **Appl. No.:** **29/267,888**

(22) **Filed:** **Oct. 24, 2006**

(51) **LOC (8) Cl.** ..... **13-02**

(52) **U.S. Cl.** ..... **D13/108; D14/252; D14/253;**  
D8/350

(58) **Field of Classification Search** ..... D14/140,  
D14/142, 146, 149, 205–206, 223–224, 217,  
D14/243, 251–253, 434, 447, 240, 452; D6/466,  
D6/567; D8/350–353, 71, 355; D12/400,  
D12/415; D13/107–108; 174/66; 248/121,  
248/157, 160, 205.8, 206.2, 274.1, 371, 917;  
320/107–108, 110, 114–115; 379/435, 446,  
379/454–455; 455/575.1, 575.2, 575.6, 575.9,  
455/90.3; 340/693.11

See application file for complete search history.

(56) **References Cited**

**U.S. PATENT DOCUMENTS**

4,355,212 A \* 10/1982 Kosten ..... 379/435  
5,305,381 A \* 4/1994 Wang et al. .... 379/455  
5,539,821 A \* 7/1996 Blonder ..... 379/446  
D396,160 S \* 7/1998 Huang ..... D6/567

D416,908 S \* 11/1999 Whisenant ..... D14/217  
6,864,798 B2 \* 3/2005 Janik ..... 340/693.11  
6,969,803 B1 \* 11/2005 Friedberg ..... 174/66  
D527,728 S \* 9/2006 Sbordon, Jr. .... D14/253  
D527,984 S \* 9/2006 Dinh ..... D8/353  
D529,489 S \* 10/2006 Sbordon, Jr. .... D14/253

\* cited by examiner

*Primary Examiner*—Ian Simmons

*Assistant Examiner*—Carla Jobe Wright

(74) *Attorney, Agent, or Firm*—Brooks Kushman P.C.

(57) **CLAIM**

The ornamental design for a cell phone charging station, as shown and described.

**DESCRIPTION**

FIG. 1 is a perspective view of the cell phone charging station;

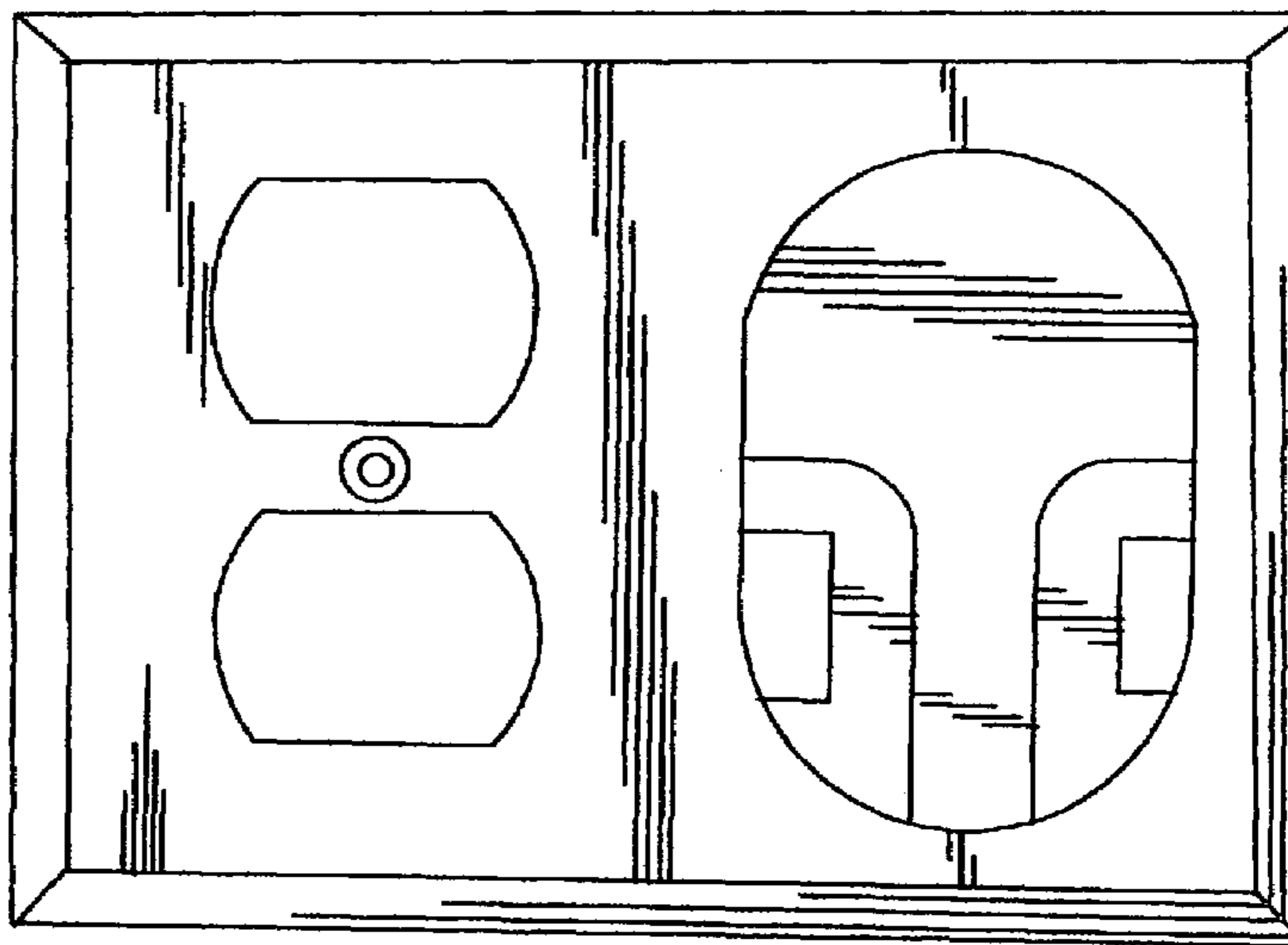
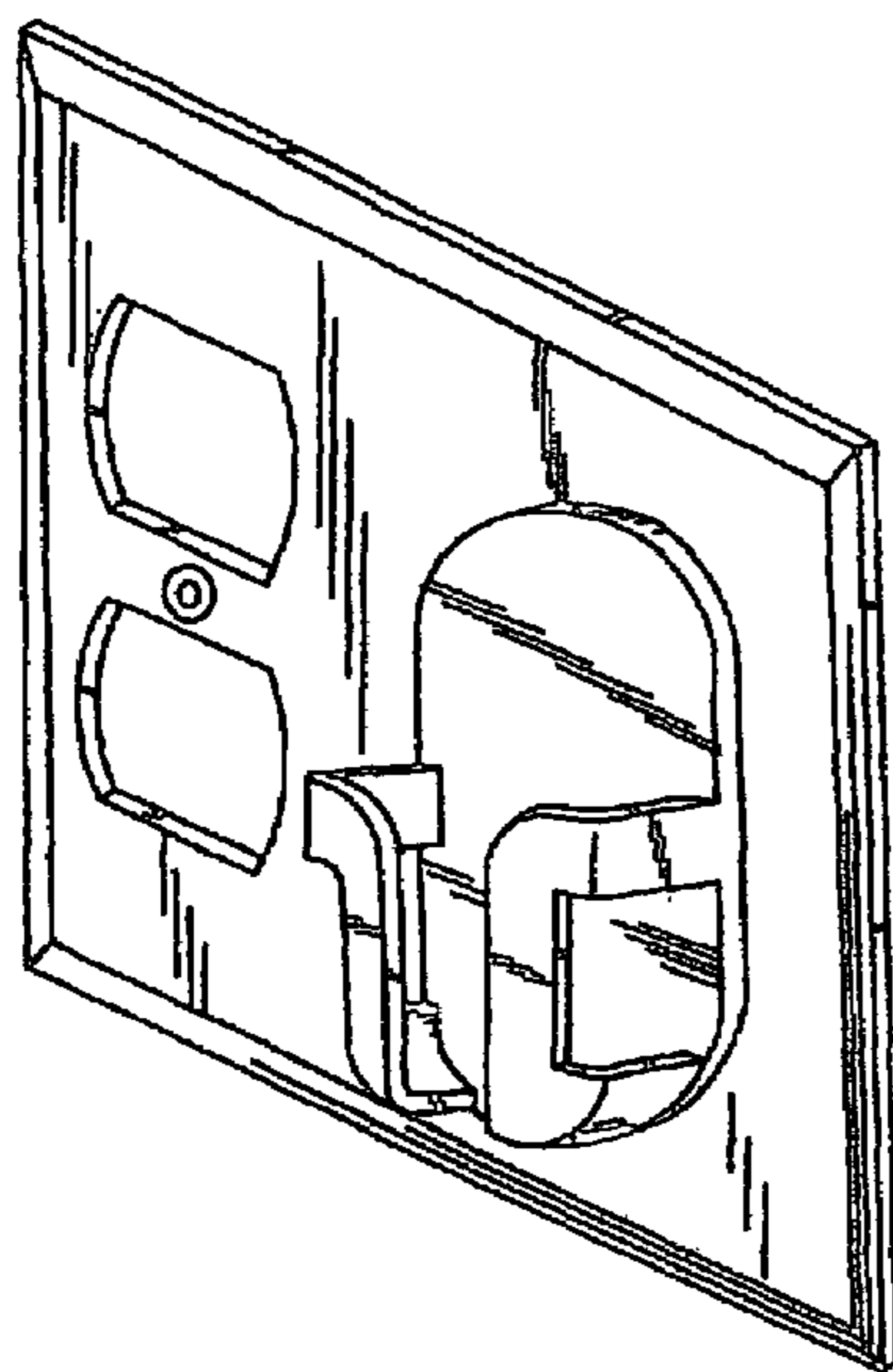
FIG. 2 is a front view of the cell phone charging station of FIG. 1;

FIG. 3 is a side view of the cell phone charging station of FIG. 1;

FIG. 4 is a bottom view of the cell phone charging station of FIG. 1; and,

FIG. 5 is a top view of the cell phone charging station of FIG. 1.

**1 Claim, 2 Drawing Sheets**



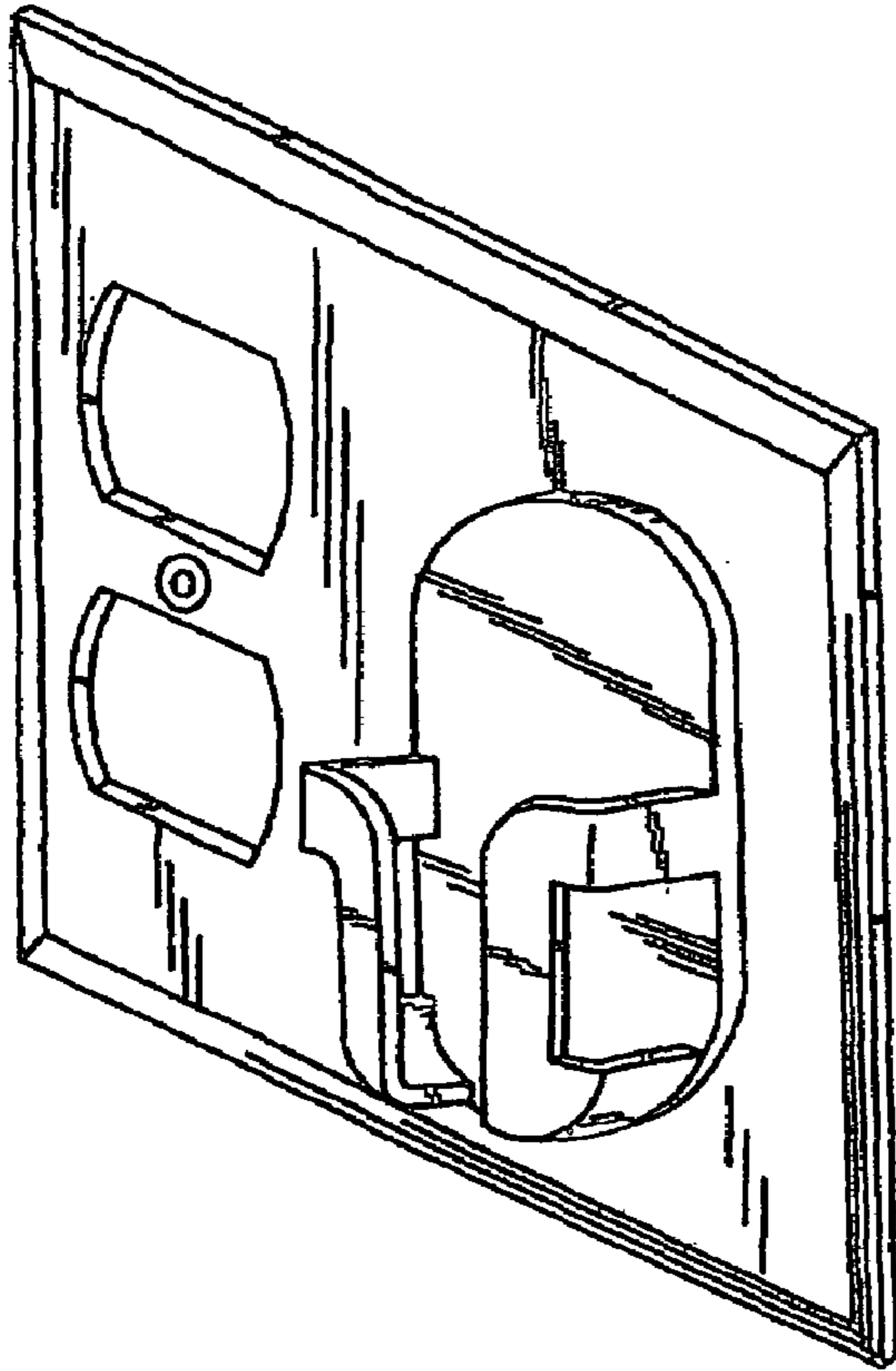


FIG. 1

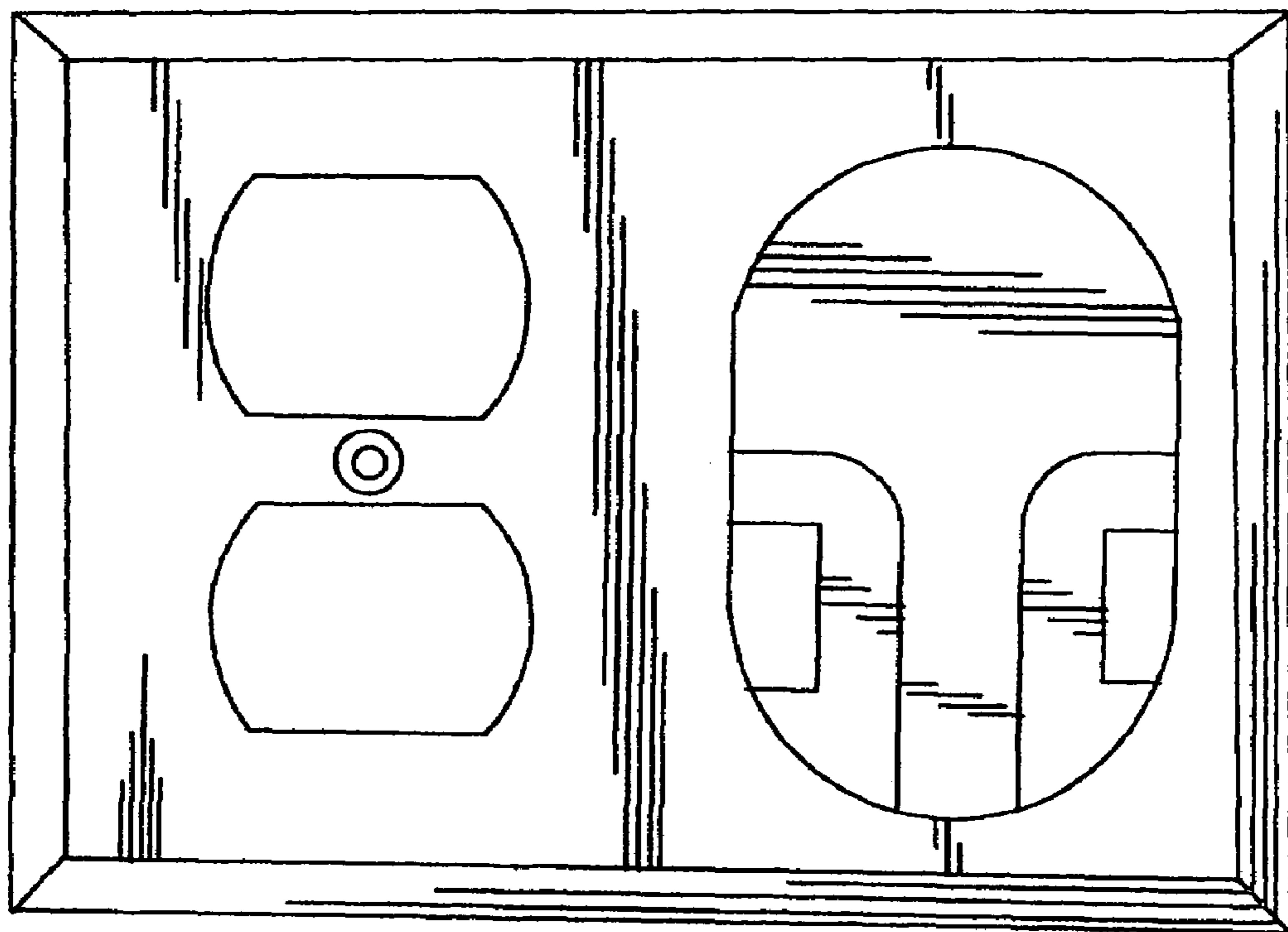


FIG. 2

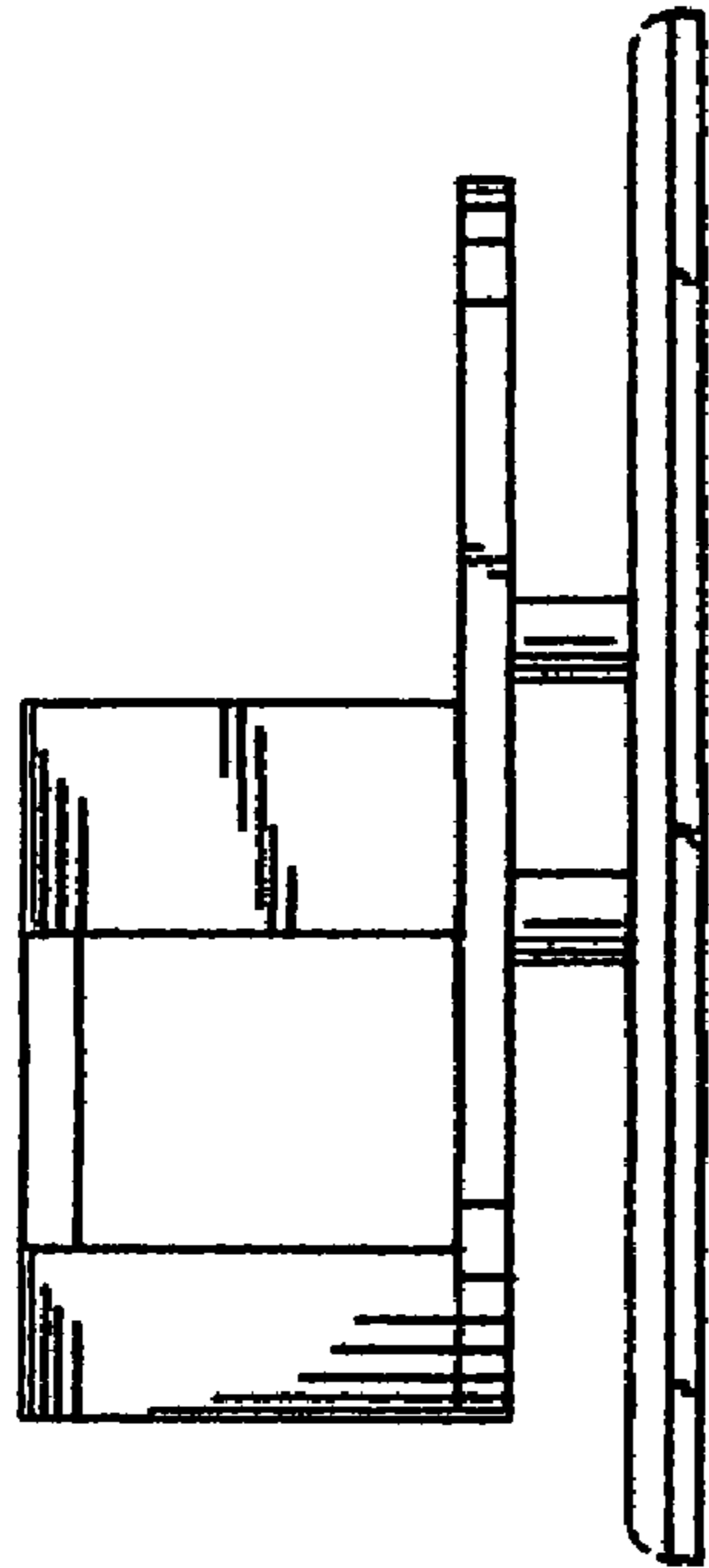


FIG. 3




FIG. 4




FIG. 5