



US00D549164S

(12) **United States Design Patent**  
**Kantura, III et al.**

(10) **Patent No.:** **US D549,164 S**

(45) **Date of Patent:** **\*\* Aug. 21, 2007**

(54) **TIRE TREAD**

(75) Inventors: **John Joseph Kantura, III**, Streetsboro, OH (US); **Paul Bryan Maxwell**, Kent, OH (US); **Karl Eric Sundkvist**, Akron, OH (US); **Samuel Patrick Landers**, North Canton, OH (US); **Andrew Edward Morrison**, Akron, OH (US); **Leyla Kristen Renner**, North Canton, OH (US); **Charles Joseph Ashton**, Cuyahoga Falls, OH (US); **Theresa Marie Nopper**, Macedonia, OH (US); **Jonathan James Shondel**, Massillon, OH (US); **Michael Stefan Skurich**, Akron, OH (US)

(73) Assignee: **The Goodyear Tire & Rubber Company**, Akron, OH (US)

(\*\*) Term: **14 Years**

(21) Appl. No.: **29/260,699**

(22) Filed: **May 31, 2006**

(51) **LOC (8) Cl.** ..... **12-15**

(52) **U.S. Cl.** ..... **D12/601**

(58) **Field of Classification Search** ..... D12/579,  
D12/586, 587, 588, 590, 599, 600, 601; 152/209.1,  
152/209.12, 209.25

See application file for complete search history.

(56) **References Cited**

**U.S. PATENT DOCUMENTS**

D457,856 S 5/2002 Ochi ..... D12/600

D464,615 S \* 10/2002 Kolowski et al. .... D12/600

D475,009 S \* 5/2003 Ochi ..... D12/600

D517,980 S \* 3/2006 Umstot et al. .... D12/600

D528,068 S \* 9/2006 Umstot et al. .... D12/600

D538,221 S \* 3/2007 Losey et al. .... D12/600

\* cited by examiner

*Primary Examiner*—Robert M. Spear

(74) *Attorney, Agent, or Firm*—Richard B. O’Planick

(57) **CLAIM**

The ornamental design for a tire tread, as shown and described.

**DESCRIPTION**

FIG. 1 is a perspective view of a tire tread showing our new design, it being understood that the pattern repeats uniformly throughout the circumference of the tread;

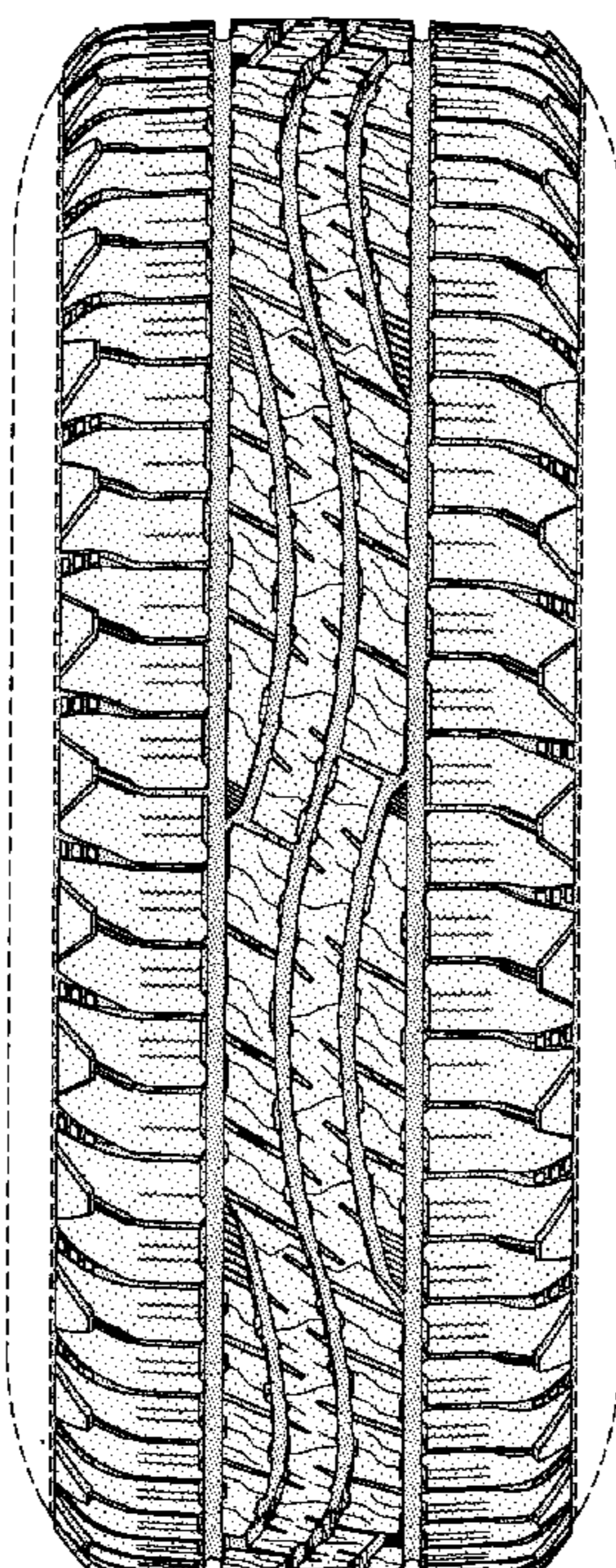
FIG. 2 is a front elevational view thereof;

FIG. 3 is a right side elevational view thereof; the other side being identical thereto; and,

FIG. 4 is an enlarged fragmentary front elevational view thereof.

In the drawings, the broken lines defining the sidewall, inner bead and the peripheral boundary between the tire tread and the sidewall are for illustrative purposes only and form no part of the claimed design.

**1 Claim, 4 Drawing Sheets**



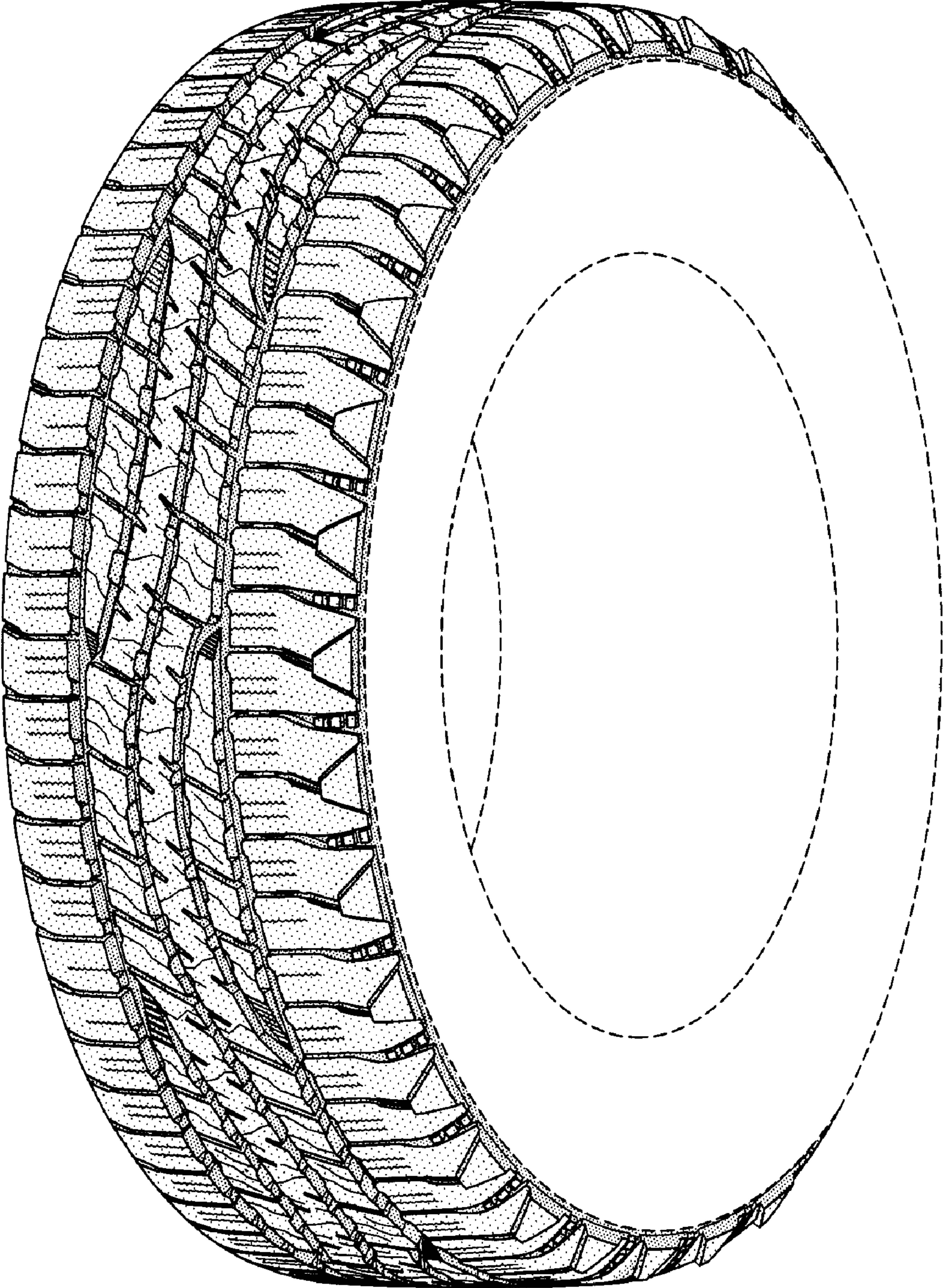


FIG-1



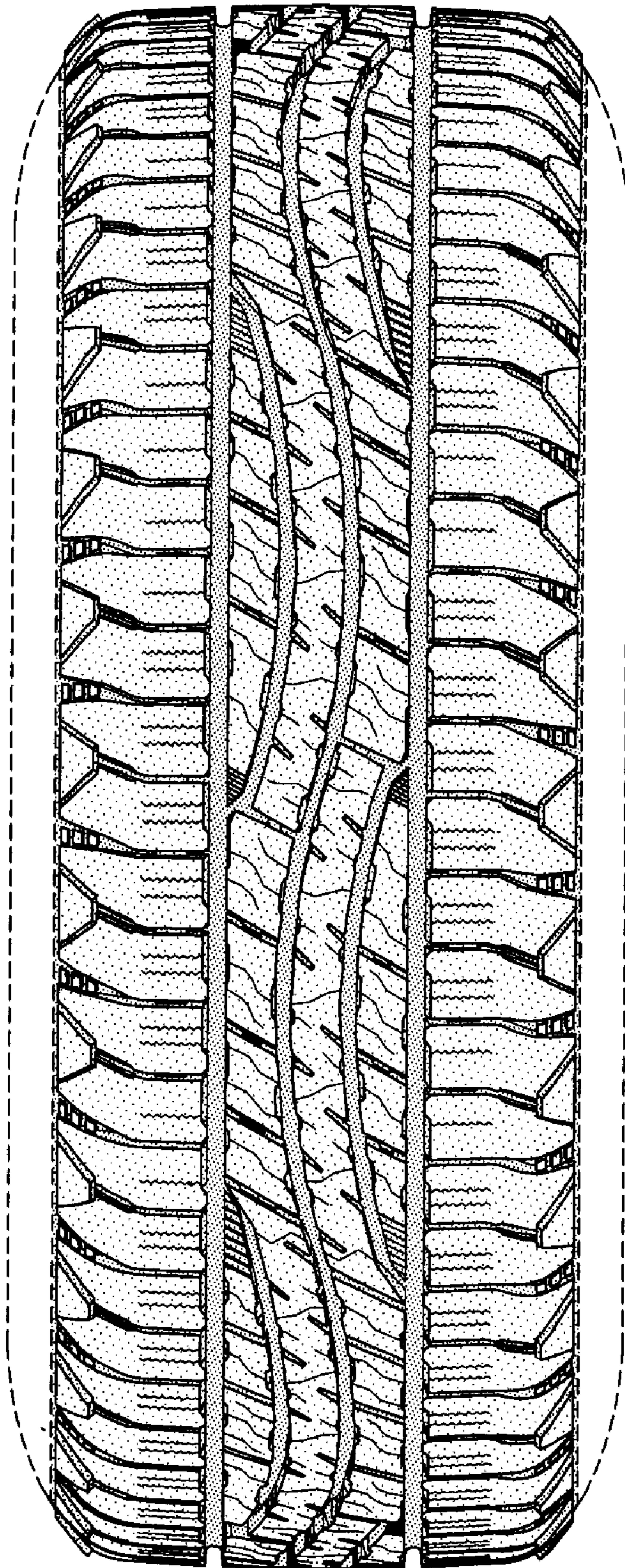


FIG-2




FIG-3



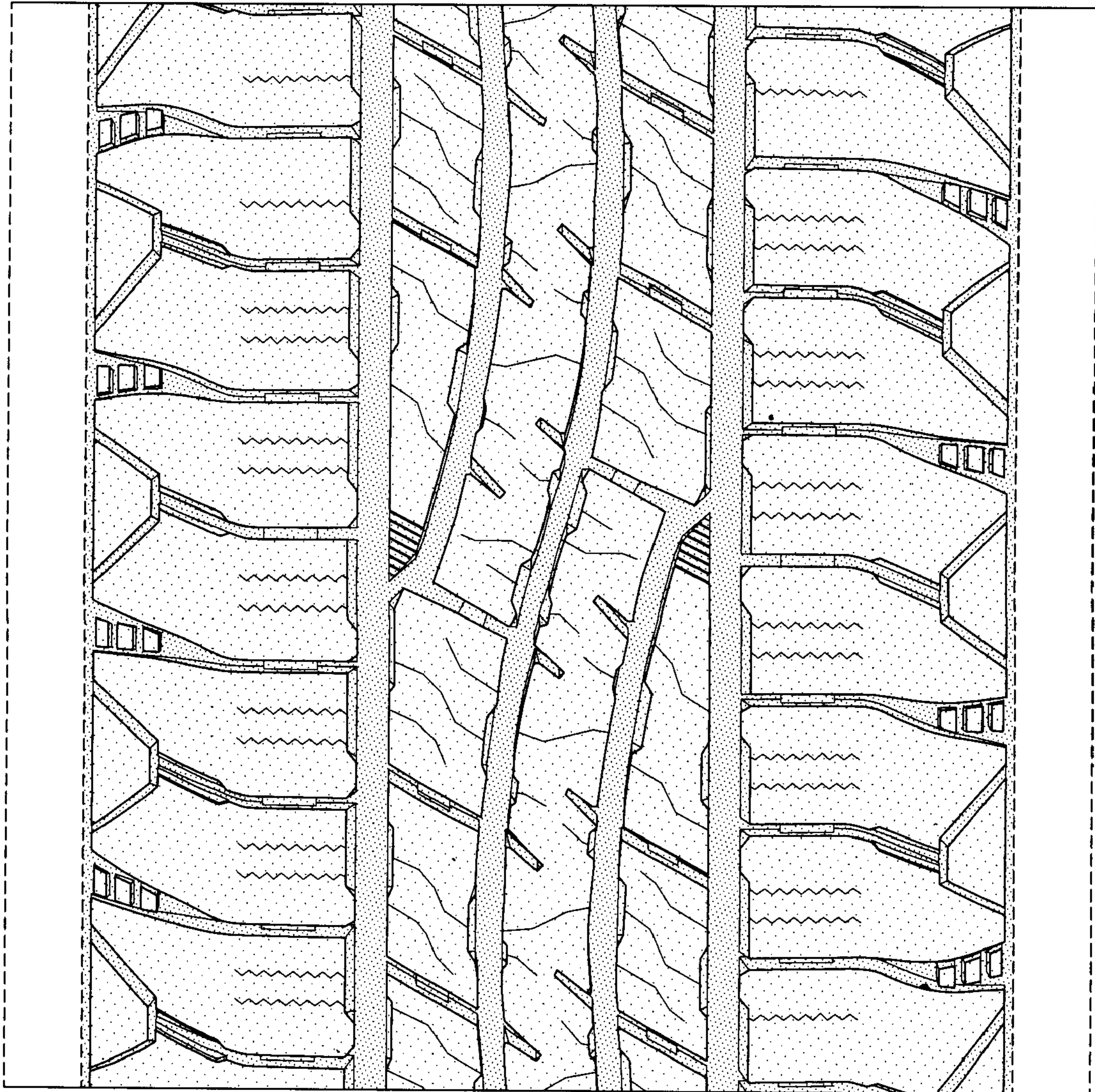


FIG-4