



US00D549140S

(12) **United States Design Patent**
Lupescu

(10) **Patent No.:** **US D549,140 S**

(45) **Date of Patent:** **** Aug. 21, 2007**

(54) **DECORATIVE GEARSHIFT KNOB**

Primary Examiner—Melody N. Brown

(76) **Inventor:** **Vasile Lupescu**, 3933 W. Jordan St.,
Springfield, MO (US) 65802

(57) **CLAIM**

(**) **Term:** **14 Years**

I claim, the ornamental design for a decorative gearshift knob, as shown and described.

(21) **Appl. No.:** **29/266,654**

DESCRIPTION

(22) **Filed:** **Sep. 26, 2006**

FIG. 1 is a front elevational view of the decorative gearshift knob showing my new design;

(51) **LOC (8) Cl.** **12-16**

FIG. 2 is a rear elevational view of the decorative gearshift knob thereof;

(52) **U.S. Cl.** **D12/179**

(58) **Field of Classification Search** D12/179;
D8/303; 74/475, 489, 523, 473.1

FIG. 3 is a left-side elevational view of the decorative gearshift knob thereof;

See application file for complete search history.

FIG. 4 is right side view of the decorative gearshift knob thereof;

(56) **References Cited**

U.S. PATENT DOCUMENTS

D300,023 S * 2/1989 DeRamus, Jr. D12/179

FIG. 5 is a top plan view of the decorative gearshift knob thereof; and,

D473,501 S * 4/2003 Yoshida et al. D12/179

FIG. 6 is a bottom plan view of the decorative gearshift knob thereof.

D510,061 S * 9/2005 Woods D12/179

* cited by examiner

1 Claim, 5 Drawing Sheets




FIG. 1




FIG. 2




FIG. 3





FIG. 4



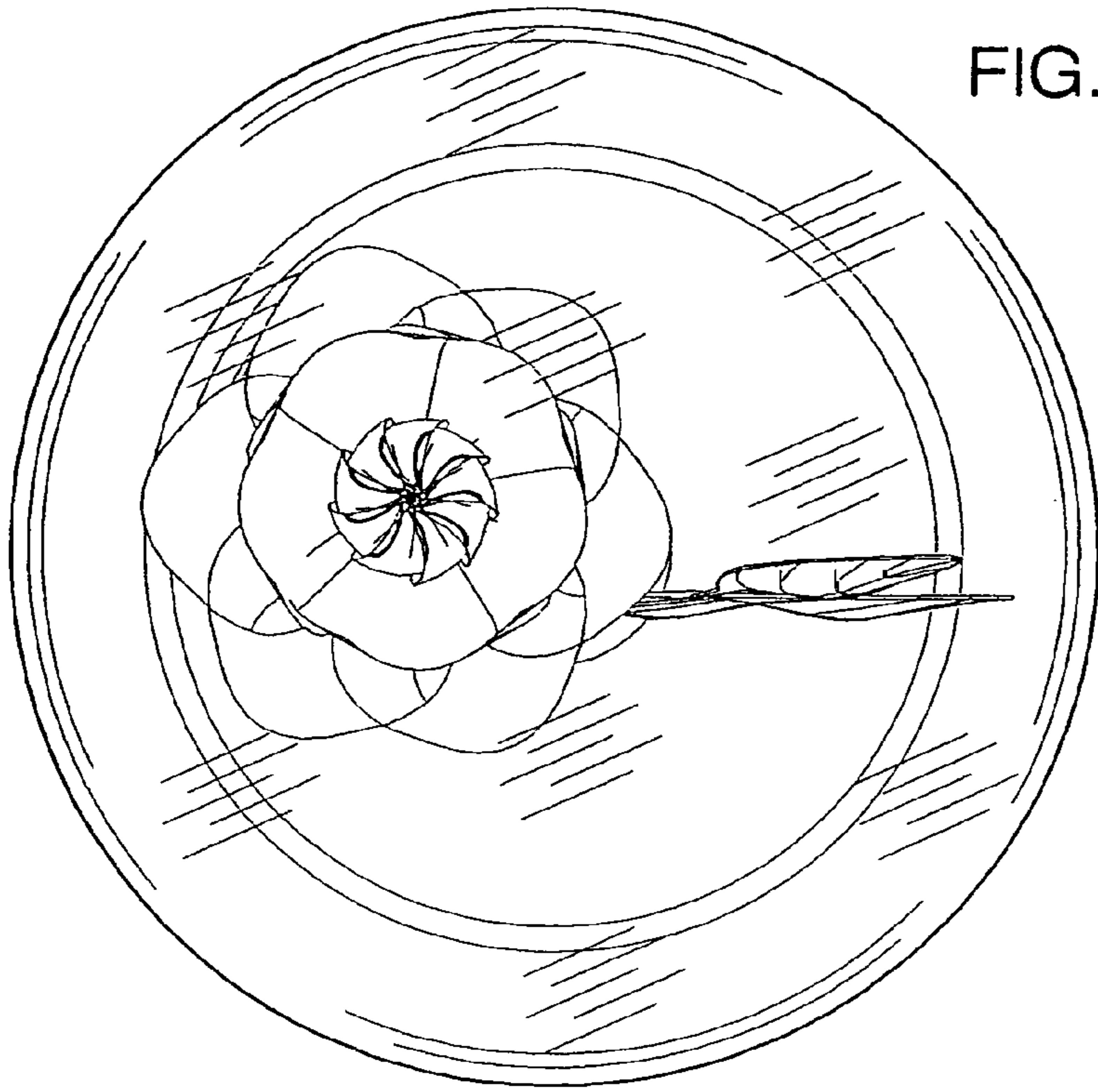


FIG. 5

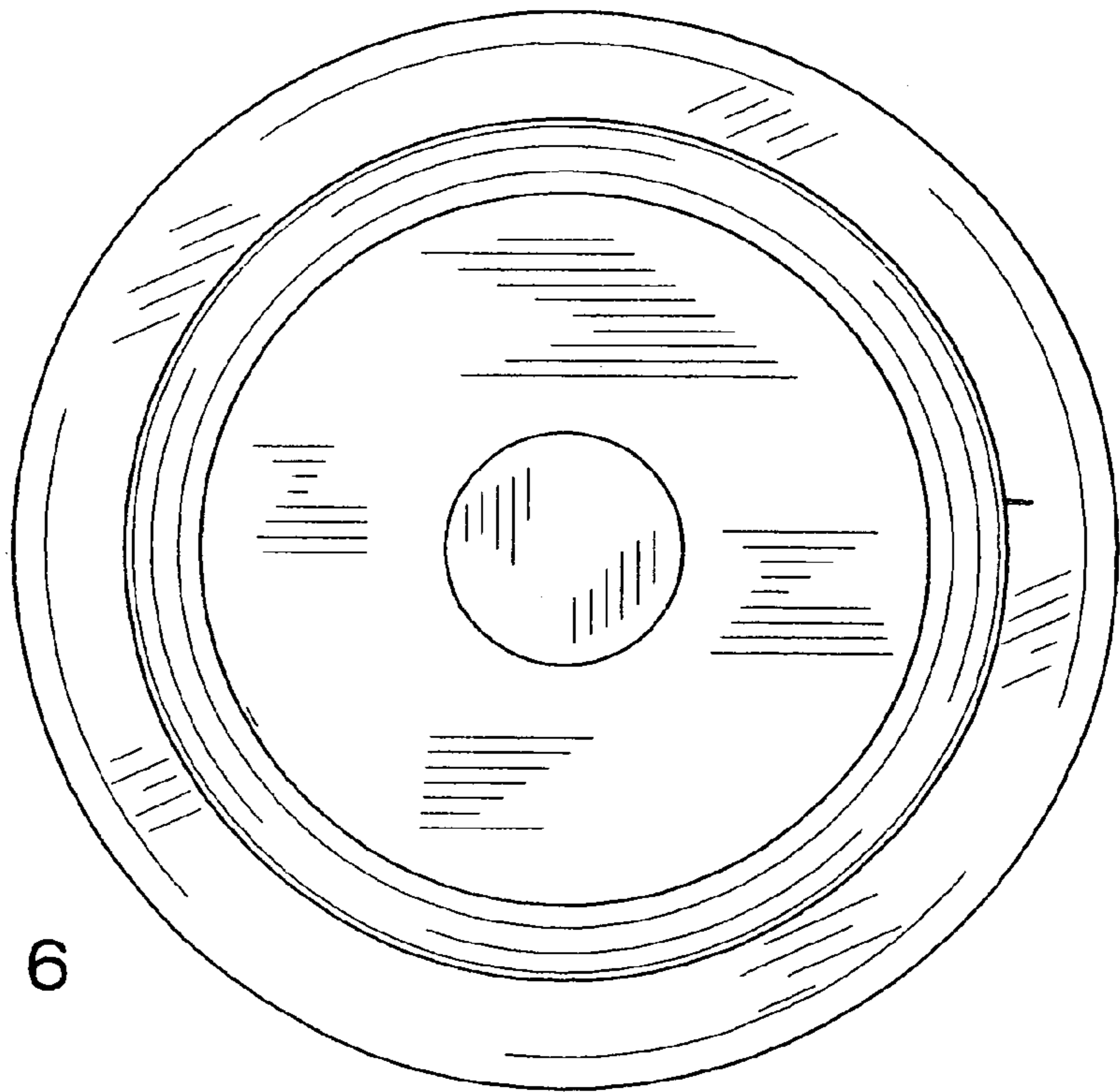


FIG. 6