



US00D549130S

(12) **United States Design Patent**
Steiger et al.

(10) **Patent No.:** **US D549,130 S**

(45) **Date of Patent:** **** Aug. 21, 2007**

(54) **PLUSH ADVENT TREE**

(74) *Attorney, Agent, or Firm*—Fish & Richardson P.C.

(75) Inventors: **Therese F. Steiger**, Liberty, MO (US);
Nancy Short, Roeland Park, KS (US);
Ruth Donikowski, Kansas City, MO
(US); **Kristine Larsen**, Prairie Village,
KS (US); **Keri Lauderdale Olson**,
Lee's Summit, MO (US); **Tim Staley**,
Lenexa, KS (US)

(57) **CLAIM**

The ornamental design for a plush advent tree, as shown and described.

(73) Assignee: **Hallmark Cards, Incorporated**,
Kansas City, MO (US)

DESCRIPTION

(**) Term: **14 Years**

FIG. 1 is a perspective view of a first embodiment of a three-dimensional plush advent tree in accordance with our new design, the removable holiday ornaments shown in broken lines for illustrative purposes only and form no part of the claimed design.

(21) Appl. No.: **29/243,854**

FIG. 2 is a front view of the plush advent tree of FIG. 1.

(22) Filed: **Dec. 1, 2005**

FIG. 3 is a rear view of the plush advent tree of FIG. 1.

Related U.S. Application Data

(62) Division of application No. 29/212,779, filed on Sep. 8, 2004, now Pat. No. Des. 528,037.

FIG. 4 is a left side view of the plush advent tree of FIG. 1.

(51) **LOC (8) Cl.** **11-05**

(52) **U.S. Cl.** **D11/118; D11/121; D11/125;**
D19/20; D19/24

FIG. 5 is a right side view of the plush advent tree of FIG. 1.

(58) **Field of Classification Search** **D11/117,**
D11/118, 121, 125, 130, 130.1; D19/20–25;
428/18–20, 7; 47/40.5; 40/107
See application file for complete search history.

FIG. 6 is a top plan view of the plush advent tree of FIG. 1.
FIG. 7 is a bottom plan view of the plush advent tree of FIG. 1.

(56) **References Cited**

U.S. PATENT DOCUMENTS

1,853,164 A * 4/1932 Block 362/134
D95,468 S * 4/1935 Van Marter D11/118

FIG. 8 is a perspective view of a second embodiment of a plush advent tree in accordance with our new design, the removable holiday ornaments shown in broken lines for illustrative purposes only and forms no part of the claimed design.

FIG. 9 is a front view of the plush advent tree of FIG. 8.

FIG. 10 is a rear view of the plush advent tree of FIG. 8.

FIG. 11 is a left side view of the plush advent tree of FIG. 8.

(Continued)

FOREIGN PATENT DOCUMENTS

DE 3 737 971 5/1989

OTHER PUBLICATIONS

Casual Living Holiday II Catalog, 2001, 6 pages.

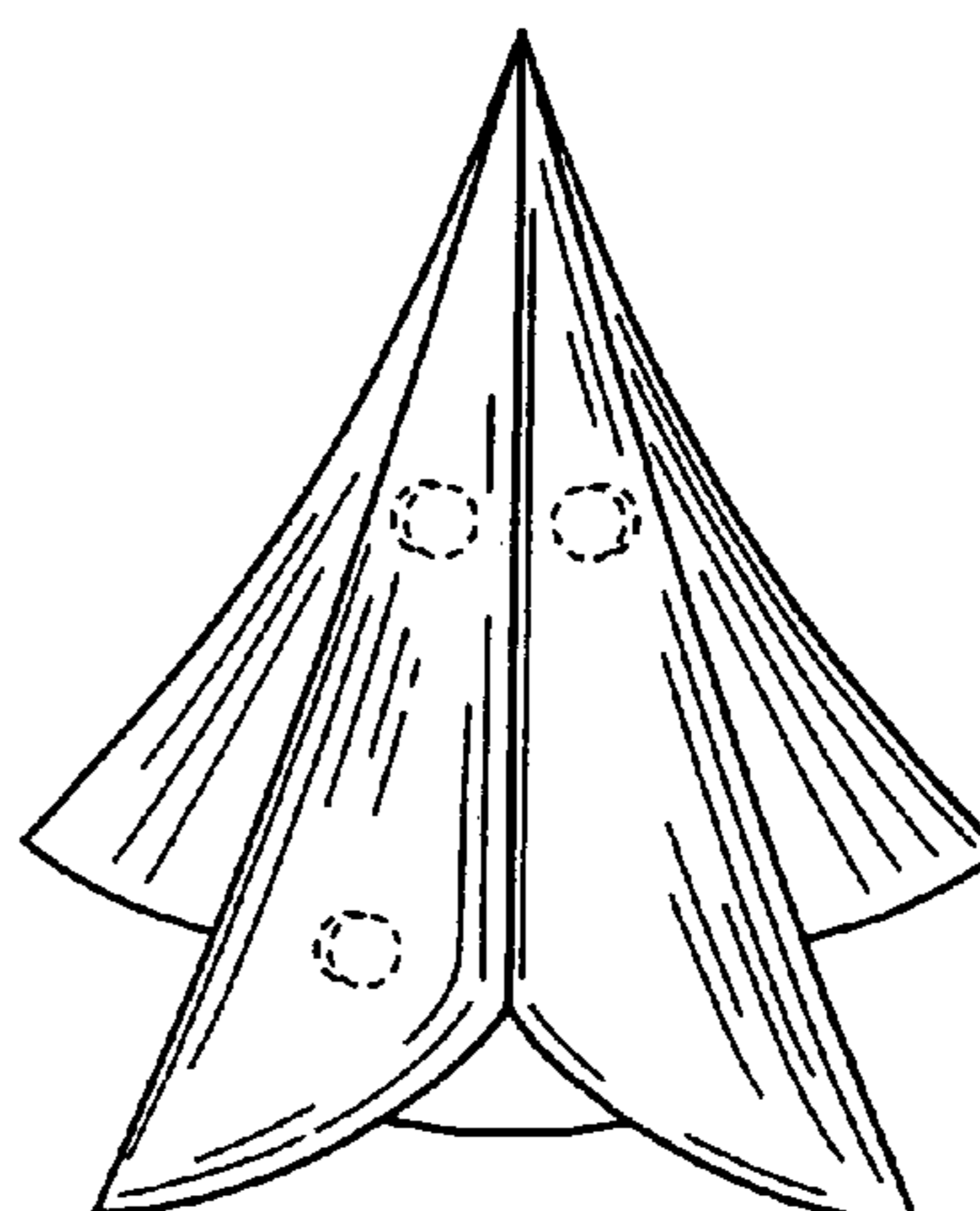
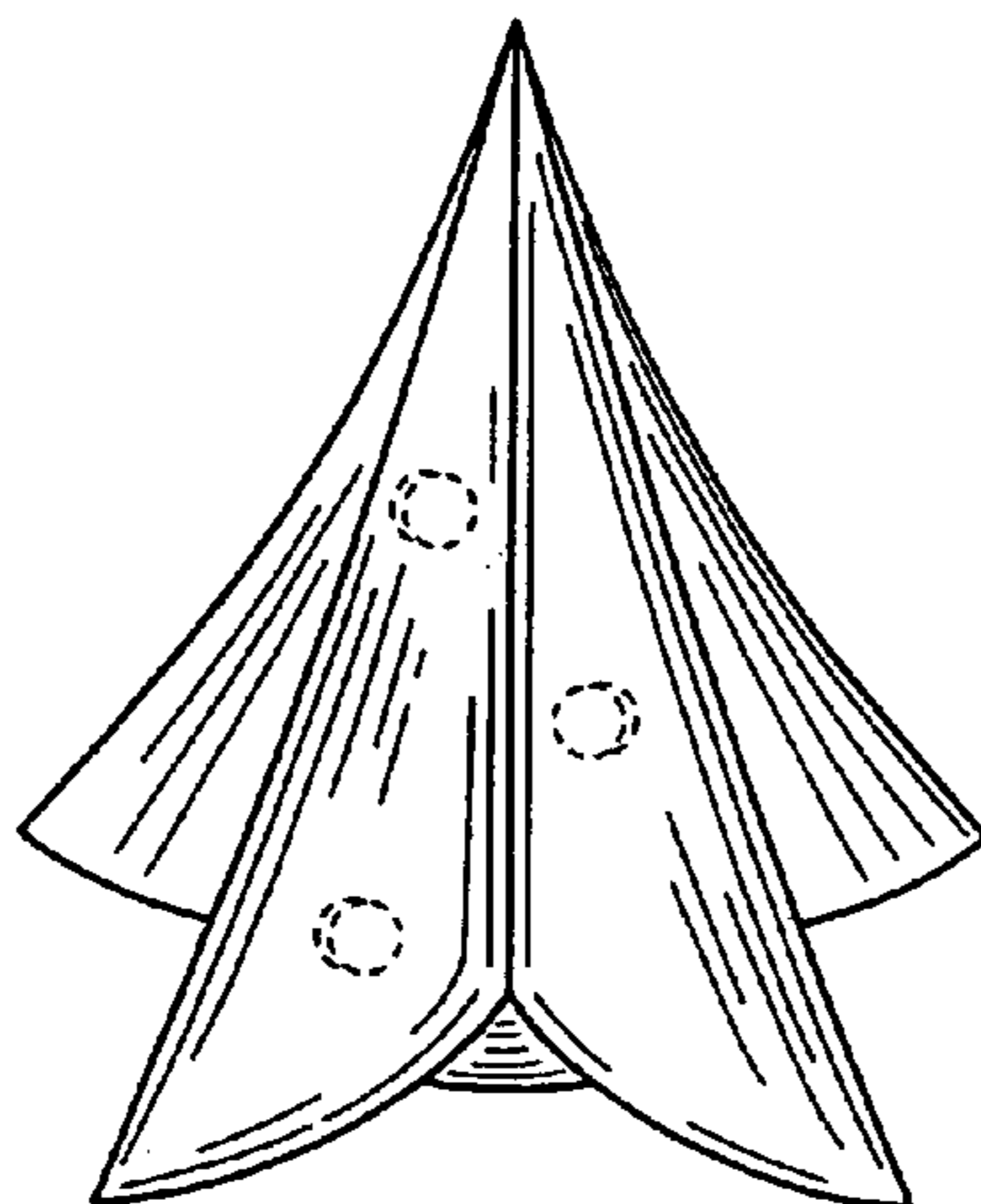
FIG. 12 is a right side view of the plush advent tree of FIG. 8.

FIG. 13 is a top view of the plush advent tree of FIG. 8; and,

FIG. 14 is a bottom view of the plush advent tree of FIG. 8.

Primary Examiner—Dominic Simone

1 Claim, 4 Drawing Sheets



US D549,130 S

Page 2

U.S. PATENT DOCUMENTS

D97,891 S *	12/1935	Baur	D11/118	4,939,004 A	7/1990	Fuss	
D99,833 S *	5/1936	Siemund	D11/118	4,975,061 A	12/1990	Avrill	
2,149,968 A *	3/1939	Kranz et al.	428/7	5,058,296 A *	10/1991	Notzel 40/107
2,171,116 A *	8/1939	Muldoon	428/18	5,071,098 A	12/1991	Aldridge	
2,203,016 A *	6/1940	Hahn, Jr. et al.	428/7	D327,232 S *	6/1992	Winn D11/118
D124,036 S *	12/1940	Kranz et al.	D11/118	D349,359 S *	8/1994	McLaughlin, II D11/118
D142,323 S *	8/1945	Judd	D11/118	D354,252 S *	1/1995	Smith et al. D11/118
2,440,062 A	4/1948	Allen			D386,111 S	11/1997	Kinsey	
D165,732 S *	1/1952	Anderson	D11/118	D387,699 S *	12/1997	Chen D11/118
2,587,788 A *	3/1952	Tacy	47/40.5	D406,787 S *	3/1999	Kan D11/118
2,732,646 A *	1/1956	James	428/20	D413,831 S *	9/1999	Grounds D11/118
D184,055 S *	12/1958	Johnson	D20/19	5,983,542 A	11/1999	Chen	
2,914,871 A	12/1959	Smith et al.			D435,479 S *	12/2000	Gansbuehler D11/118
3,219,512 A *	11/1965	Kovacevic	428/12	6,280,200 B1	8/2001	Cunningham	
D203,446 S *	1/1966	Napier	D11/118	D456,303 S *	4/2002	Bunch D11/125
3,544,783 A *	12/1970	Williams, Sr.	428/20	D458,407 S *	6/2002	Yu D26/127
D224,610 S *	8/1972	Dustman	D11/118	D472,844 S *	4/2003	Chi D11/125
D232,947 S *	9/1974	Christiansen	D11/118	6,581,310 B1 *	6/2003	Ferrier 40/107
4,435,452 A *	3/1984	Hernandez et al.	428/17	D486,754 S *	2/2004	Shiratori et al. D11/125
4,937,107 A *	6/1990	Mirisch, Sr.	428/7				

* cited by examiner

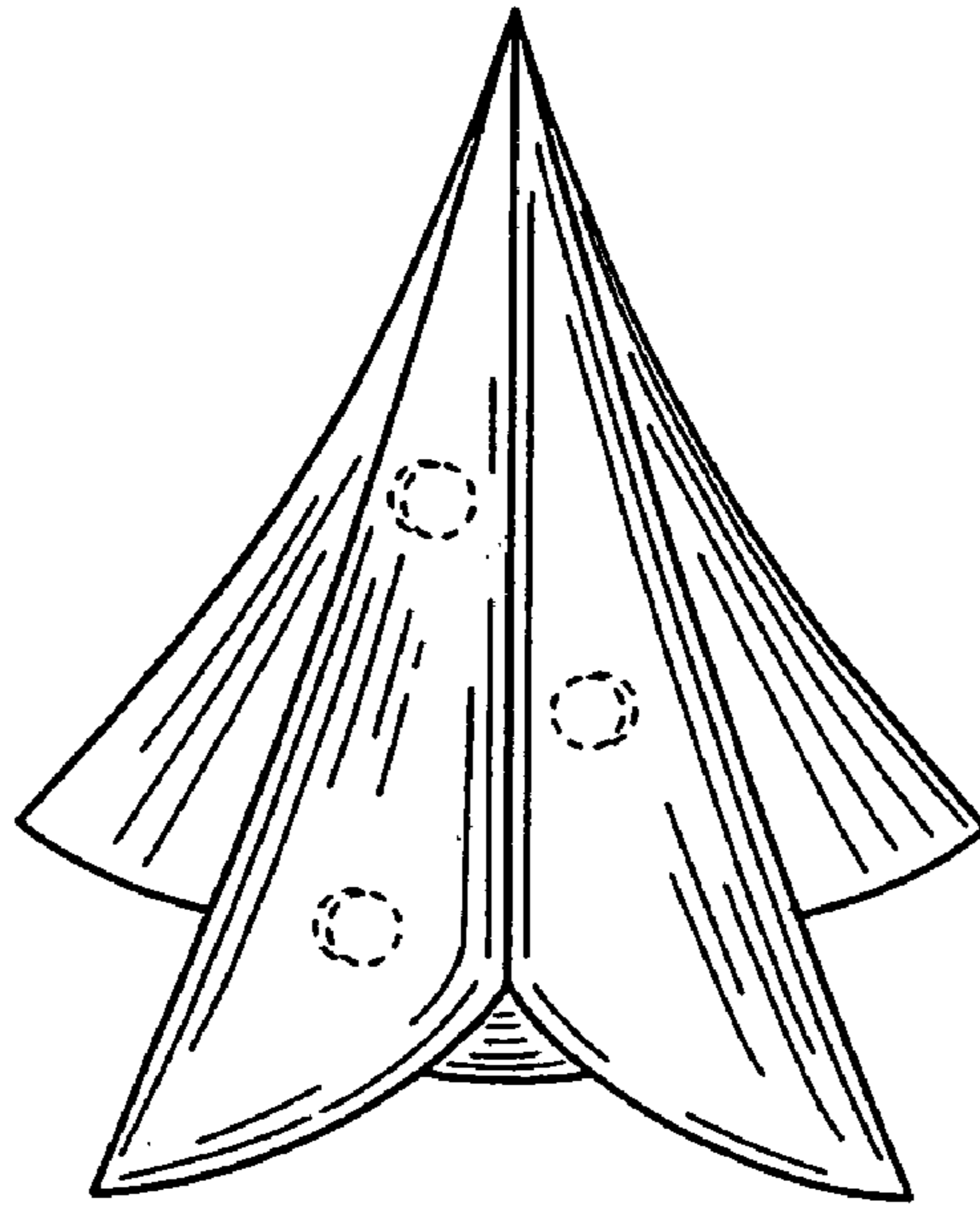


FIG. 1

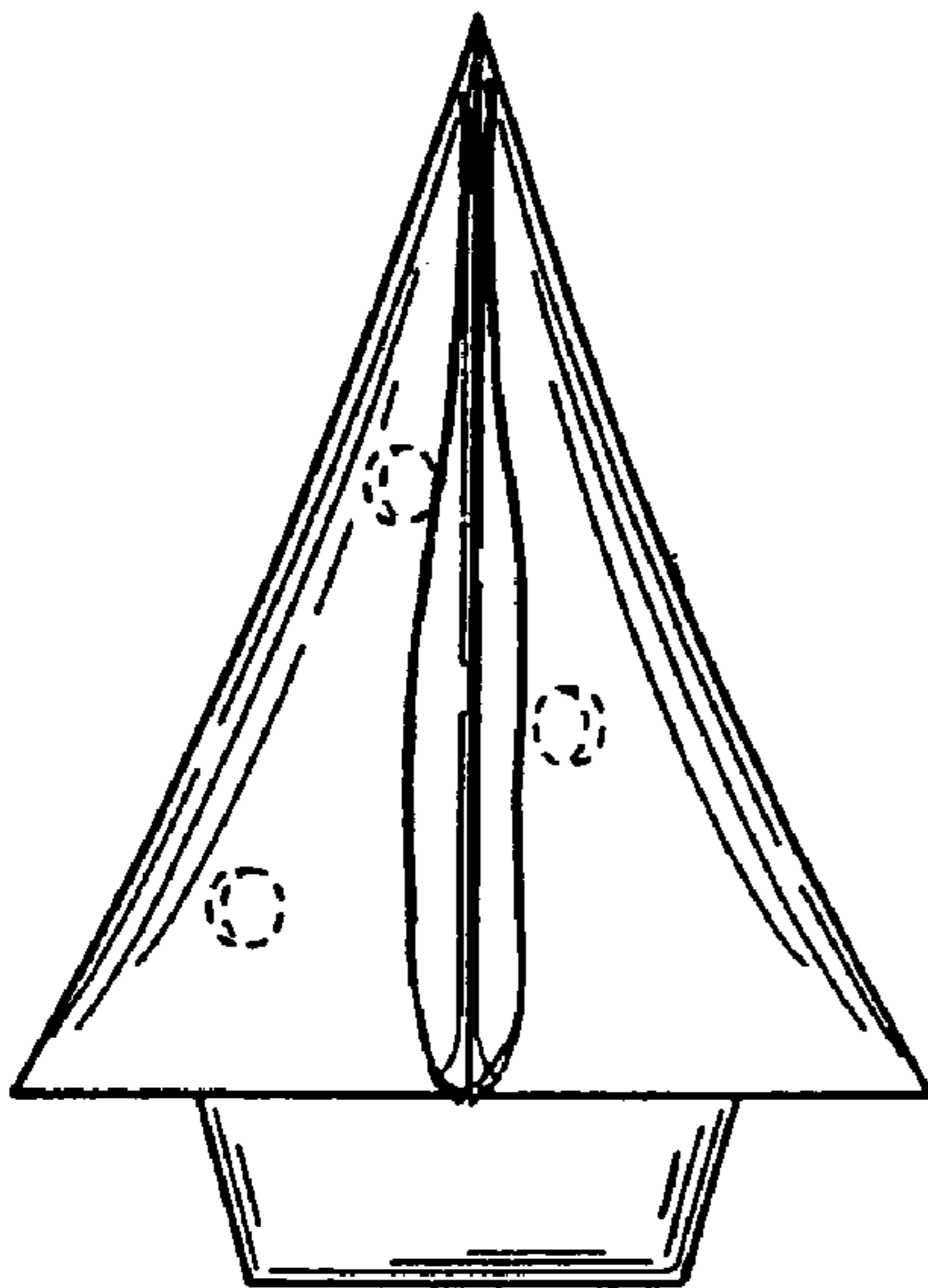


FIG. 2

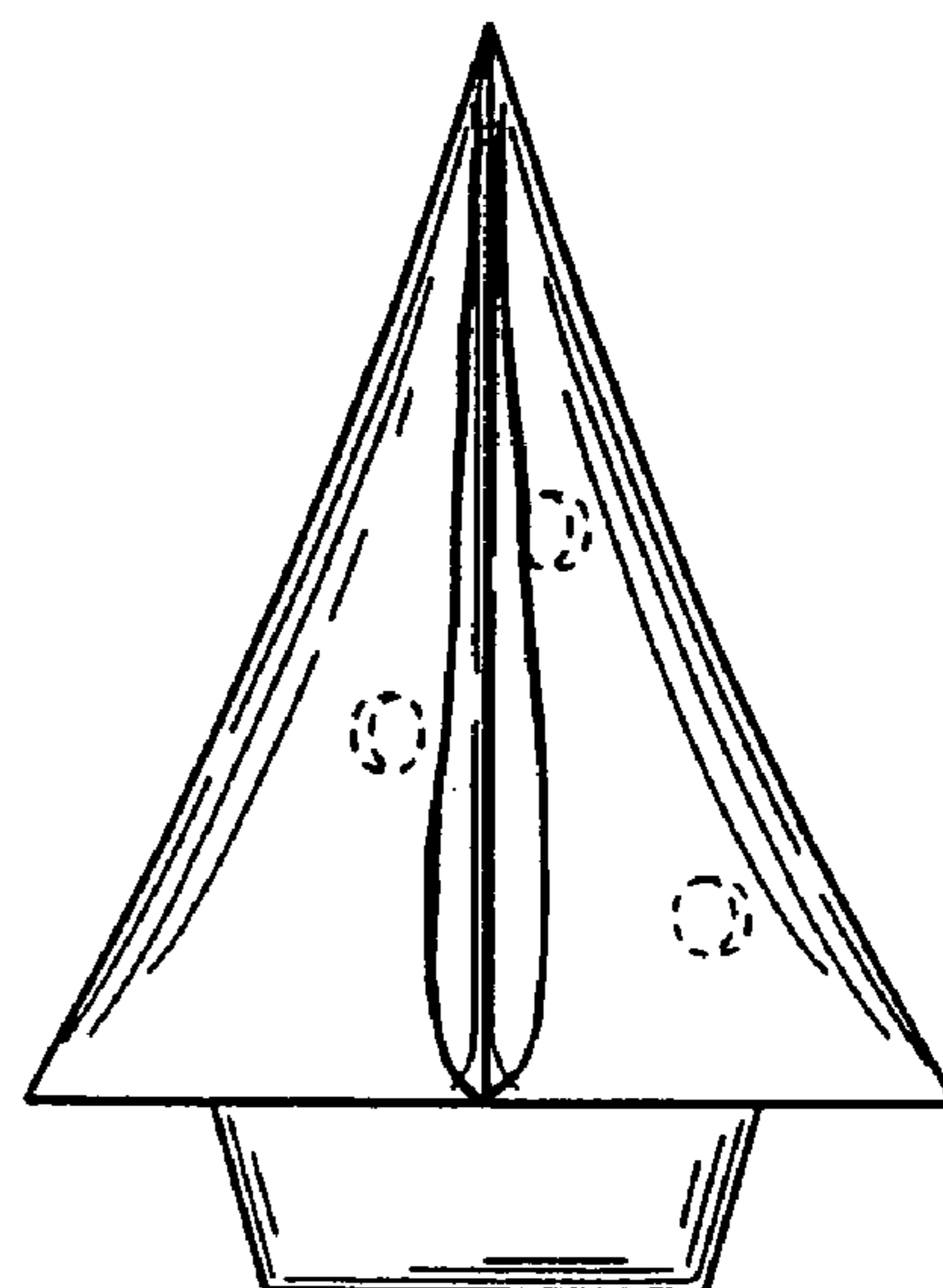


FIG. 3

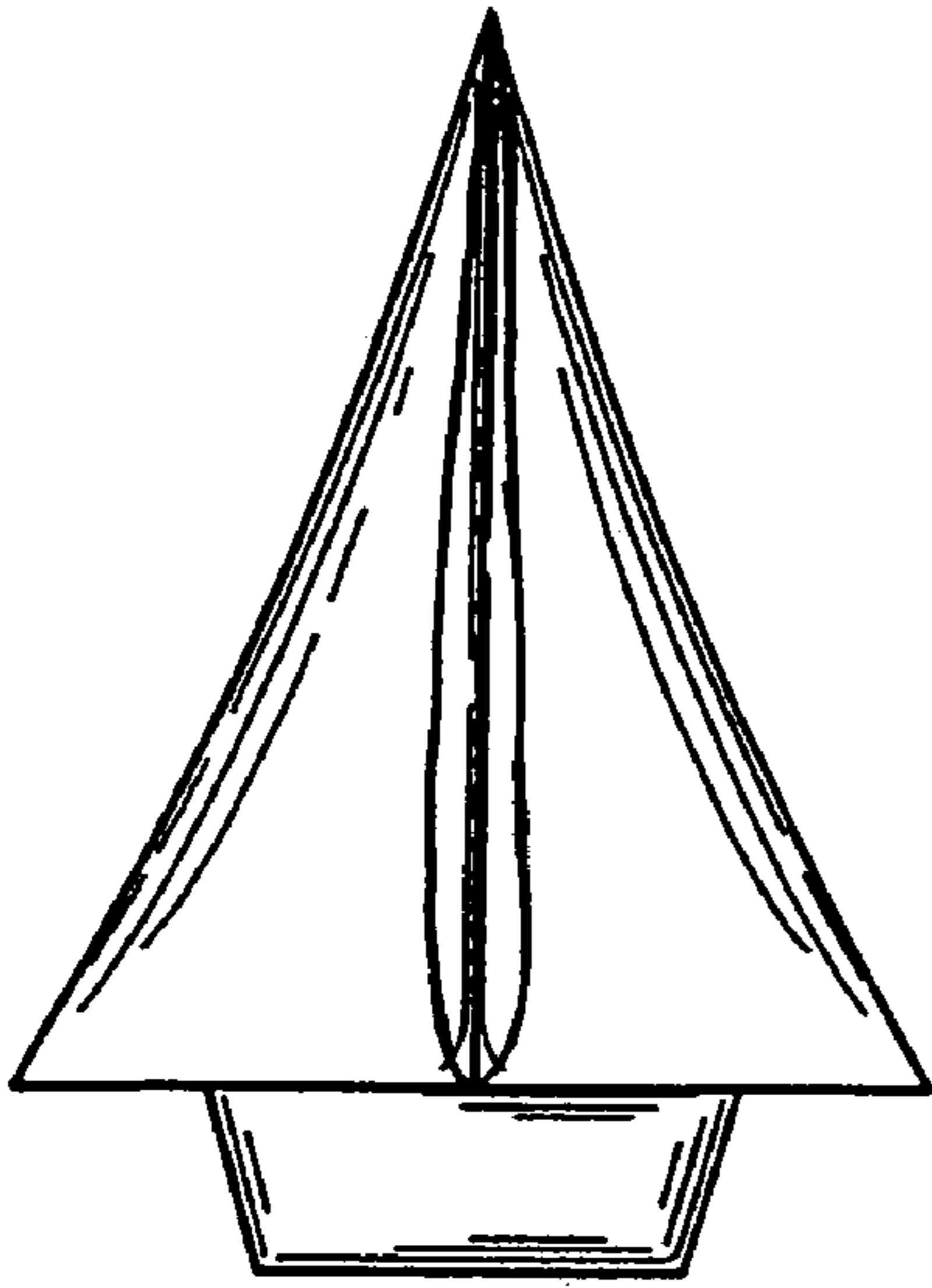


FIG. 4

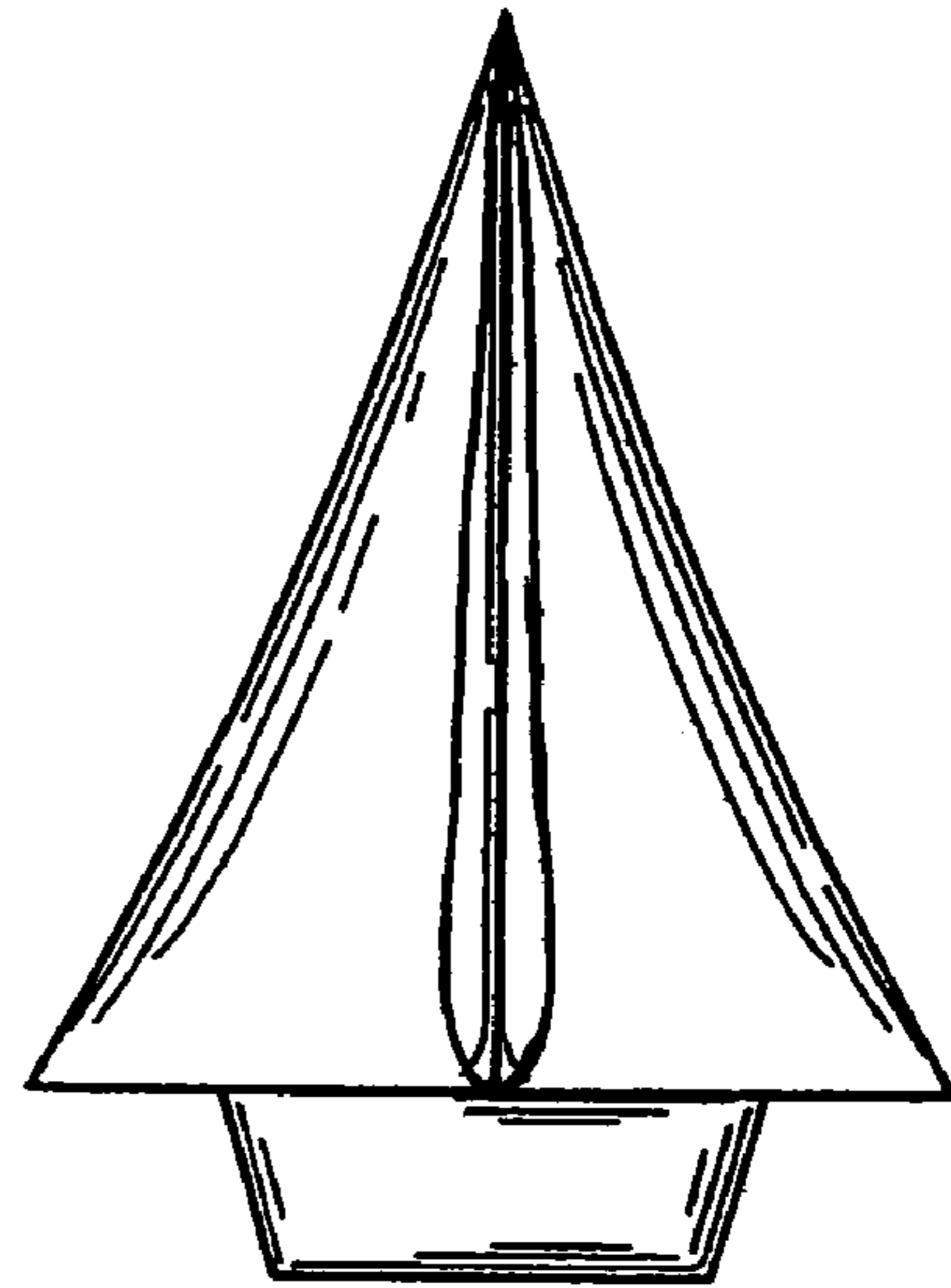


FIG. 5




FIG. 6




FIG. 7

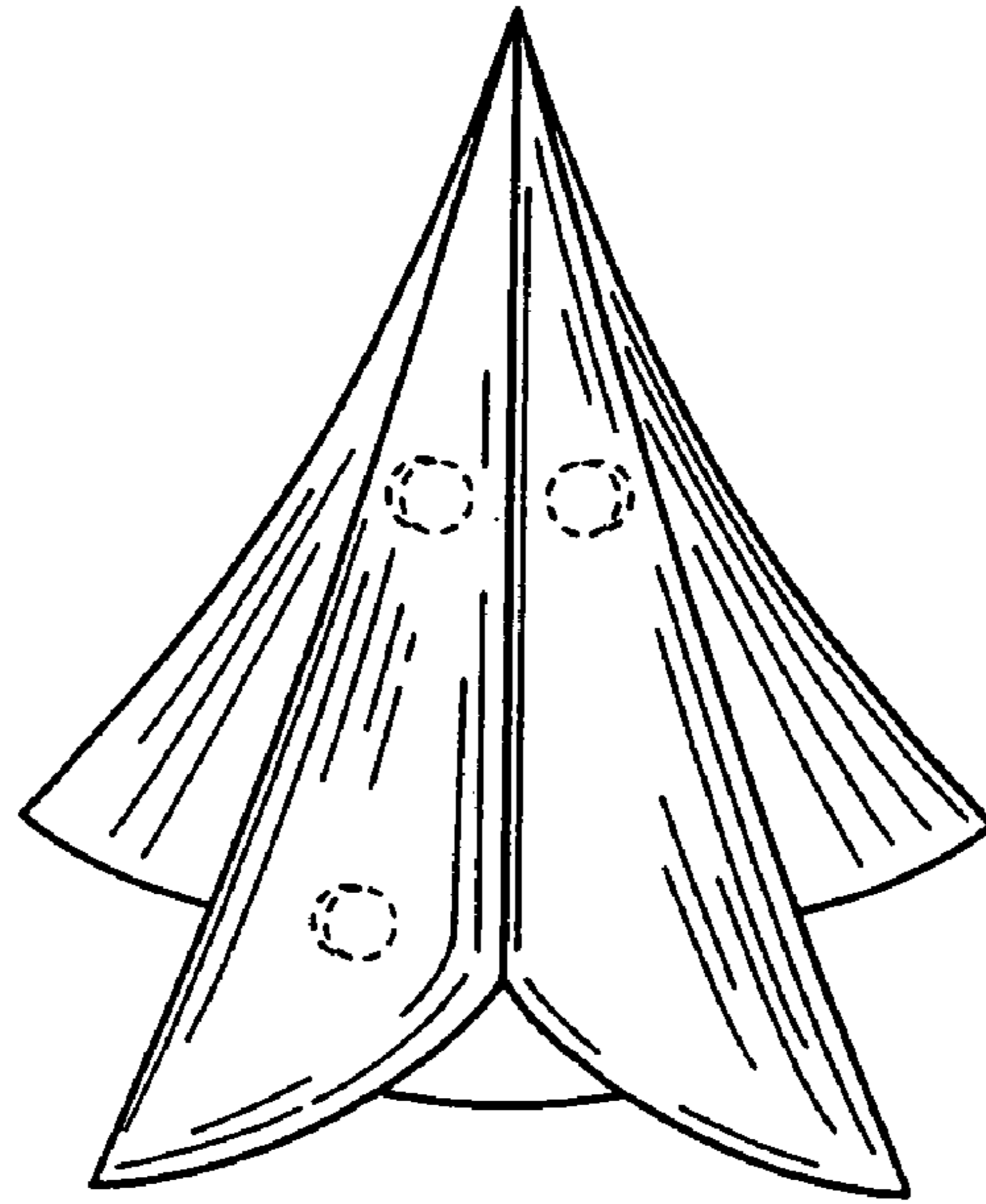


FIG. 8

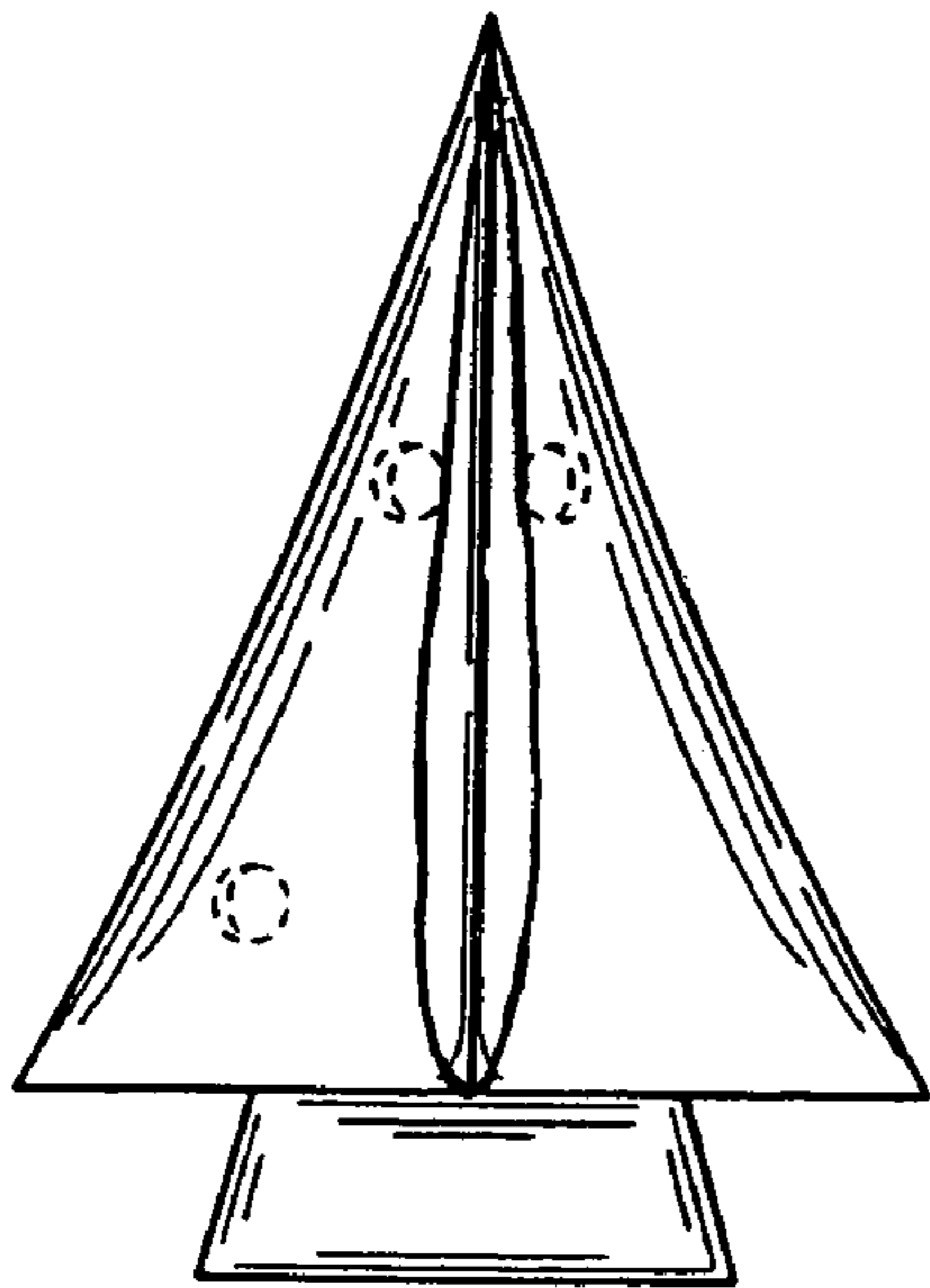


FIG. 9

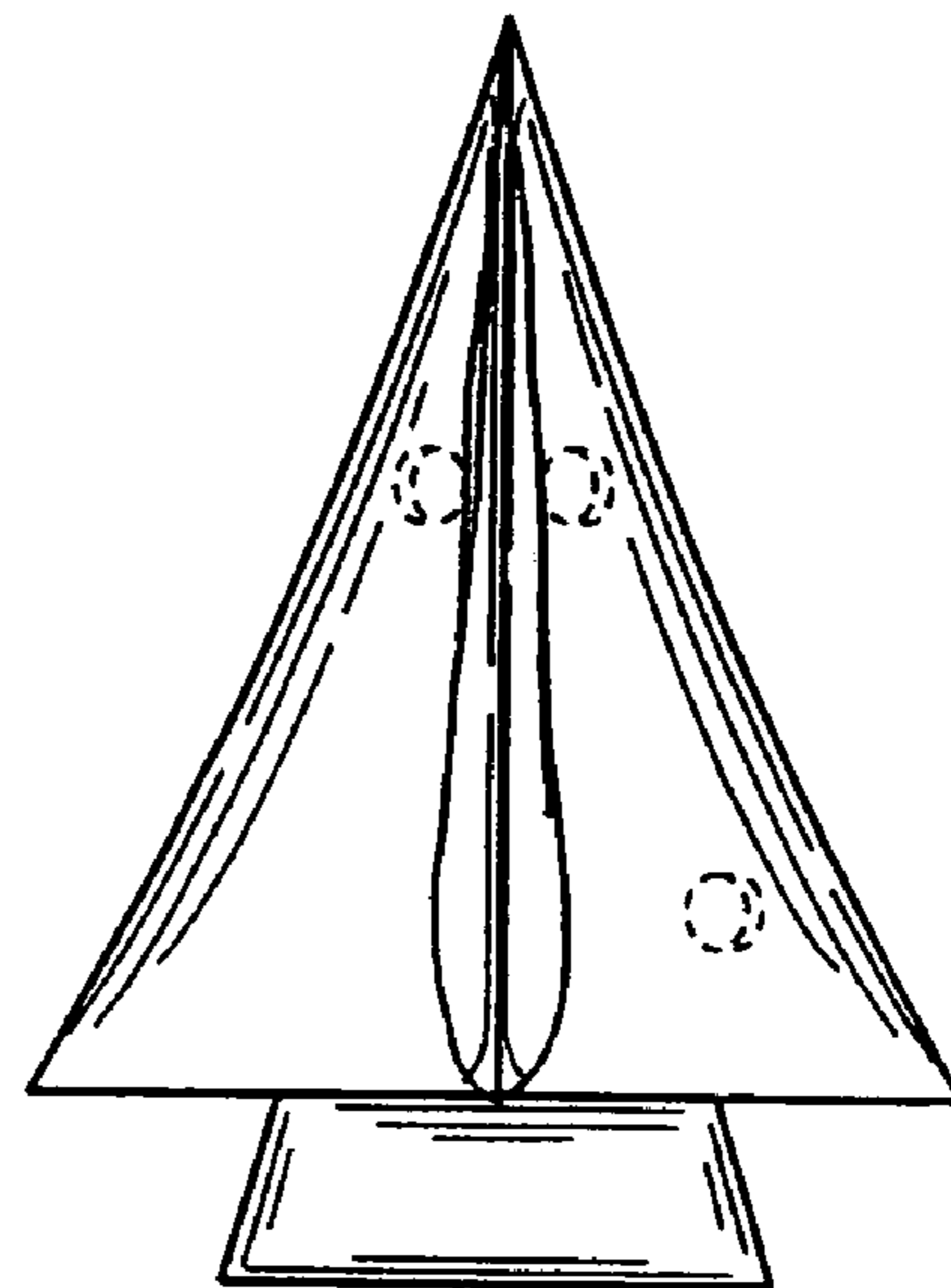


FIG. 10

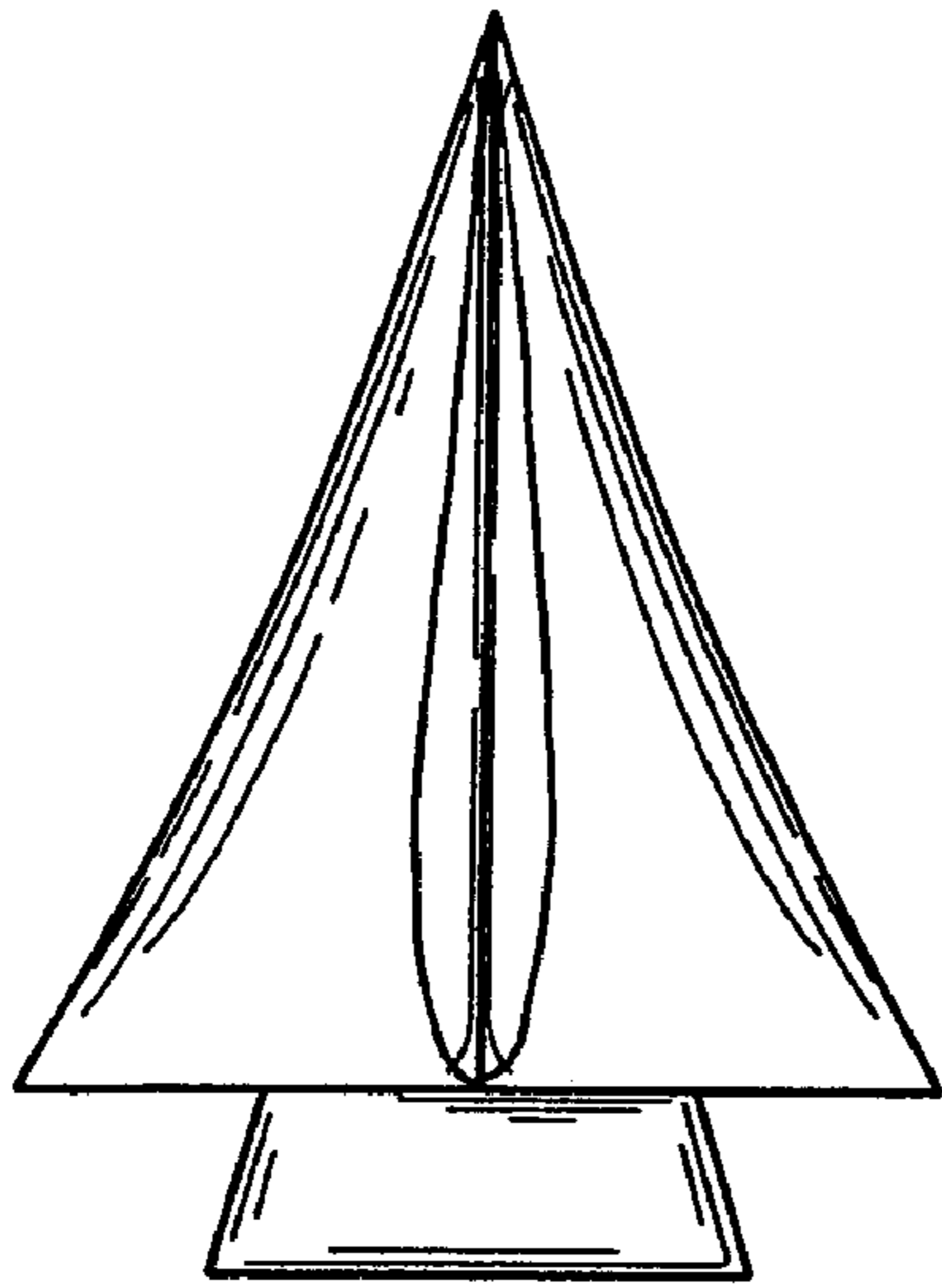


FIG. 11

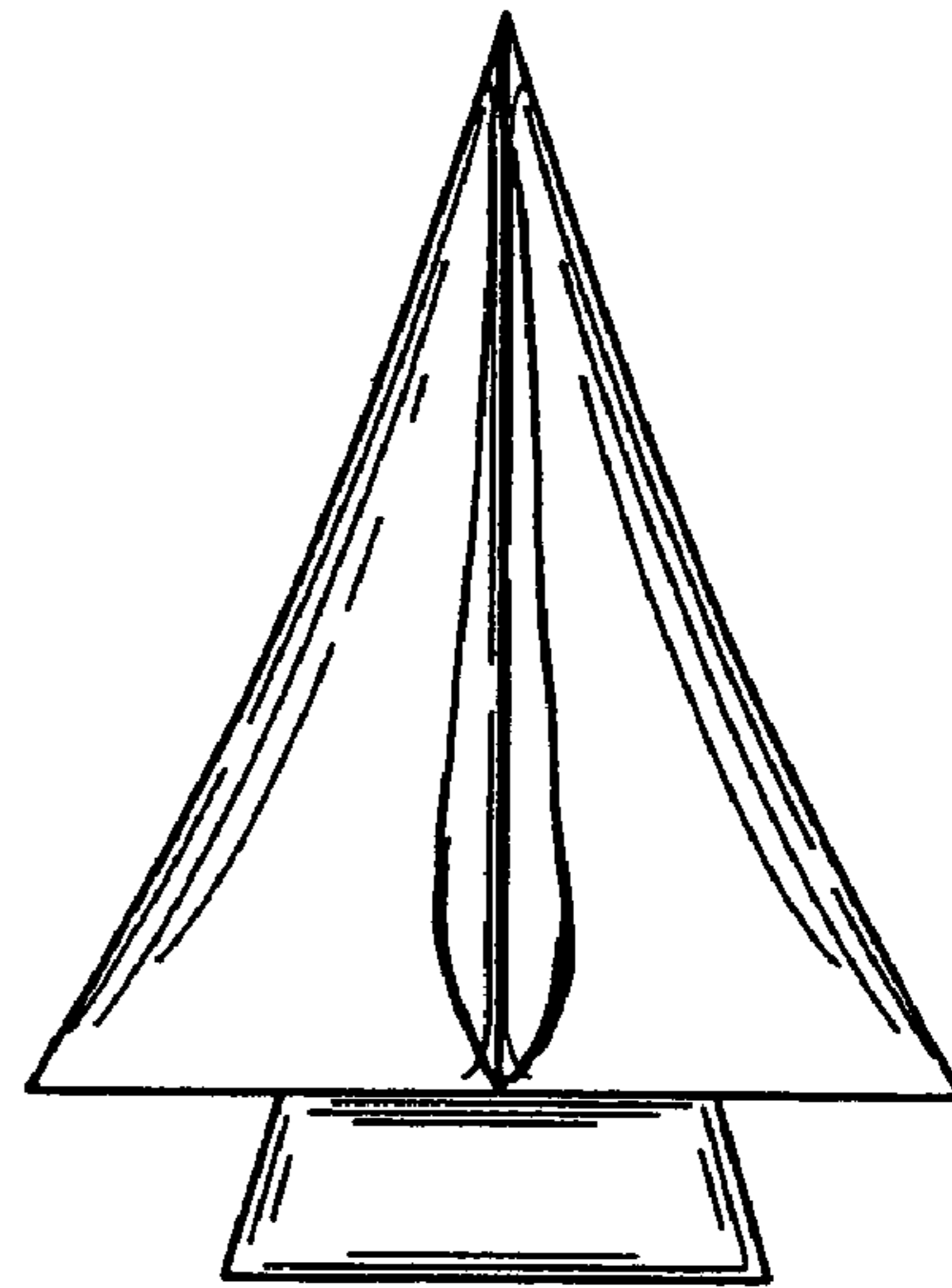


FIG. 12




FIG. 13




FIG. 14

UNITED STATES PATENT AND TRADEMARK OFFICE
CERTIFICATE OF CORRECTION

PATENT NO. : Des. 549,130 S
APPLICATION NO. : 29/243854
DATED : August 21, 2007
INVENTOR(S) : Therese F. Steiger et al.

Page 1 of 1

It is certified that error appears in the above-identified patent and that said Letters Patent is hereby corrected as shown below:

Title Page, Description, FIG. 6, please delete “plan”;

Title Page, Description, FIG. 7, please delete “plan”;

Title Page, Description, FIG. 8, line 4, please delete “forms” and insert --form-- therefor.

Signed and Sealed this

Second Day of September, 2008

A handwritten signature in black ink that reads "Jon W. Dudas". The signature is written in a cursive style with a large, looped initial "J".

JON W. DUDAS

Director of the United States Patent and Trademark Office