



US00D549127S

(12) **United States Design Patent**
Peters, Jr.

(10) **Patent No.:** **US D549,127 S**

(45) **Date of Patent:** **** Aug. 21, 2007**

(54) **NOVELTY PENDANT**

(76) **Inventor:** **James C. Peters, Jr.**, 5454 Tullis Dr.,
New Orleans, LA (US) 70131

(**) **Term:** **14 Years**

(21) **Appl. No.:** **29/247,673**

(22) **Filed:** **Jun. 30, 2006**

(51) **LOC (8) Cl.** **11-01**

(52) **U.S. Cl.** **D11/83**

(58) **Field of Classification Search** D11/1-2,
D11/7, 40-44, 46-49, 53, 56-57, 59-61,
D11/63, 65, 79-83, 86-87, 89-90, 99, 91-92,
D11/101, 106, 114-116, 200-201; 63/1.11,
63/18-20; D3/207-211

See application file for complete search history.

(56) **References Cited**

U.S. PATENT DOCUMENTS

- 5,996,374 A 12/1999 Bardisbanyan
- D431,491 S * 10/2000 Sprawls et al. D11/81
- 6,167,726 B1 1/2001 Kremer
- D442,508 S 5/2001 Torres
- D450,618 S 11/2001 Pollard
- D450,619 S 11/2001 Ambar

- 6,412,304 B1 7/2002 Adelman
- D462,923 S 9/2002 Kilburg
- D463,307 S 9/2002 Charriol
- D470,076 S * 2/2003 Tonne D11/101

* cited by examiner

Primary Examiner—Ralf Seifert

(57) **CLAIM**

The ornamental design for a novelty pendant, as shown and described.

DESCRIPTION

FIG. 1 is a front perspective view of a novelty pendant showing my new design;

FIG. 2 is a right side elevational view thereof;

FIG. 3 is a left side elevational view thereof;

FIG. 4 is a top plan view thereof;

FIG. 5 is a bottom plan view thereof; and,

FIG. 6 is a rear elevational plan view thereof.

The indicia or broken lines shown on the figures are for illustrative purposes only and are hereby disclaimed as forming no part of Applicant's claimed invention.

1 Claim, 6 Drawing Sheets





FIG. 1

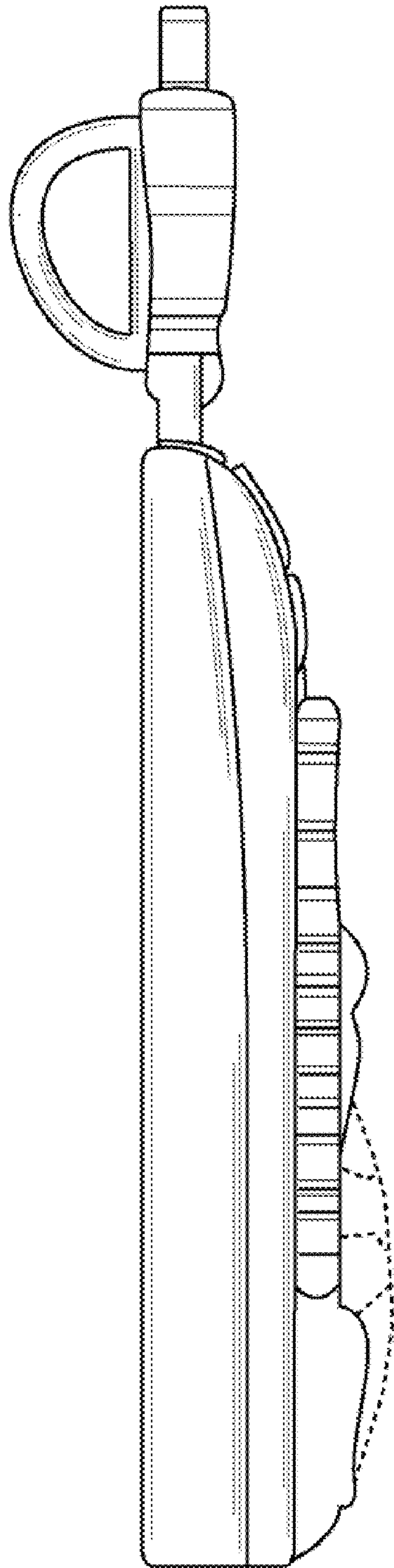


FIG. 2

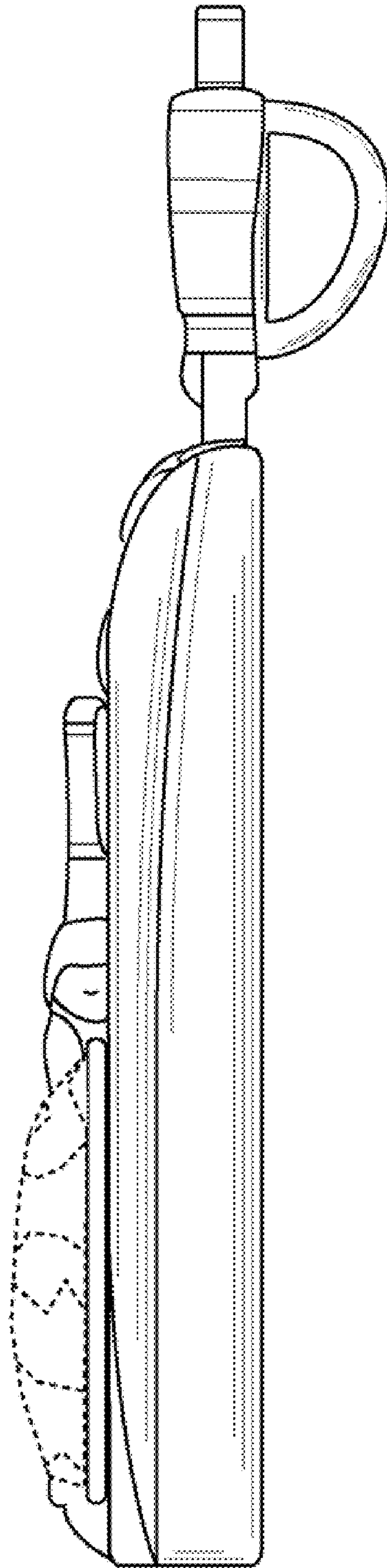


FIG. 3

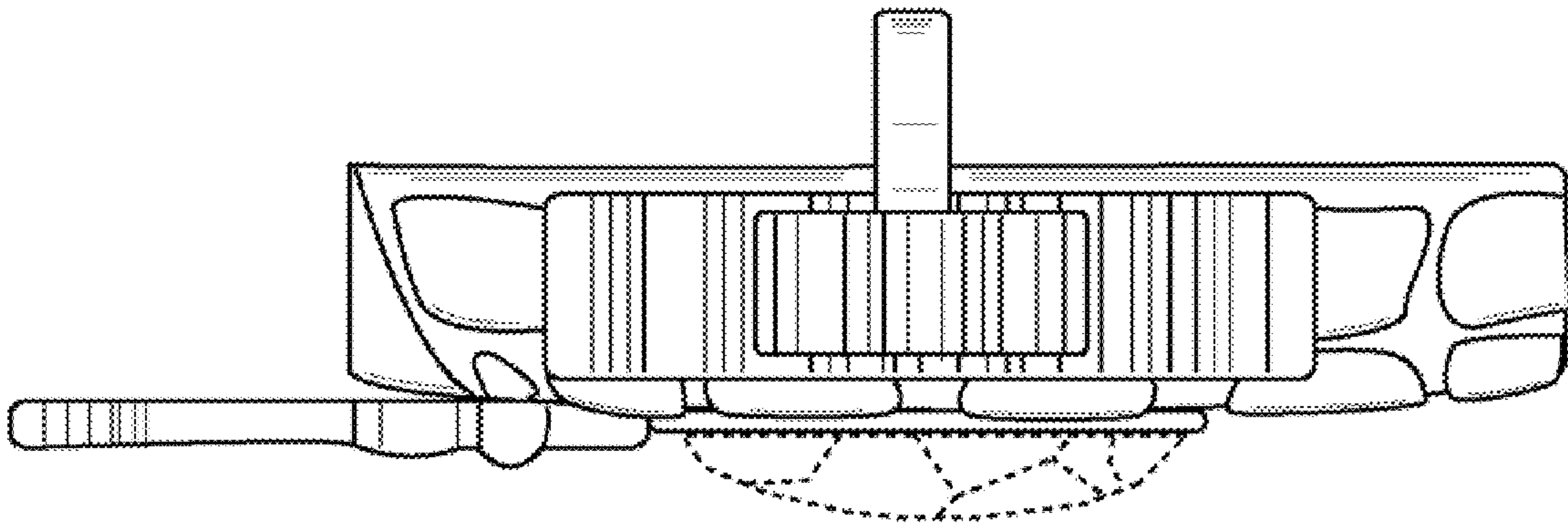


FIG. 4

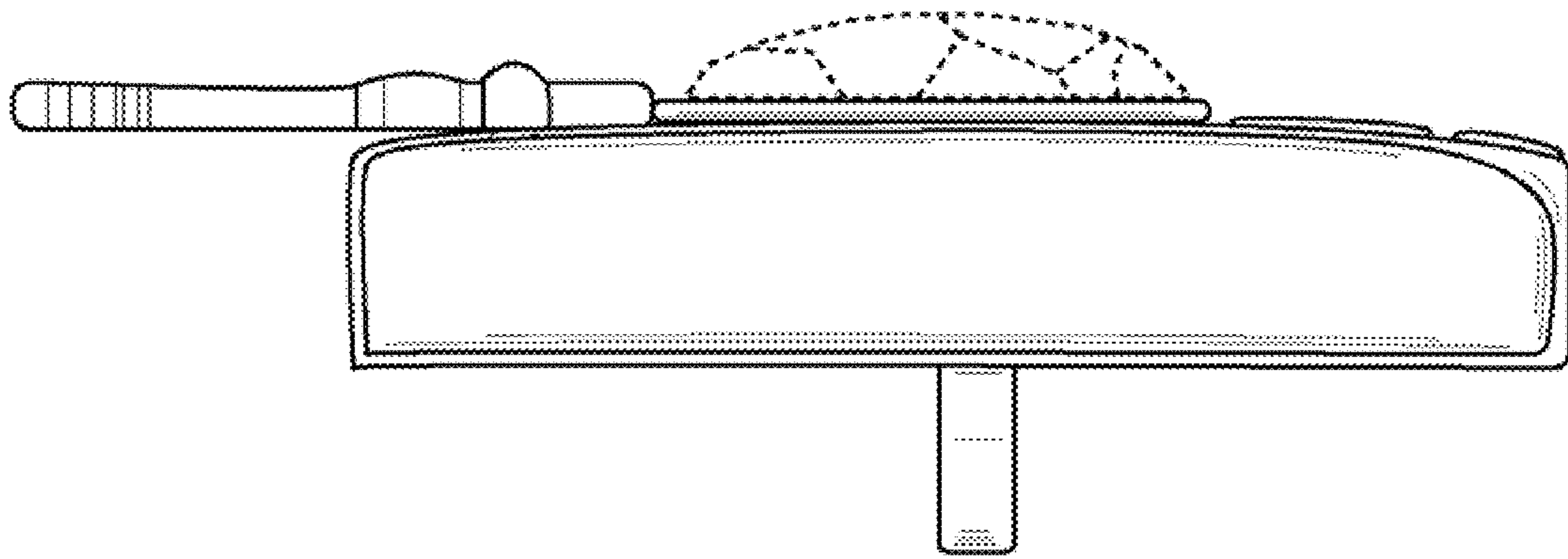


FIG. 5

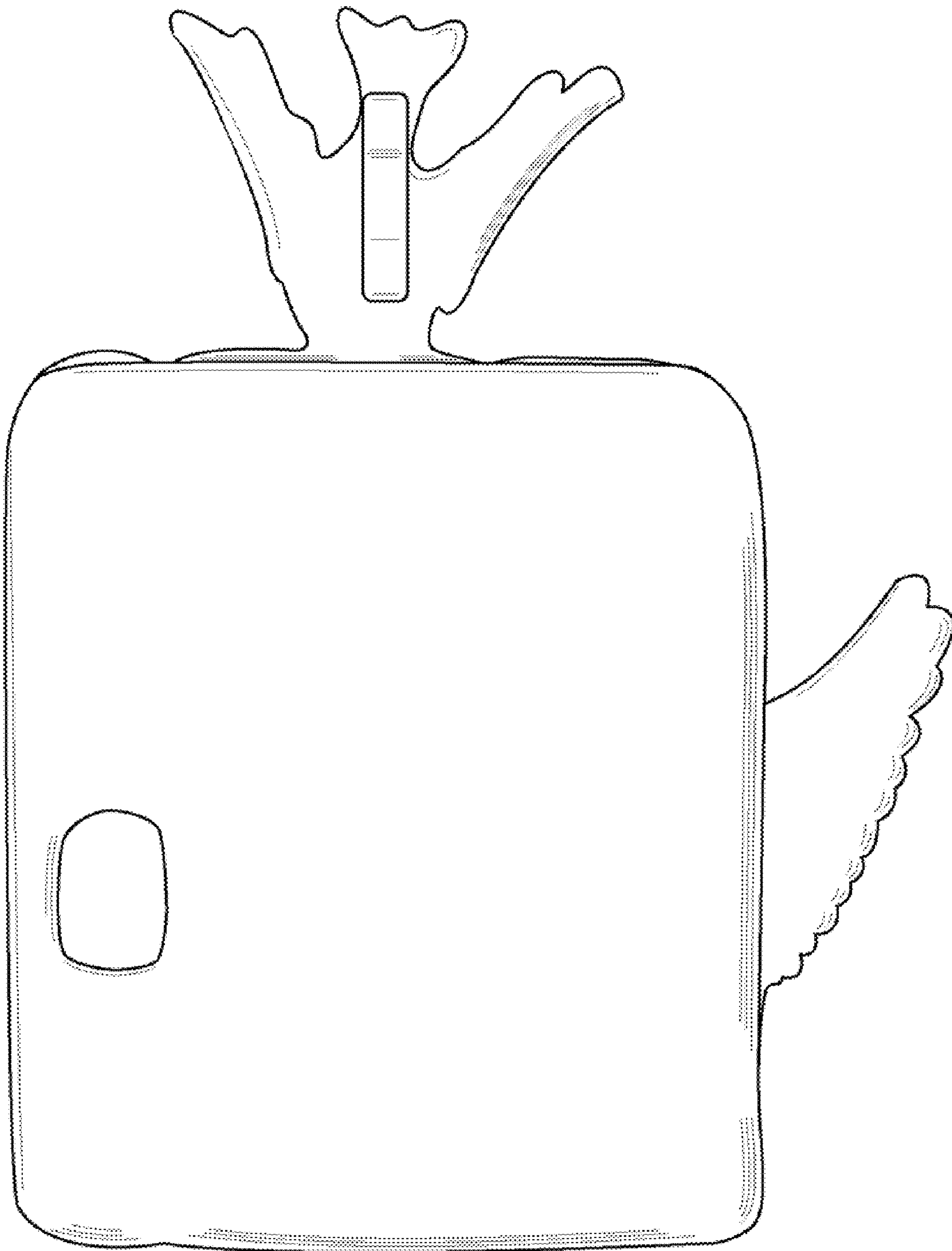


FIG. 6