

US00D549110S

(12) **United States Design Patent**
Gray

(10) **Patent No.:** **US D549,110 S**

(45) **Date of Patent:** **** Aug. 21, 2007**

(54) **SWAB PACKAGING**

(75) Inventor: **Larry B. Gray**, Merrimack, NH (US)

(73) Assignee: **DEKA Products Limited Partnership**,
Manchester, NH (US)

(**) Term: **14 Years**

(21) Appl. No.: **29/196,948**

(22) Filed: **Jan. 7, 2004**

(51) **LOC (8) Cl.** **09-01**

(52) **U.S. Cl.** **D9/723**

(58) **Field of Classification Search** D9/723,
D9/724, 414, 424; D32/49; D4/199; D24/116,
D24/119, 141; D28/7; D18/14; D8/14;
604/1, 2; 606/161; 15/208, 209.1
See application file for complete search history.

(56) **References Cited**

U.S. PATENT DOCUMENTS

1,980,826	A *	11/1934	Reiss	606/161
D247,018	S *	1/1978	Kramer et al.	D8/14
D254,935	S *	5/1980	Staudinger	D28/7
D256,473	S *	8/1980	Wagner	D18/14
D272,661	S *	2/1984	Cutler	D28/7
D302,338	S *	7/1989	Philippi	D24/119
4,902,275	A *	2/1990	Fassbind	604/1

D379,508	S *	5/1997	Hudson et al.	D24/119
D467,686	S *	12/2002	Kohler	D28/7
D503,229	S *	3/2005	Davis et al.	D24/119
2005/0060846	A1 *	3/2005	Palmby	24/3.13

* cited by examiner

Primary Examiner—Stella Reid

Assistant Examiner—Shanda C. Hill

(74) *Attorney, Agent, or Firm*—Bromberg & Sunstein LLP

(57) **CLAIM**

The ornamental design for swab packaging, as shown and described.

DESCRIPTION

FIG. 1 is a top view of a swab packaging showing my new design;

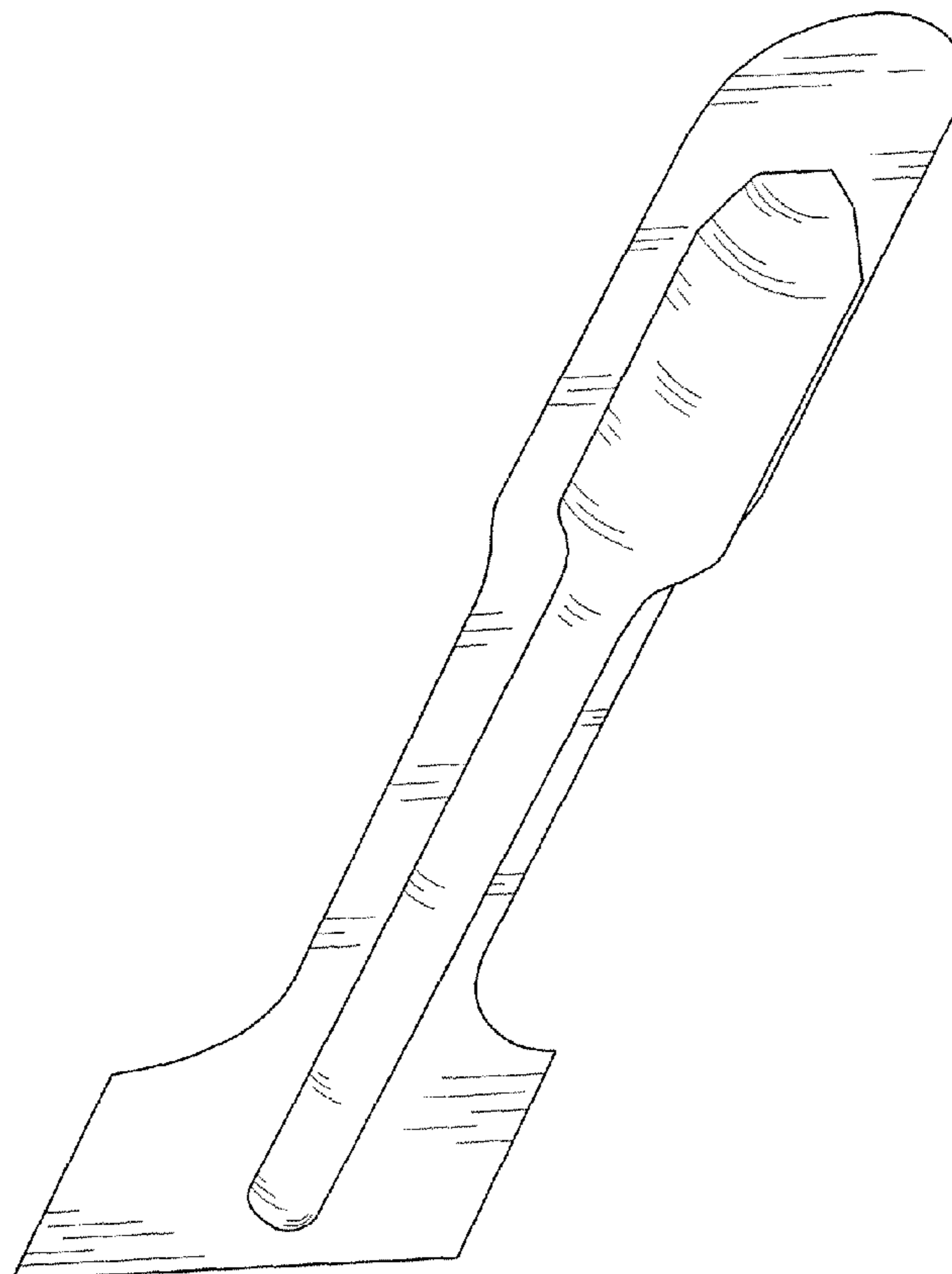
FIG. 2 is a bottom view of thereof;

FIG. 3 is a top perspective view of thereof; and,

FIG. 4 is a bottom view of FIG. 1 shown in a preferred environment for ease of illustration.

The broken lines shown in the drawing disclosure are for illustrative purposes only and form no part of the claimed design. The broken lines shown at the bottom end of the swap packaging is meant to represent perforation.

1 Claim, 4 Drawing Sheets



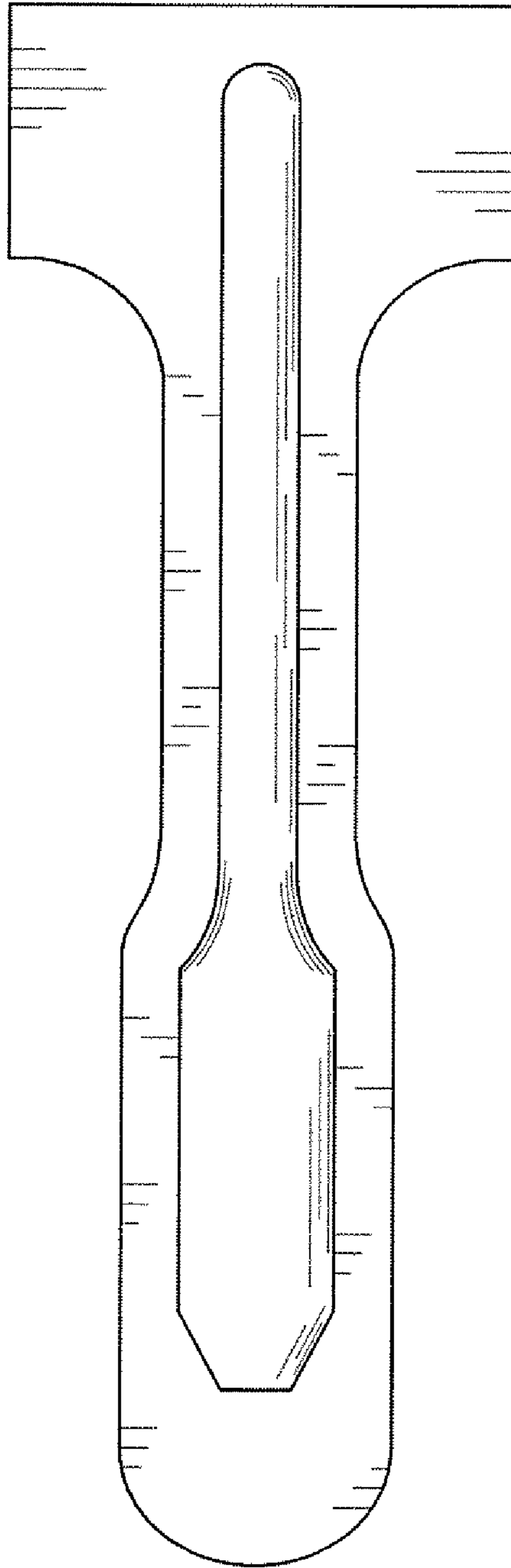


FIG. 1

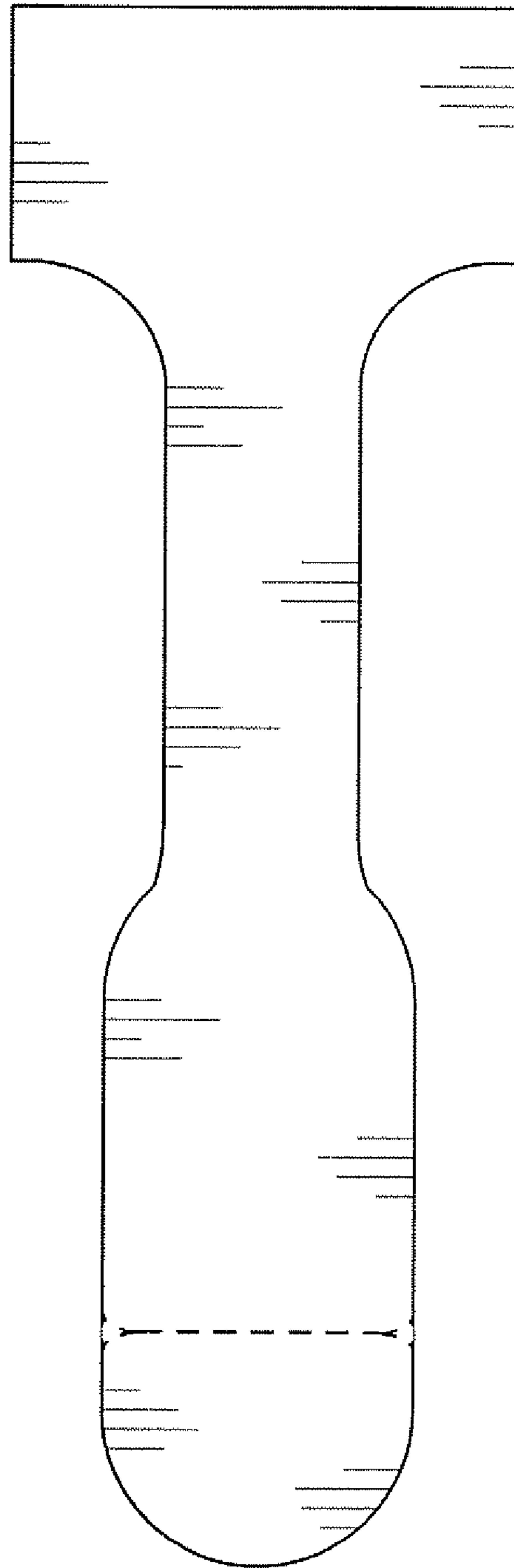


FIG. 2

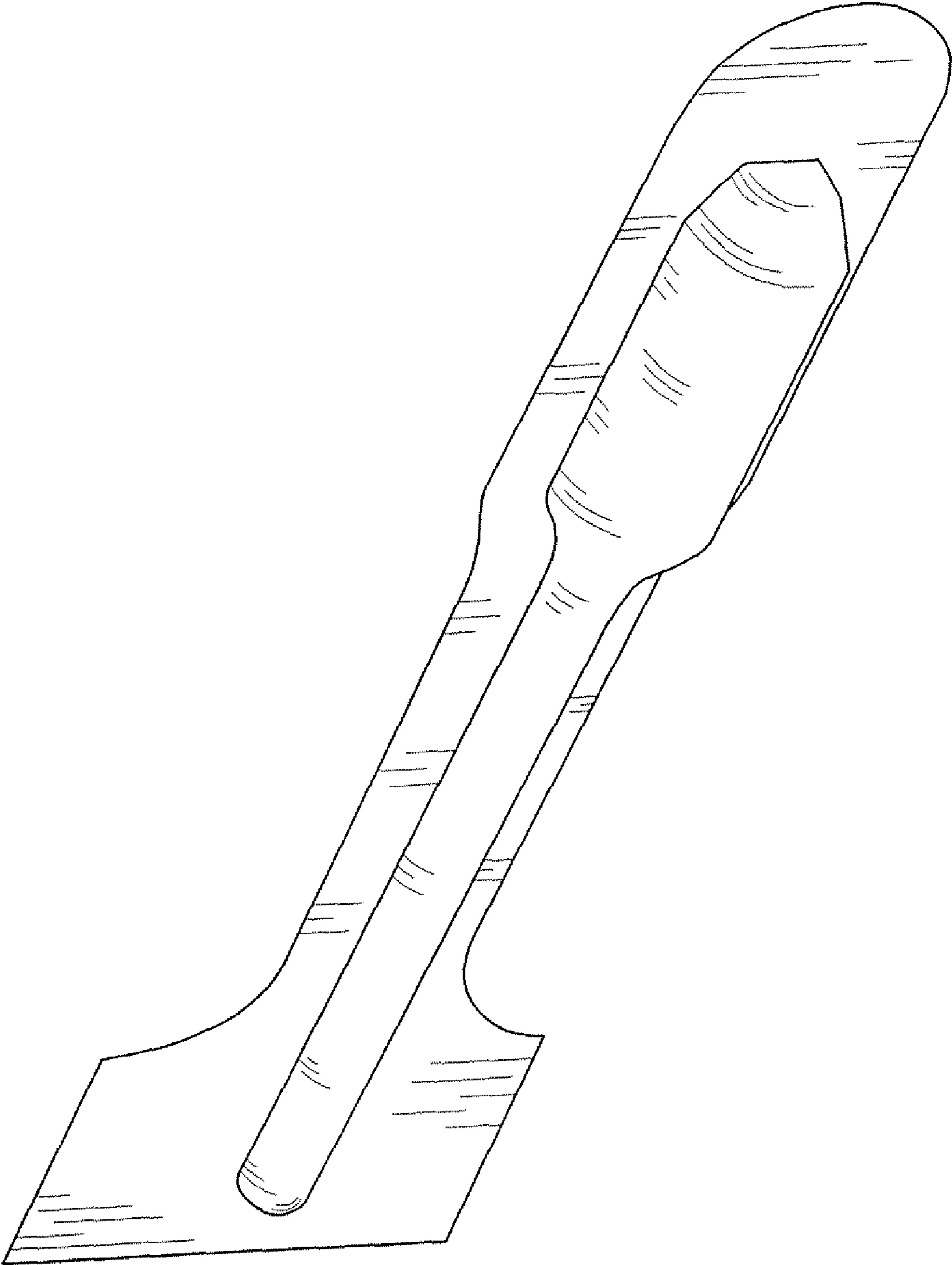


FIG. 3

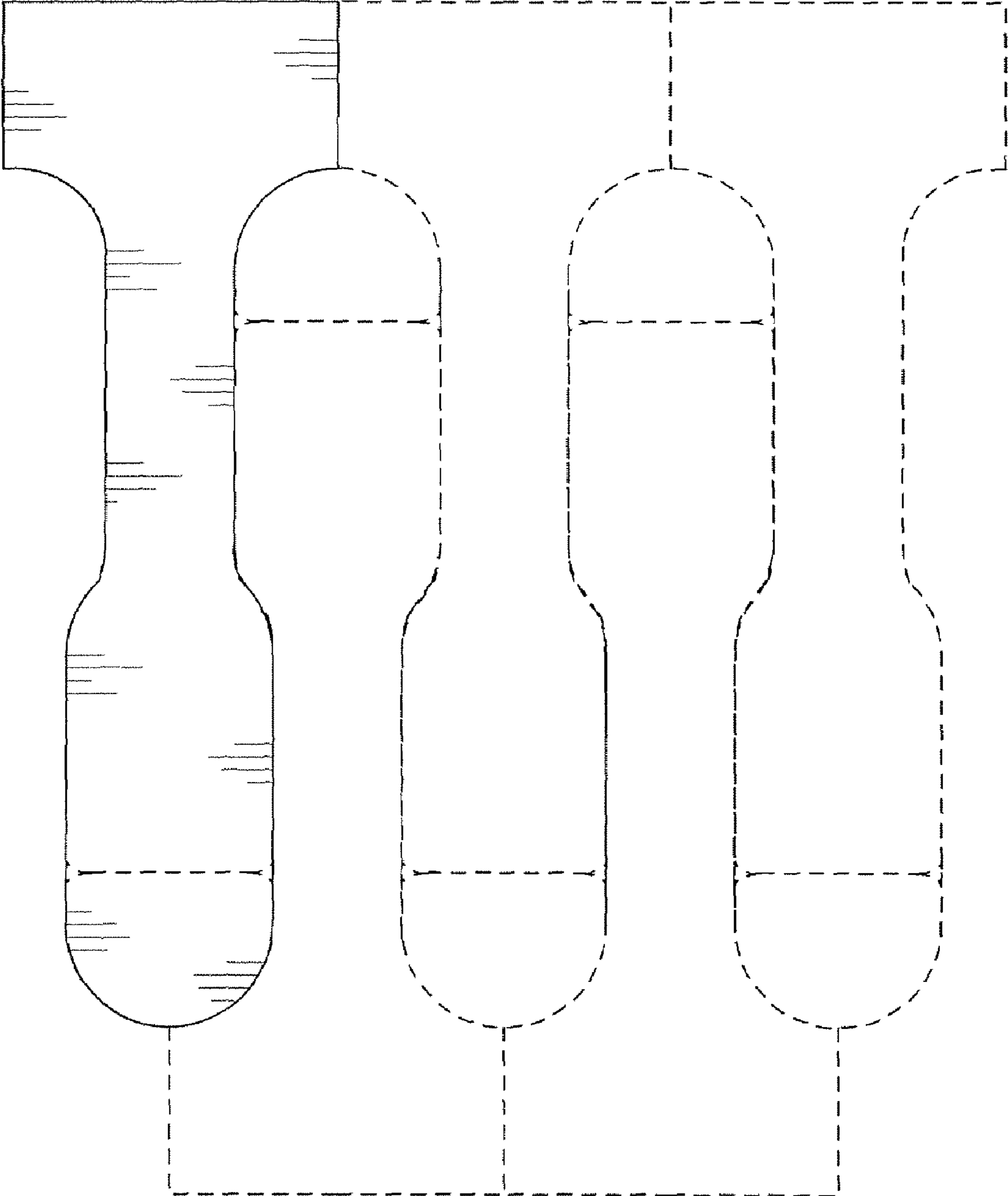


FIG. 4