



US00D549109S

(12) **United States Design Patent** (10) **Patent No.:** **US D549,109 S**
Jones (45) **Date of Patent:** **** Aug. 21, 2007**

(54) **BOTTLE**

(75) Inventor: **Iain Stafford Jones**, Covington, KY
(US)

(73) Assignee: **Procter & Gamble Company**,
Cincinnati, OH (US)

(**) Term: **14 Years**

(21) Appl. No.: **29/241,488**

(22) Filed: **Oct. 27, 2005**

(51) **LOC (8) Cl.** **09-01**

(52) **U.S. Cl.** **D9/691**

(58) **Field of Classification Search** D9/691,
D9/500, 515, 529, 542, 545, 560, 574, 575,
D9/682, 690; 215/382, 384; 220/669, 675
See application file for complete search history.

(56) **References Cited**

U.S. PATENT DOCUMENTS

D206,194 S *	11/1966	Gooding	D9/542
D268,325 S *	3/1983	Lang	D9/692
D324,339 S	3/1992	Yeazell et al.		
D349,045 S	7/1994	Schmitt		
D364,092 S	11/1995	Feen		
D386,085 S	11/1997	Green		
D398,535 S	9/1998	Henderson et al.		
D398,536 S	9/1998	Chan et al.		
D398,537 S *	9/1998	Henderson et al.	D9/542
D407,304 S	3/1999	Crawford		
D409,092 S	5/1999	Beasley		
D440,500 S *	4/2001	Murphy et al.	D9/542
D460,686 S *	7/2002	Crawford et al.	D9/682
D462,272 S	9/2002	Baijnath et al.		
D465,150 S	11/2002	Crawford et al.		

D467,163 S	12/2002	Crawford		
D467,814 S	12/2002	Davis et al.		
D470,043 S *	2/2003	Crawford	D9/682
D481,639 S *	11/2003	Crawford	D9/542
D485,747 S	1/2004	Crawford		
D497,108 S	10/2004	Lund et al.		
D499,333 S *	12/2004	Crawford	D9/694
D506,140 S	6/2005	Maus		

* cited by examiner

Primary Examiner—Stella Reid
Assistant Examiner—Rashida M. McCoy
(74) *Attorney, Agent, or Firm*—Sarah Ann Dressel; Matthew P. Fitzpatrick; Ken K. Patel

(57) **CLAIM**

The ornamental design for a “bottle,” as shown and described.

DESCRIPTION

FIG. 1 is a perspective view of a bottle, showing our new design;

FIG. 2 is a top plan view of the bottle of FIG. 1;

FIG. 3 is a bottom plan view of the bottle of FIG. 1;

FIG. 4 is a left side elevational view of the bottle of FIG. 1;

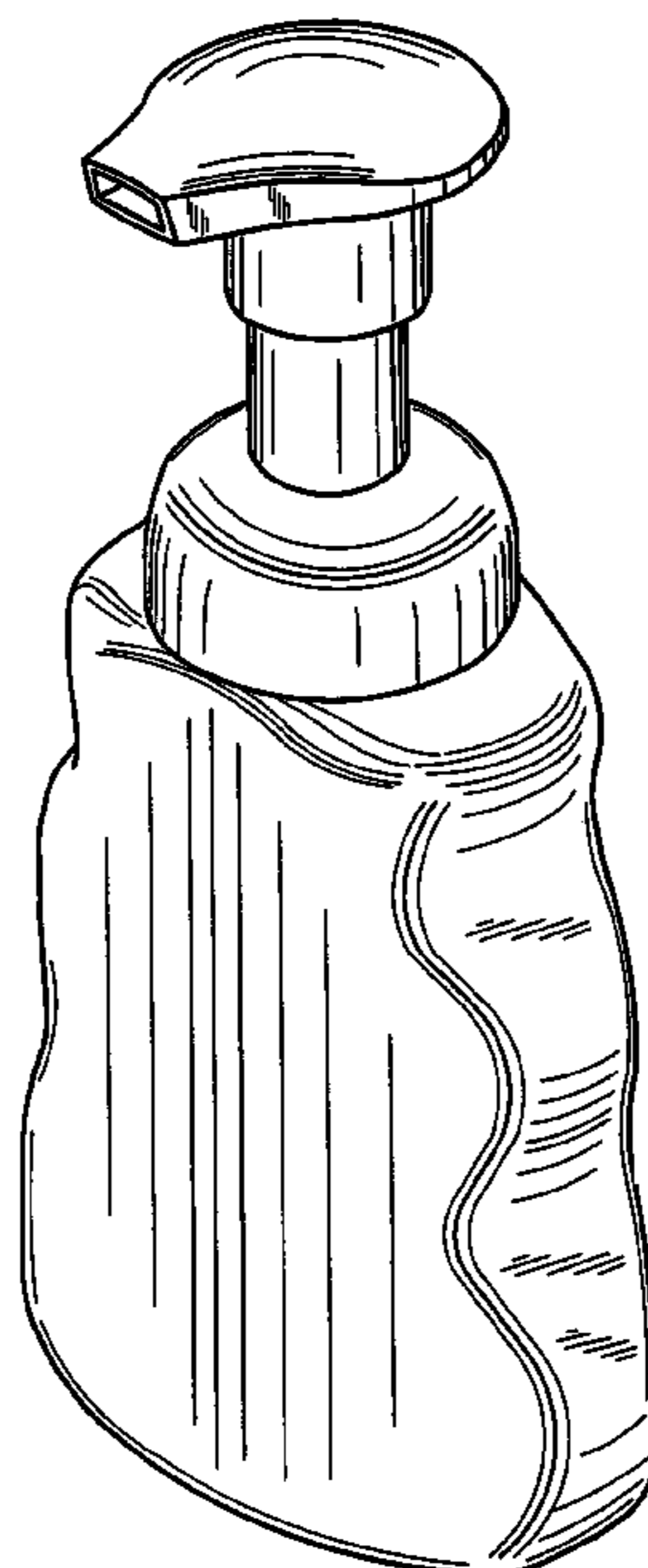
FIG. 5 is a right side elevational view of the bottle of FIG. 1;

FIG. 6 is a front elevational view of the bottle of FIG. 1; and,

FIG. 7 is a rear elevational view of the bottle of FIG. 1.

The dashed lines are for illustrative purposes only and form no part of the claimed design.

1 Claim, 6 Drawing Sheets



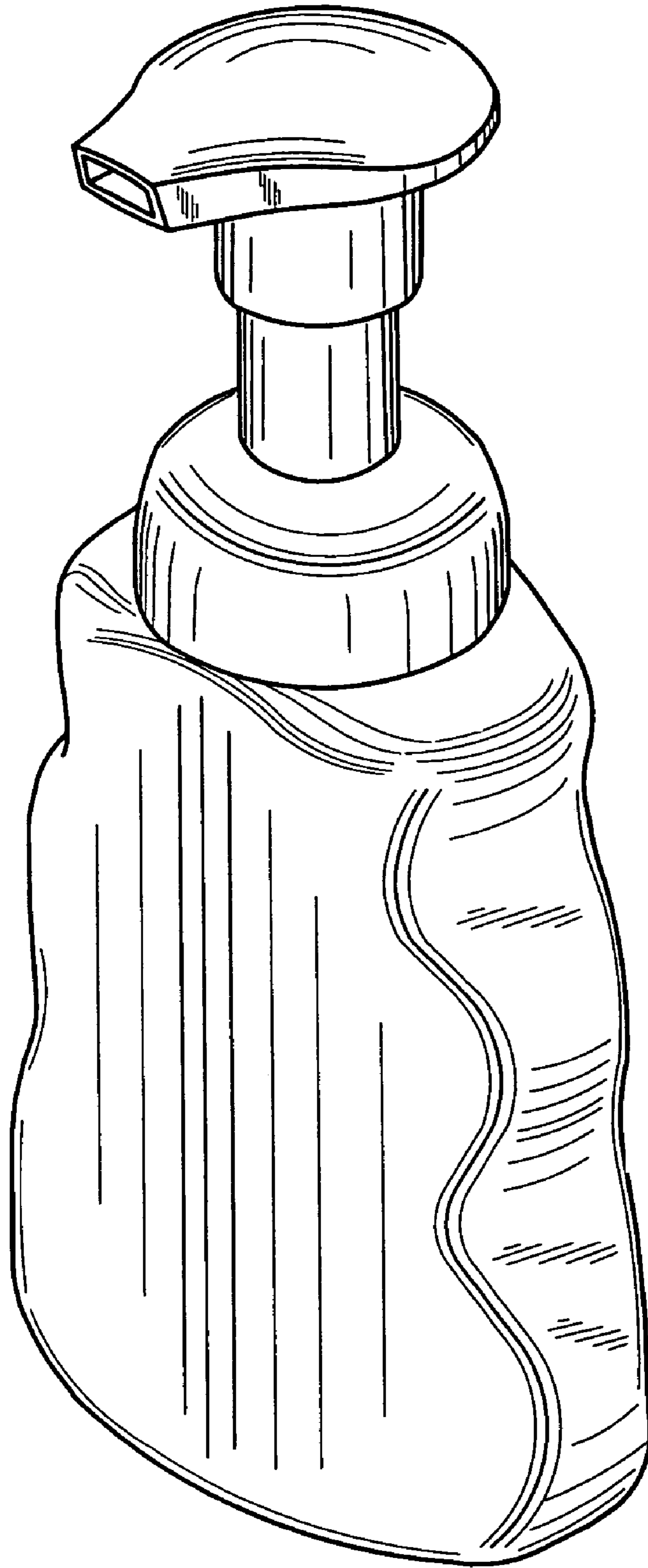


FIG. 1

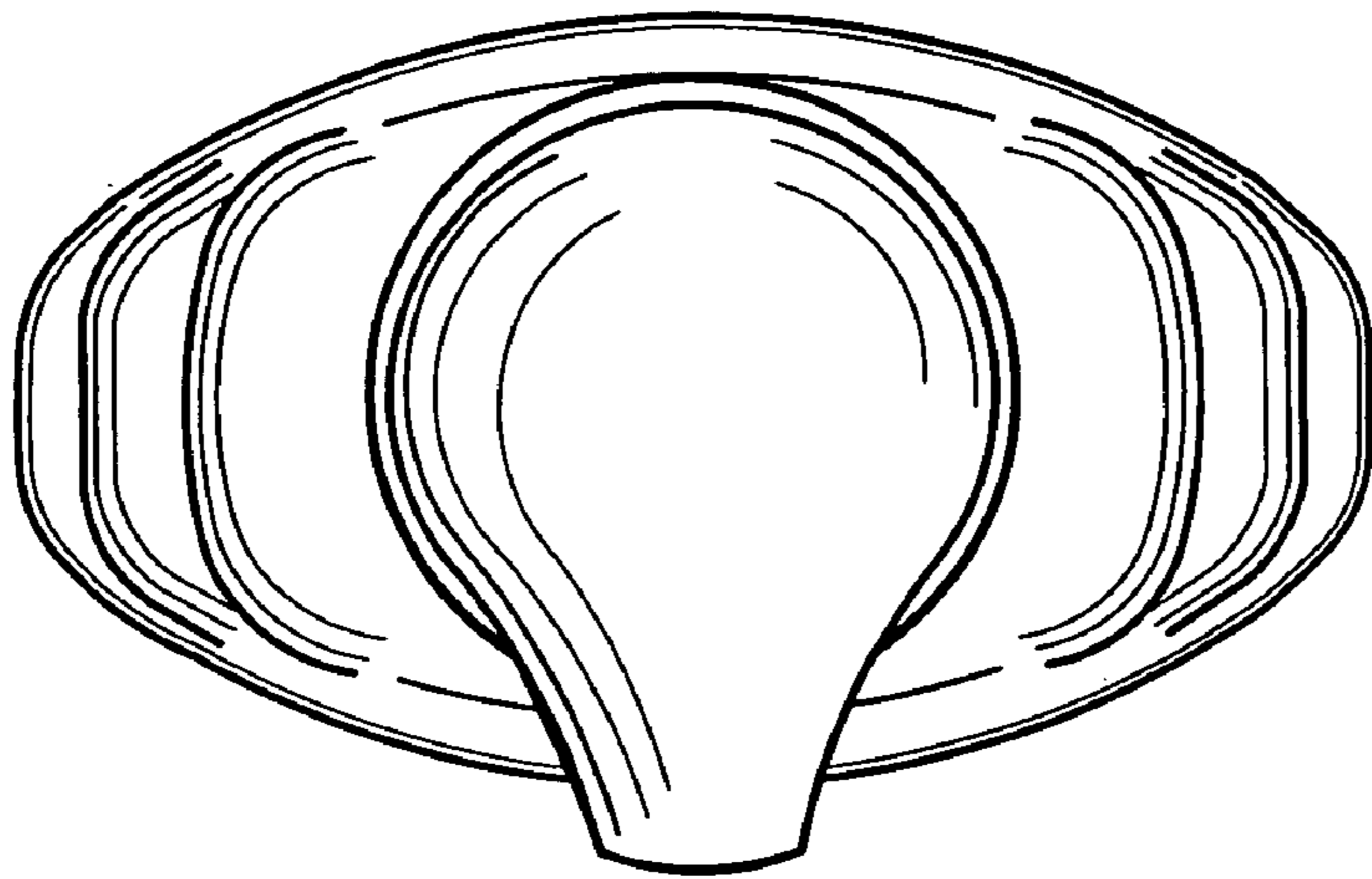


FIG. 2

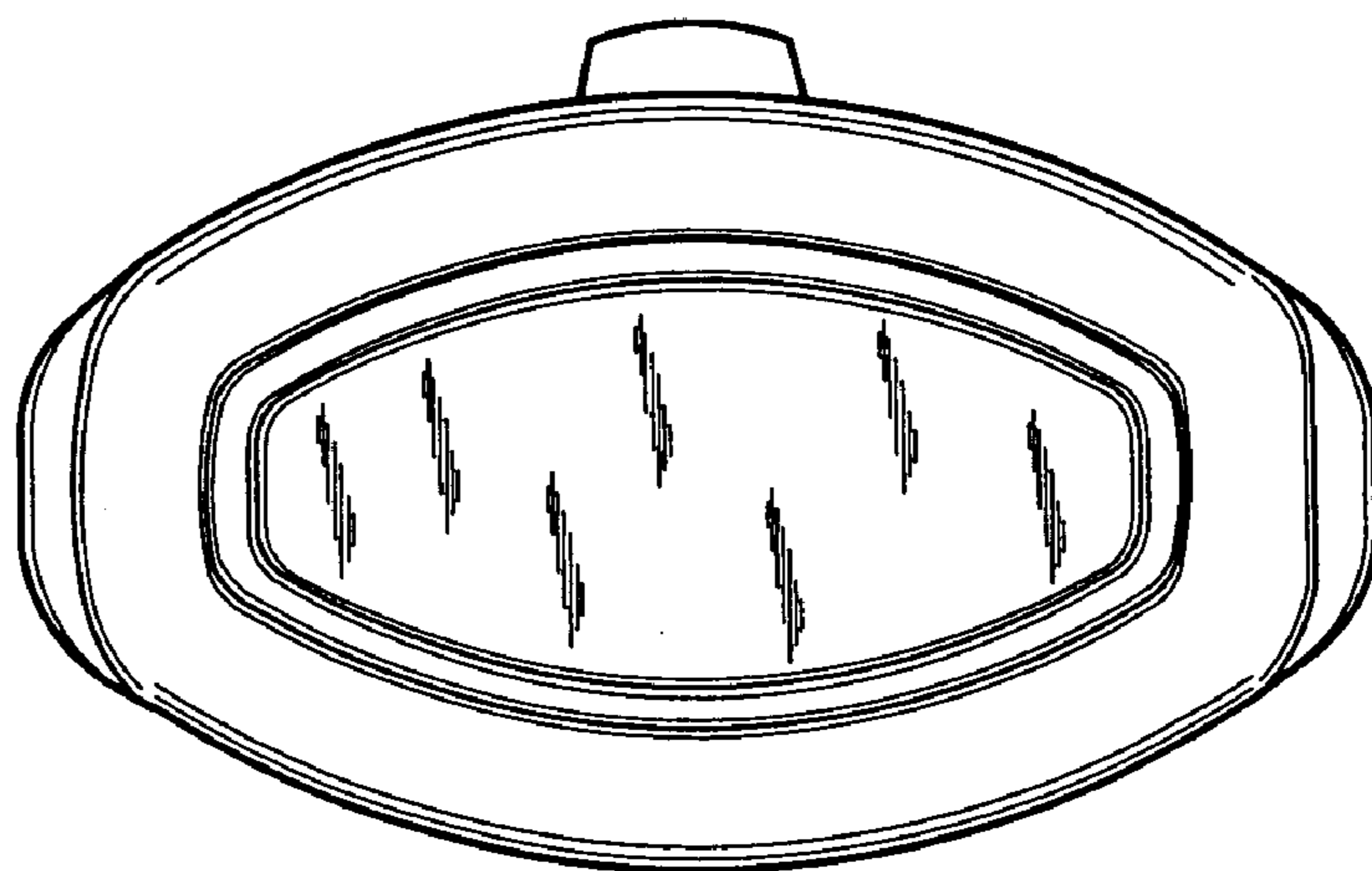


FIG. 3

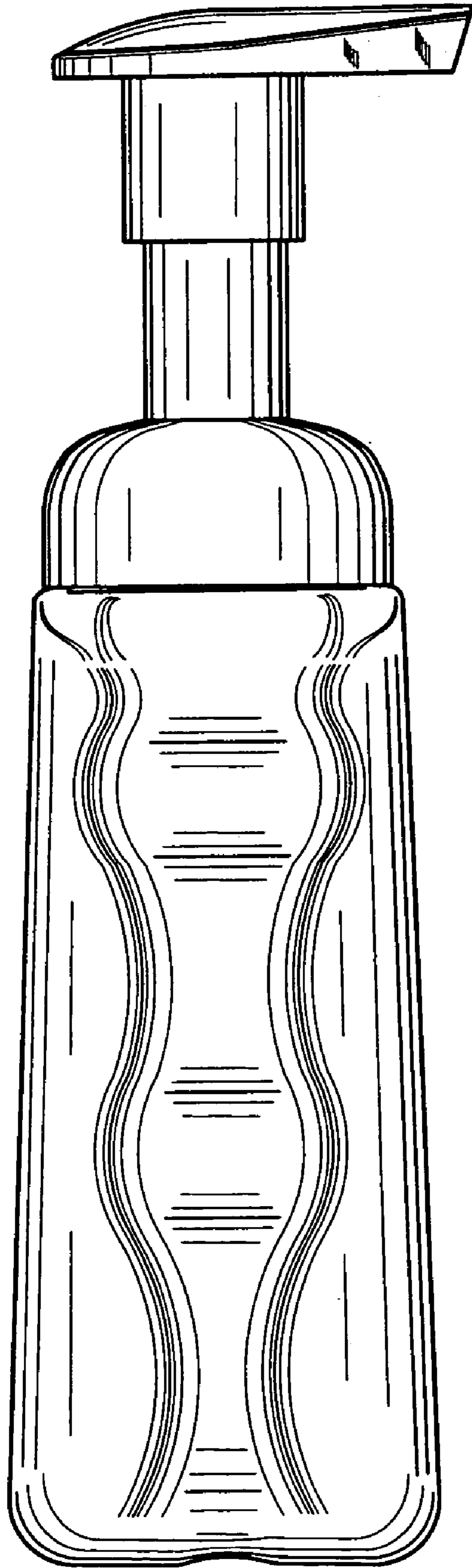


FIG. 4

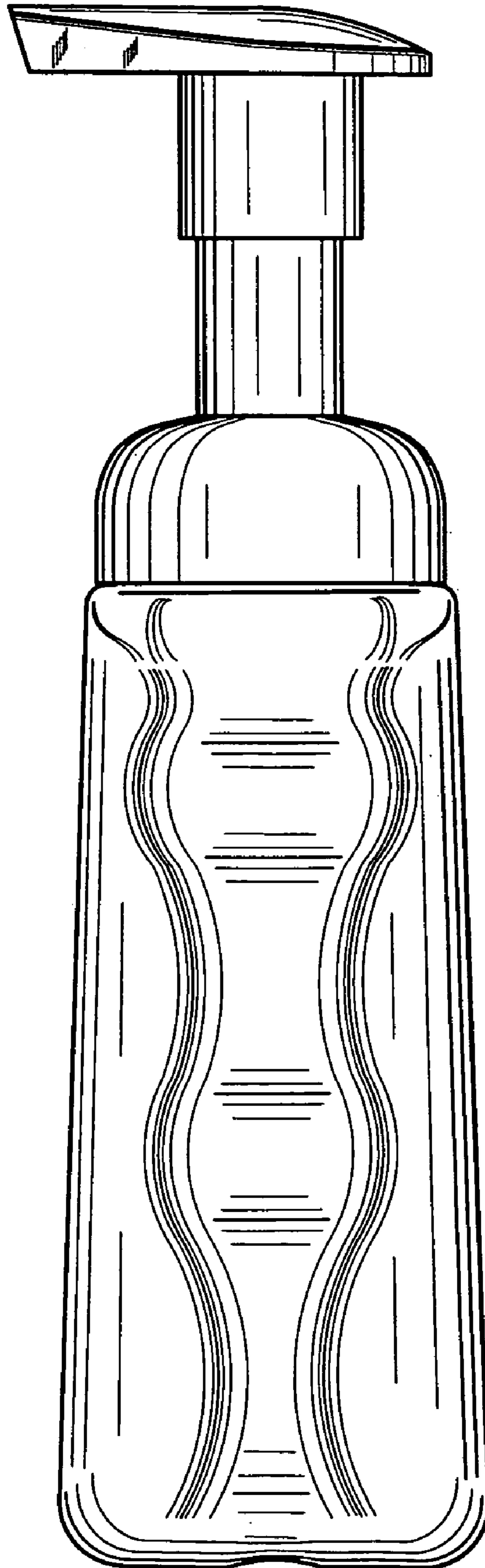


FIG. 5

FIG. 6

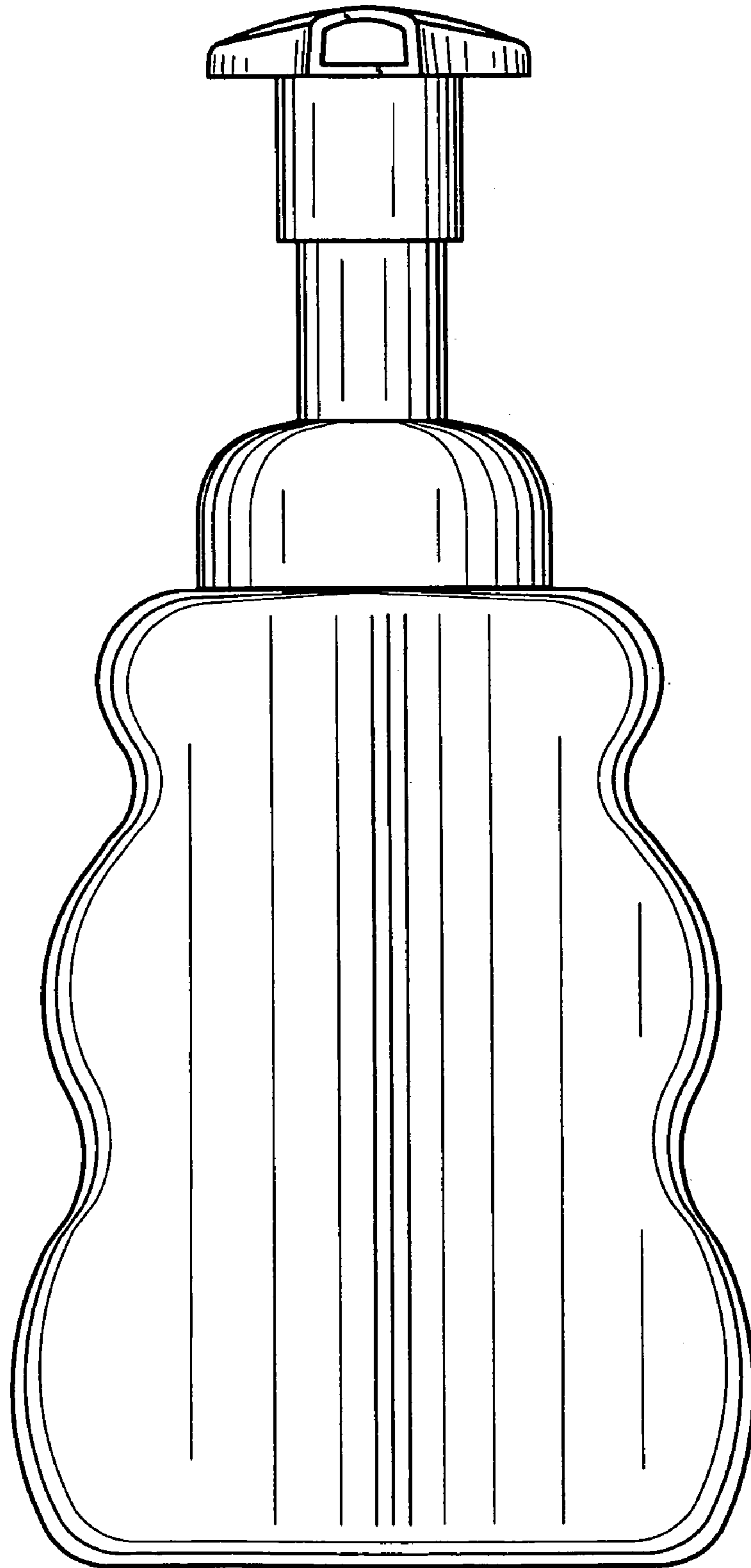


FIG. 7

