



US00D549099S

(12) **United States Design Patent**  
**Edwards**

(10) **Patent No.:** **US D549,099 S**

(45) **Date of Patent:** **\*\* Aug. 21, 2007**

(54) **PACKAGING FOR A BAG DISPENSER**

(75) Inventor: **Timothy Edwards**, Del Mar, CA (US)

(73) Assignee: **RPG Bags, LLC**, Irving, TX (US)

(\*\*) Term: **14 Years**

(21) Appl. No.: **29/222,829**

(22) Filed: **Feb. 3, 2005**

(51) **LOC (8) Cl.** ..... **09-01**

(52) **U.S. Cl.** ..... **D9/501; D9/517; D9/418**

(58) **Field of Classification Search** ..... D9/500–505,  
D9/517, 418, 444, 730, 734; D6/515, 518;  
D7/507, 605, 607–608, 624.2; D24/199;  
D30/152, 162–163, 199; 215/400; 206/457,  
206/527

See application file for complete search history.

(56) **References Cited**

**U.S. PATENT DOCUMENTS**

2,397,059	A	*	3/1946	Swank	.....	D24/199	X
D266,305	S	*	9/1982	Scheurer	.....	D7/624.2	X
D324,176	S	*	2/1992	Patterson	.....	D24/199	X
D337,044	S	*	7/1993	Pronchick	.....	D9/620	
D422,916	S	*	4/2000	Herrmann	.....	D9/501	
D423,299	S	*	4/2000	Burrus	.....	D7/607	
D431,735	S	*	10/2000	Sullivan	.....	D6/515	X
D432,012	S	*	10/2000	Roberts	.....	D9/418	
D443,933	S	*	6/2001	Schindler	.....	D24/199	
D447,570	S	*	9/2001	Shaw et al.	.....	D24/199	
D459,550	S	*	6/2002	Ng	.....	D28/73	
D464,179	S	*	10/2002	Petersen et al.	.....	D30/162	
D480,243	S	*	10/2003	Edwards et al.	.....	D6/515	
D502,622	S	*	3/2005	Berger	.....	D6/515	

D505,818	S	*	6/2005	Berger	.....	D6/515	
D521,779	S	*	5/2006	Coonan	.....	D6/518	
D521,781	S	*	5/2006	Edwards	.....	D6/518	
D522,289	S	*	6/2006	Edwards	.....	D6/518	
D525,146	S	*	7/2006	Young et al.	.....	D9/734	
D533,079	S	*	12/2006	Berger	.....	D6/515	X
D534,436	S	*	1/2007	Berger	.....	D6/515	X
D534,817	S	*	1/2007	Berger	.....	D6/515	X

\* cited by examiner

*Primary Examiner*—Carol Rademaker

(57) **CLAIM**

The ornamental design for packaging for a bag dispenser, as shown and described.

**DESCRIPTION**

FIG. 1 is a front, top and side perspective view of packaging for a bag dispenser embodying my new design, illustrated in place over exterior surfaces of an exemplary bag dispenser shown in phantom;

FIG. 2 is a front, top and side perspective view of the packaging for a bag dispenser illustrated in FIG. 1;

FIG. 3 is a front elevational view thereof;

FIG. 4 is a rear elevational view thereof;

FIG. 5 is a left side elevational view thereof;

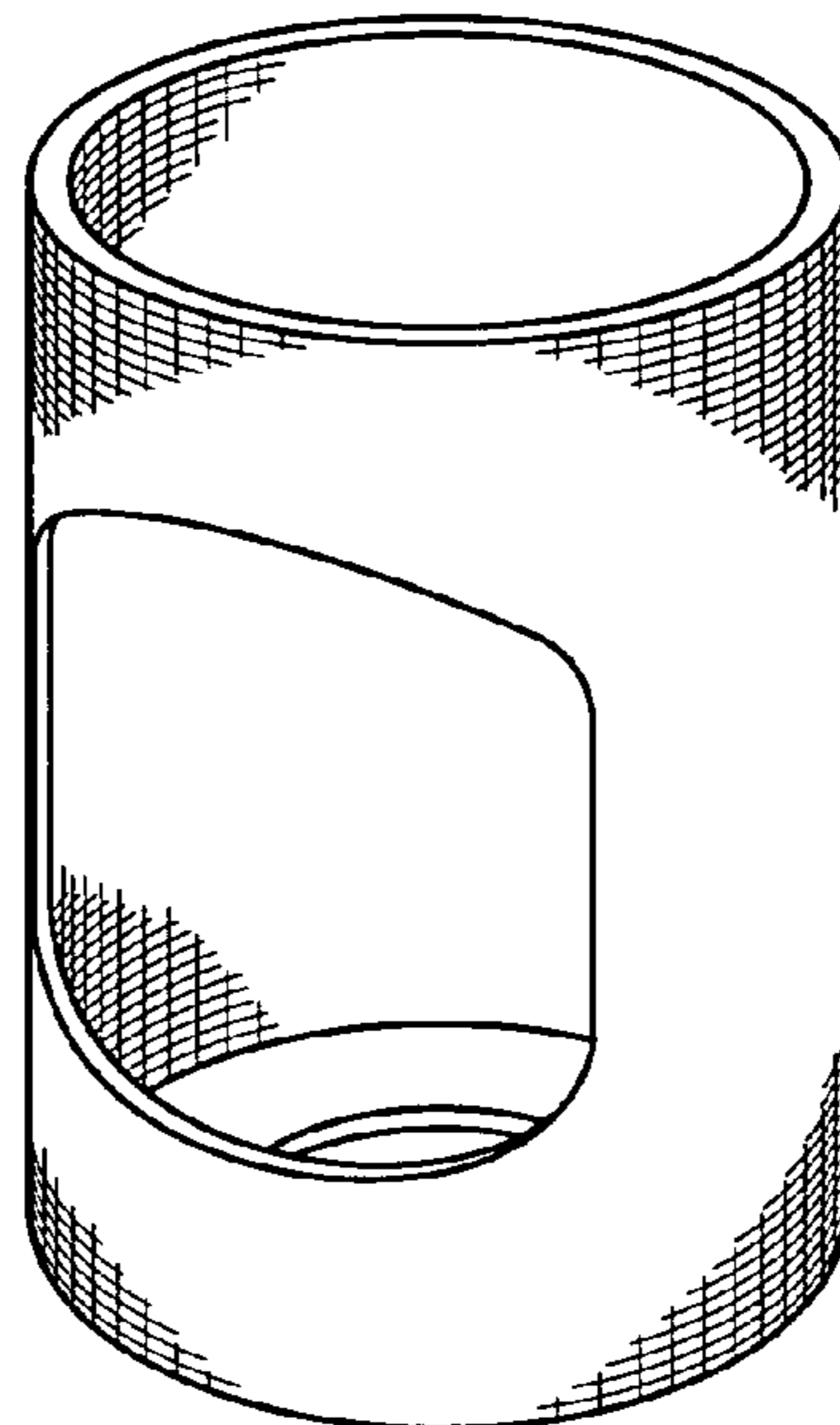
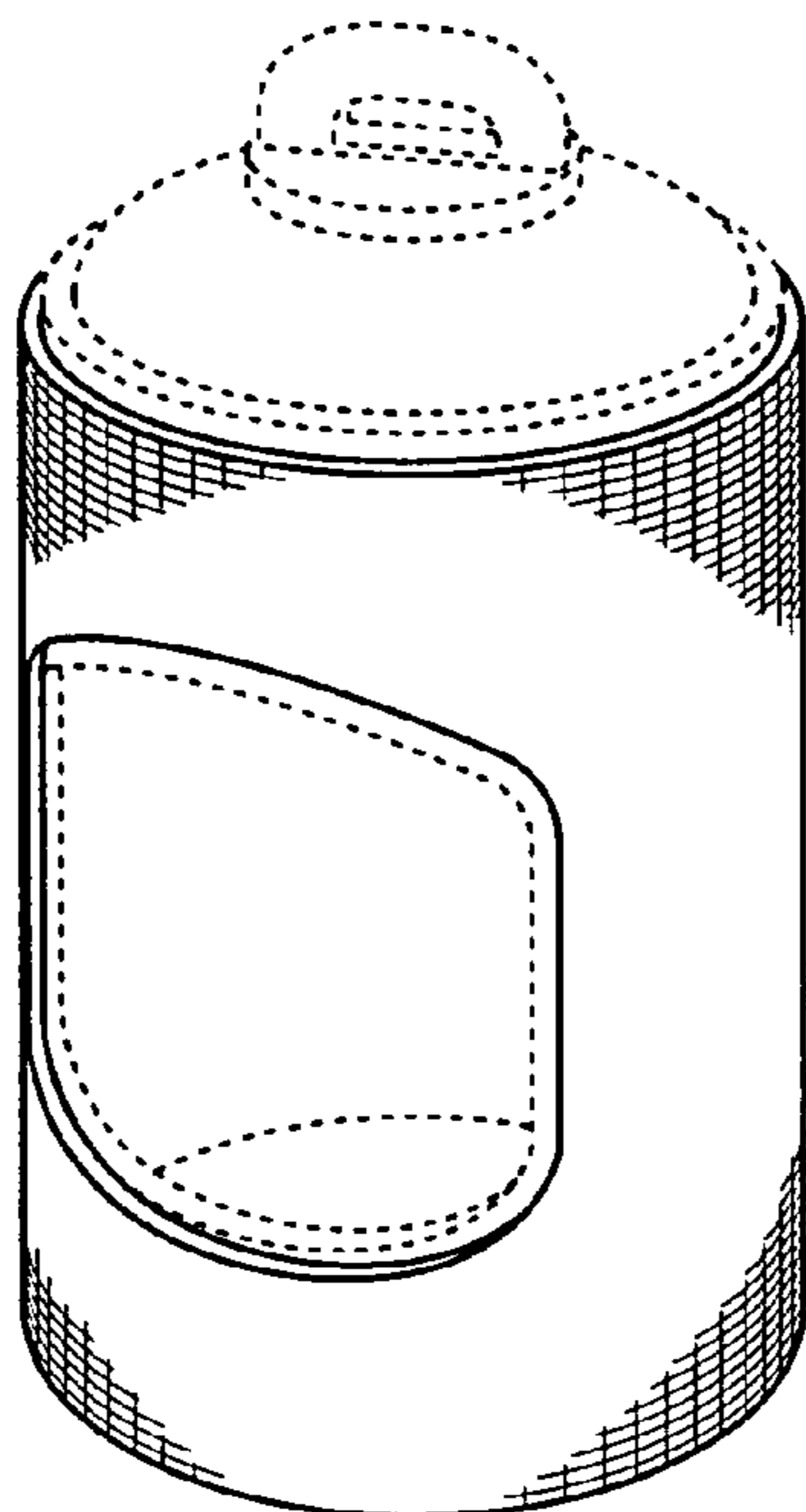
FIG. 6 is a right-side elevational view thereof;

FIG. 7 is a top plan view thereof; and,

FIG. 8 is a bottom plan view thereof.

The broken lines shown in the drawings are for illustrative purposes only and form no part of the claimed design.

**1 Claim, 2 Drawing Sheets**



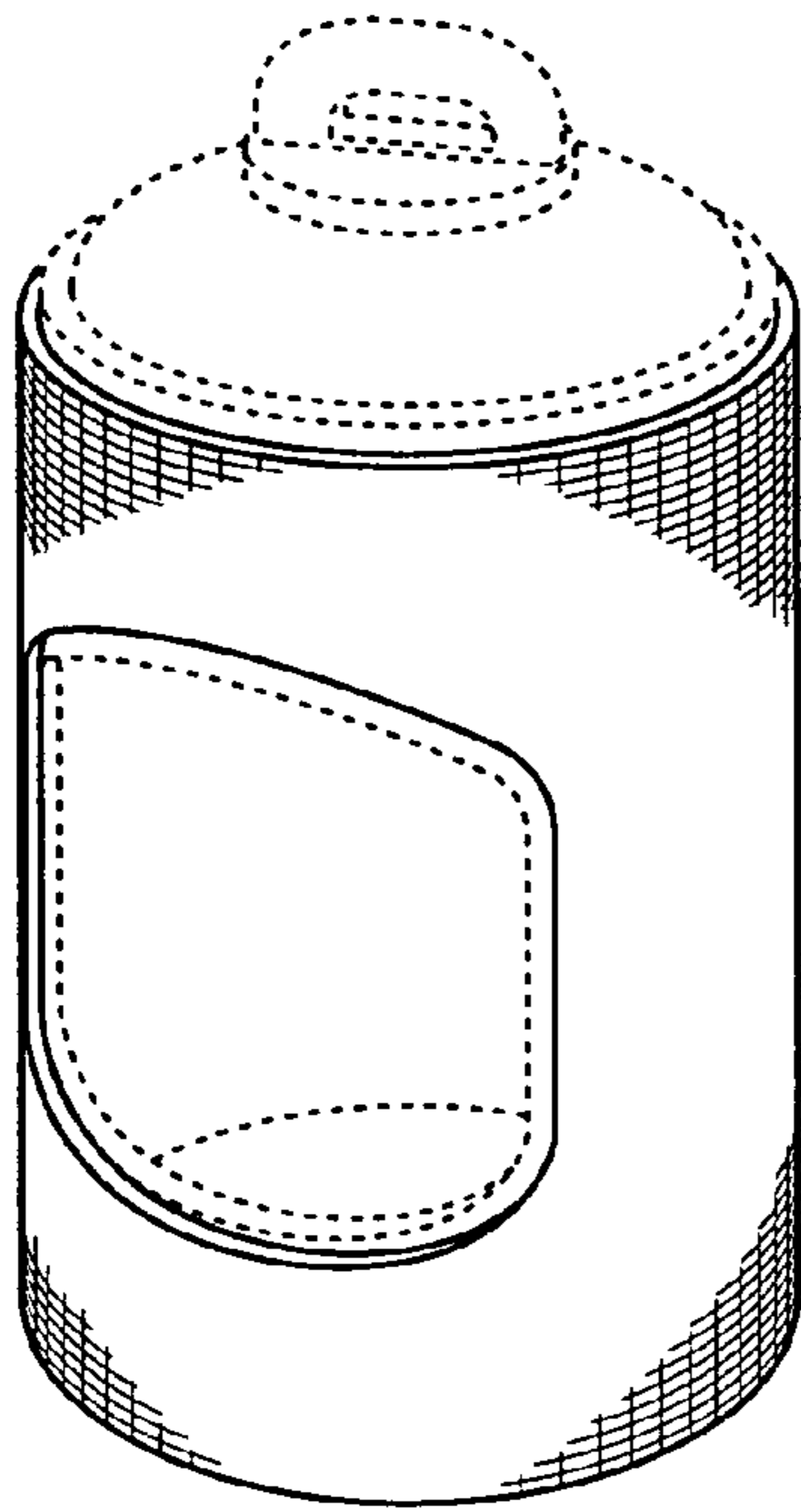


FIG. 1

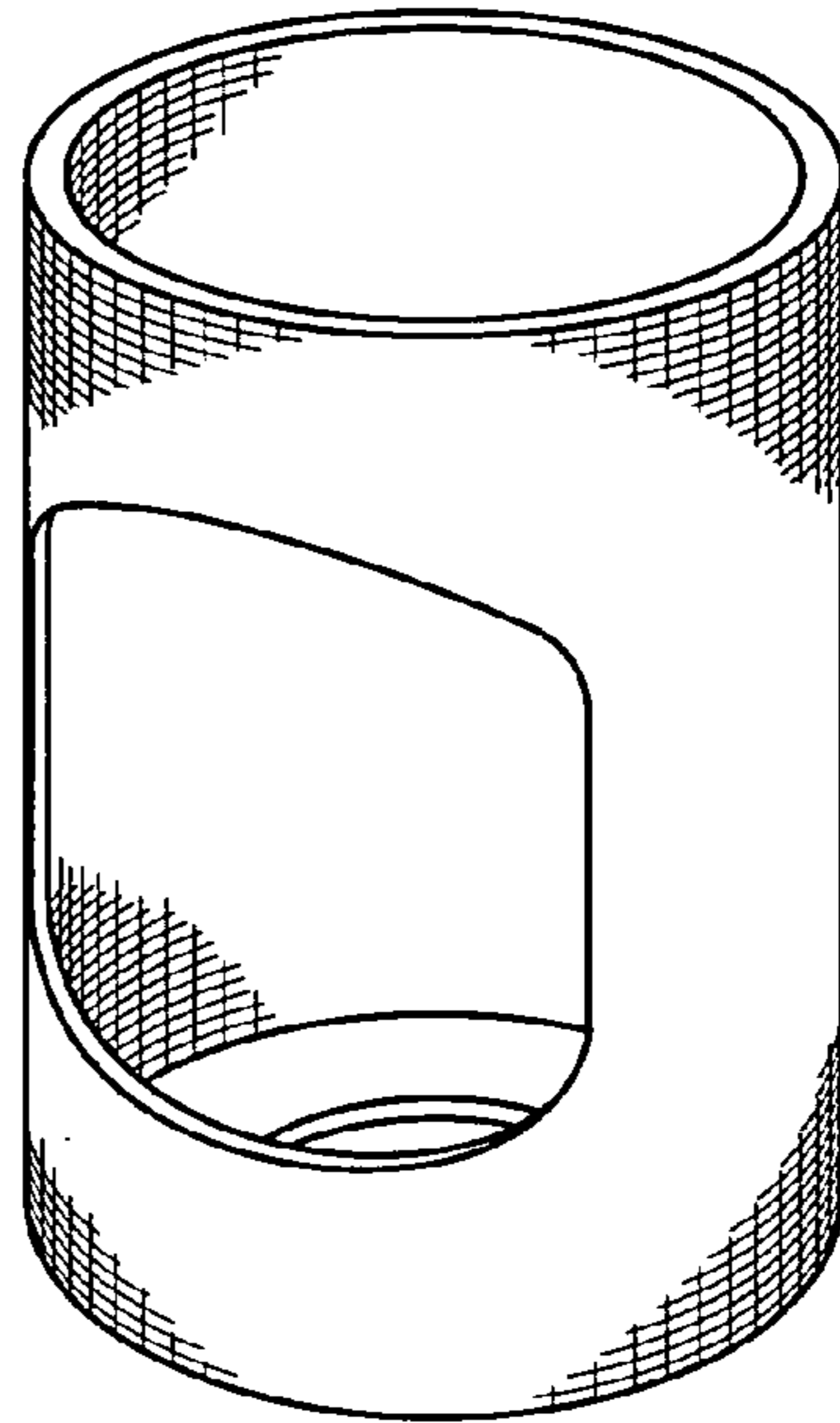


FIG. 2

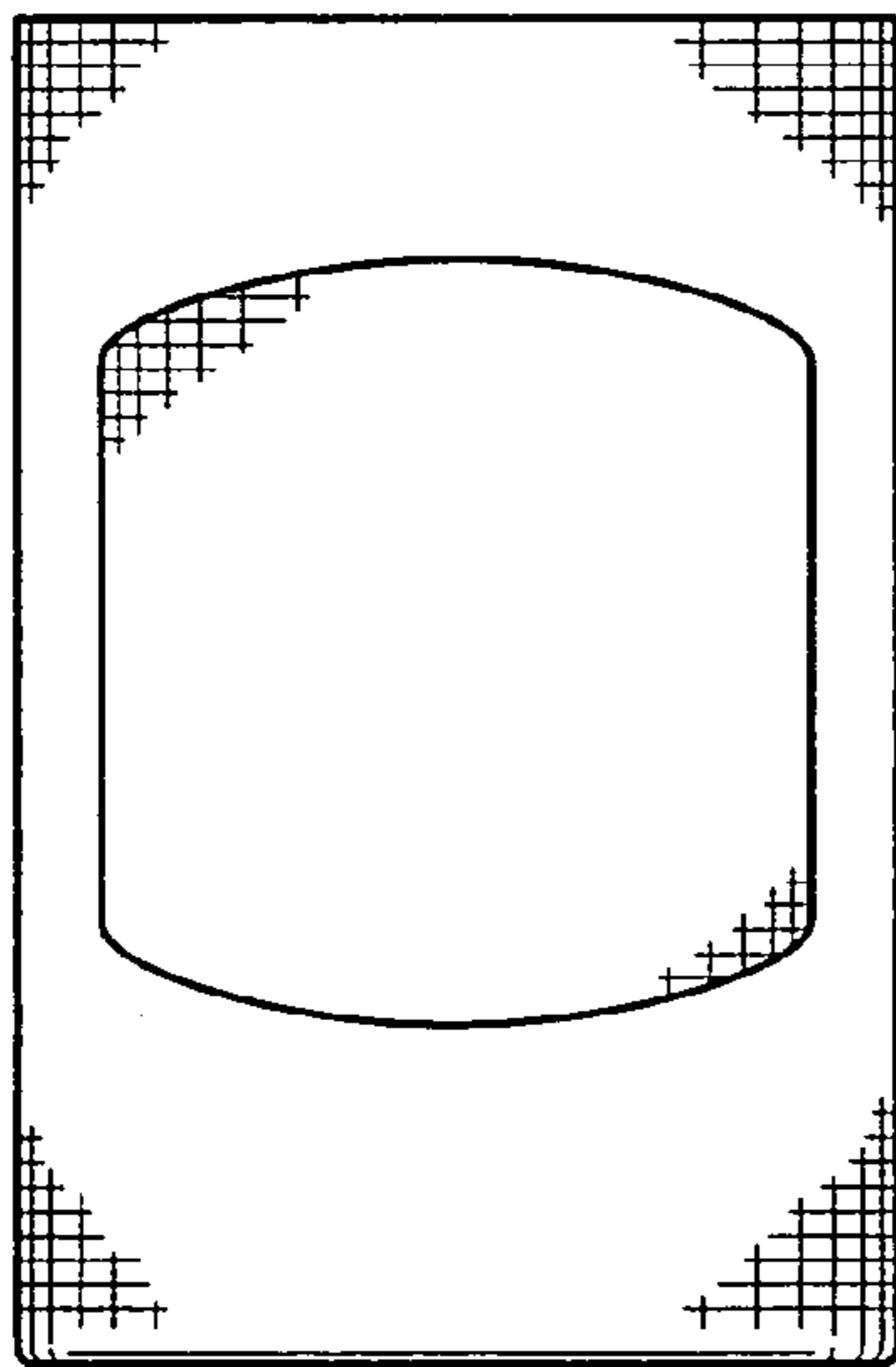


FIG. 3




FIG. 4

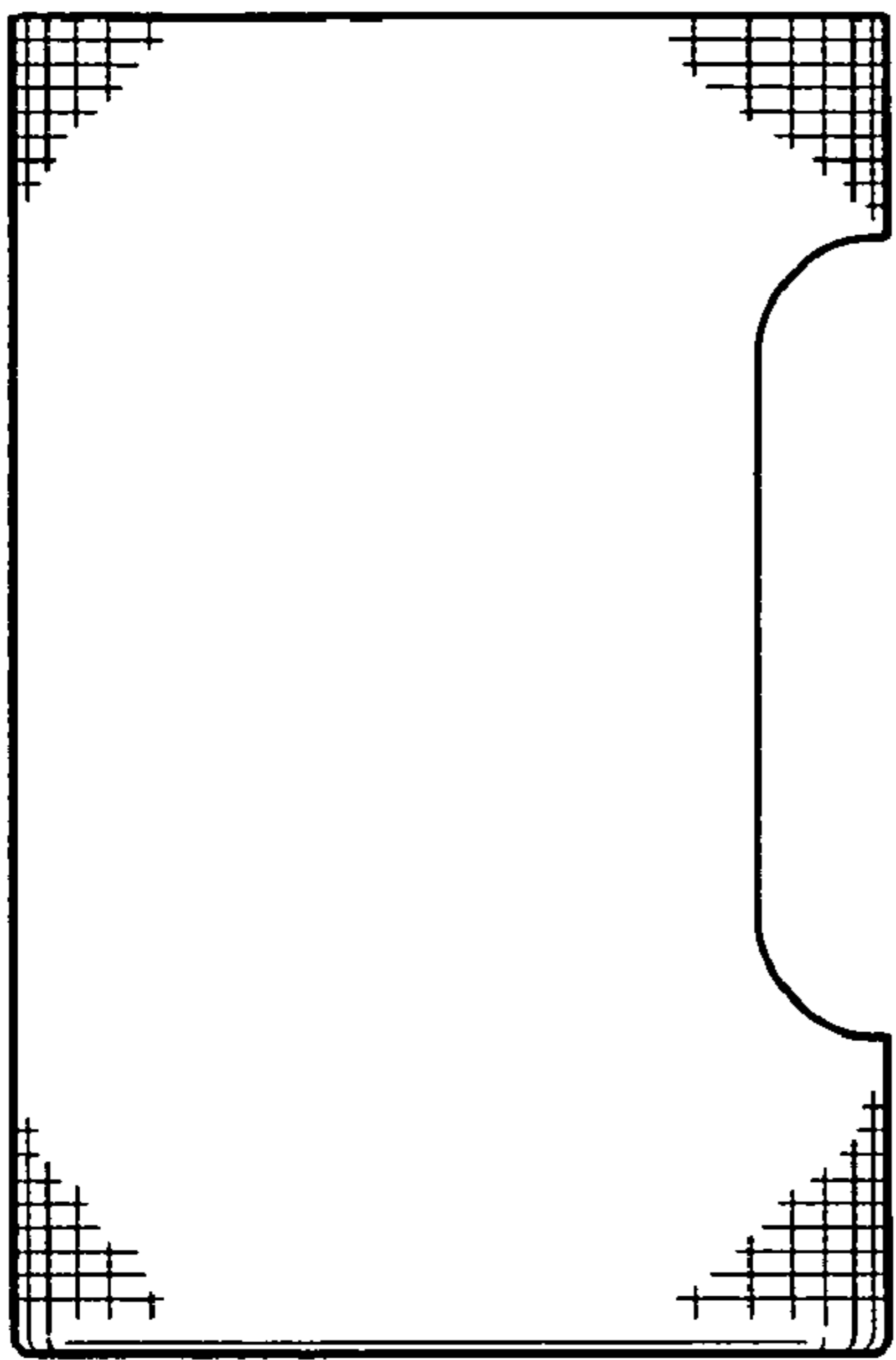


FIG. 5




FIG. 6

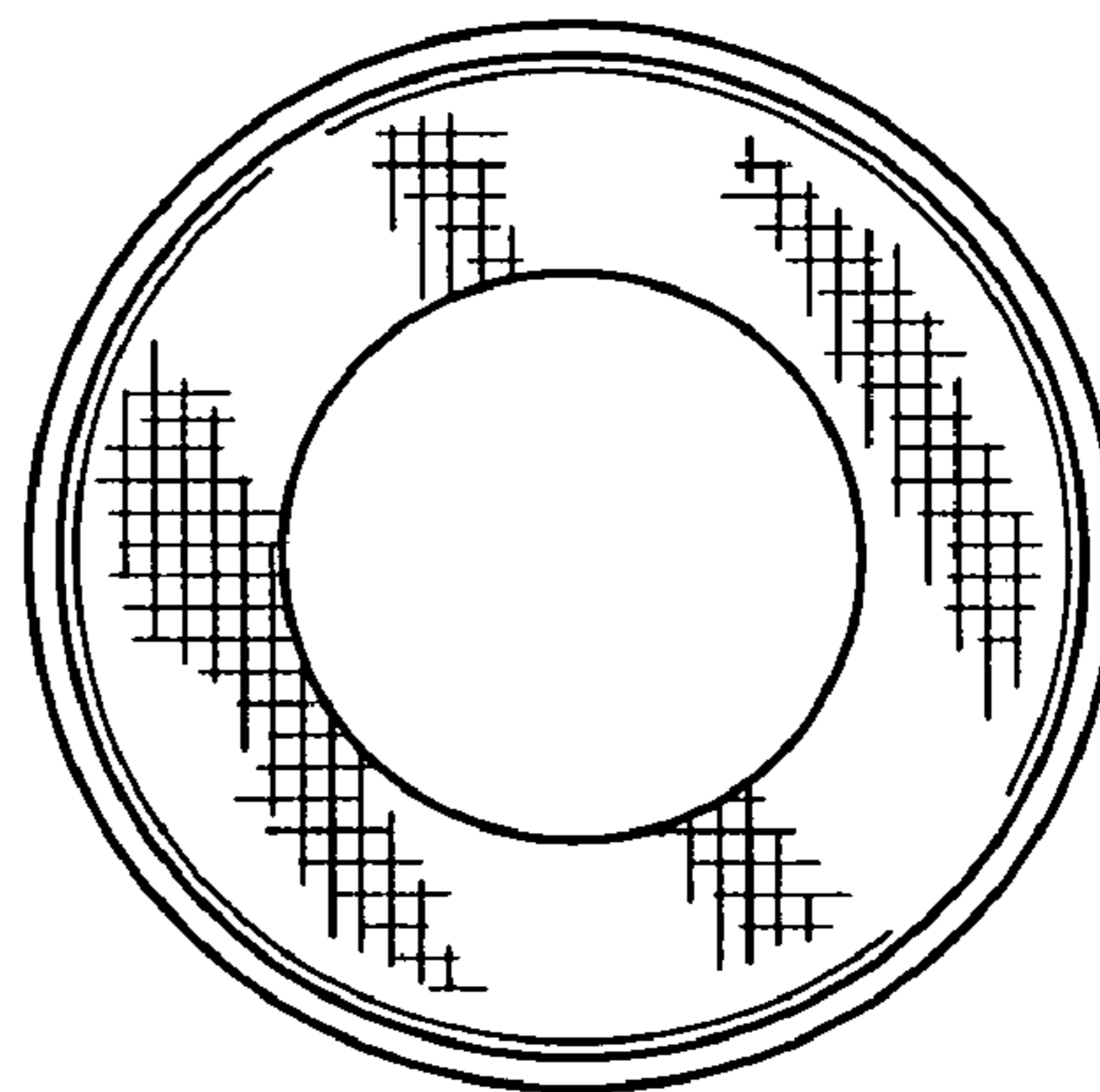


FIG. 7

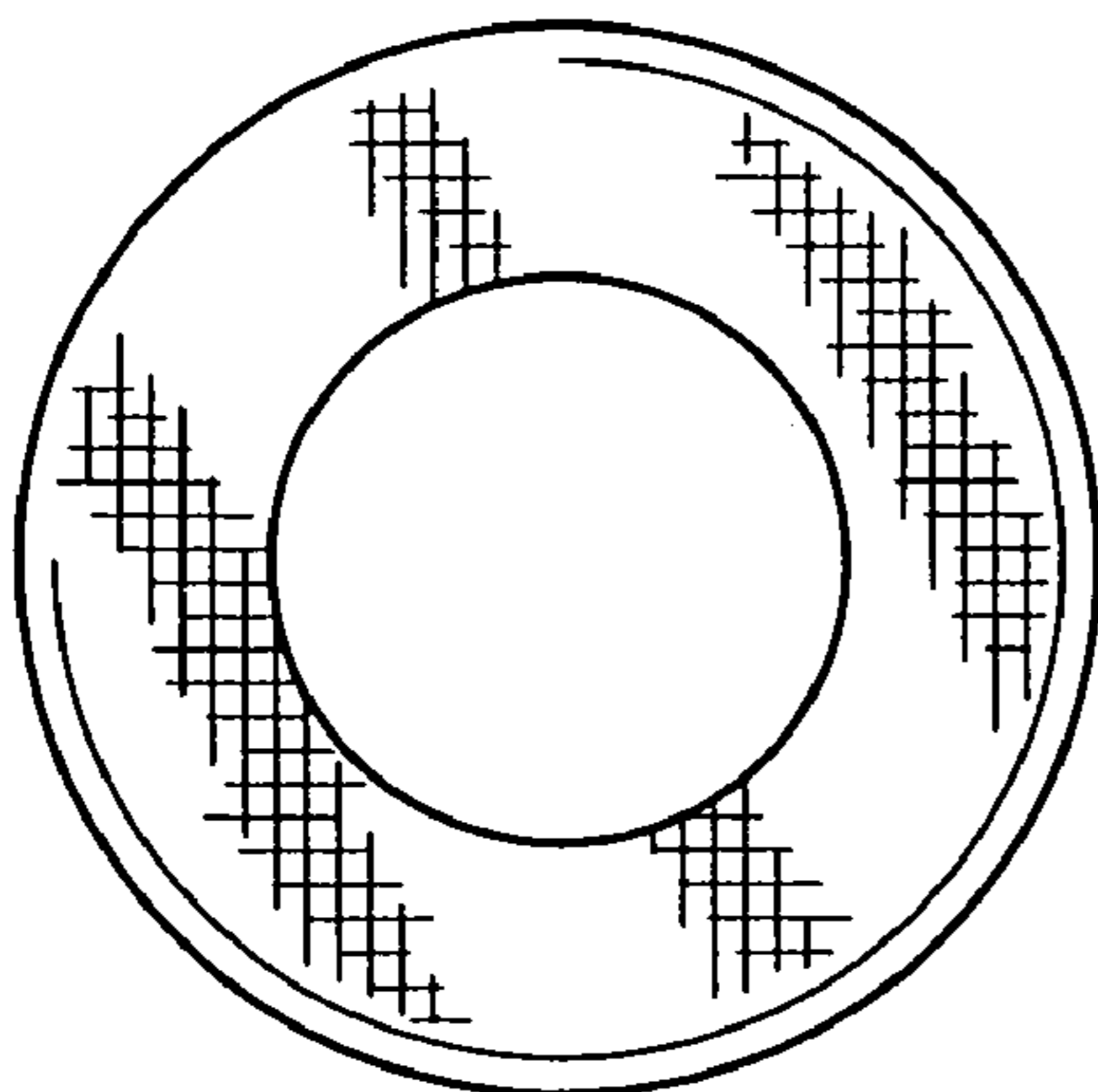


FIG. 8