



US00D549094S

(12) **United States Design Patent**
Oner et al.

(10) **Patent No.:** **US D549,094 S**

(45) **Date of Patent:** **** Aug. 21, 2007**

(54) **CONTAINER**

(75) Inventors: **Refik Oner**, Slough (GB); **Renaud Lachery**, Chartres (FR)

(73) Assignee: **Reckitt Benckiser N.V.**, Hoofddorp (NL)

(**) Term: **14 Years**

(21) Appl. No.: **29/248,940**

(22) Filed: **Sep. 12, 2006**

(30) **Foreign Application Priority Data**

May 18, 2006 (EM) 000531793

(51) **LOC (8) Cl.** **09-03**

(52) **U.S. Cl.** **D9/425; D9/418**

(58) **Field of Classification Search** D9/414-433,
D9/457, 701, 341-348, 730-762, 304, 227;
206/461-471, 495, 806; D3/215

See application file for complete search history.

(56) **References Cited**

U.S. PATENT DOCUMENTS

D304,685 S * 11/1989 Hadtke D9/415
D305,732 S * 1/1990 Hadtke D9/415
D315,302 S * 3/1991 Kistler D9/415

D363,217 S * 10/1995 Flynn D9/415
D380,962 S * 7/1997 Trigger D9/415
D425,416 S * 5/2000 Denham et al. D9/416
6,059,112 A * 5/2000 Dykstra et al. 206/438
D449,780 S * 10/2001 Corella D9/415
D527,997 S * 9/2006 Kudo et al. D9/425

* cited by examiner

Primary Examiner—Louis S. Zarfaz

Assistant Examiner—Susan E Krakower

(74) *Attorney, Agent, or Firm*—Norris McLaughlin & Marcus, PA

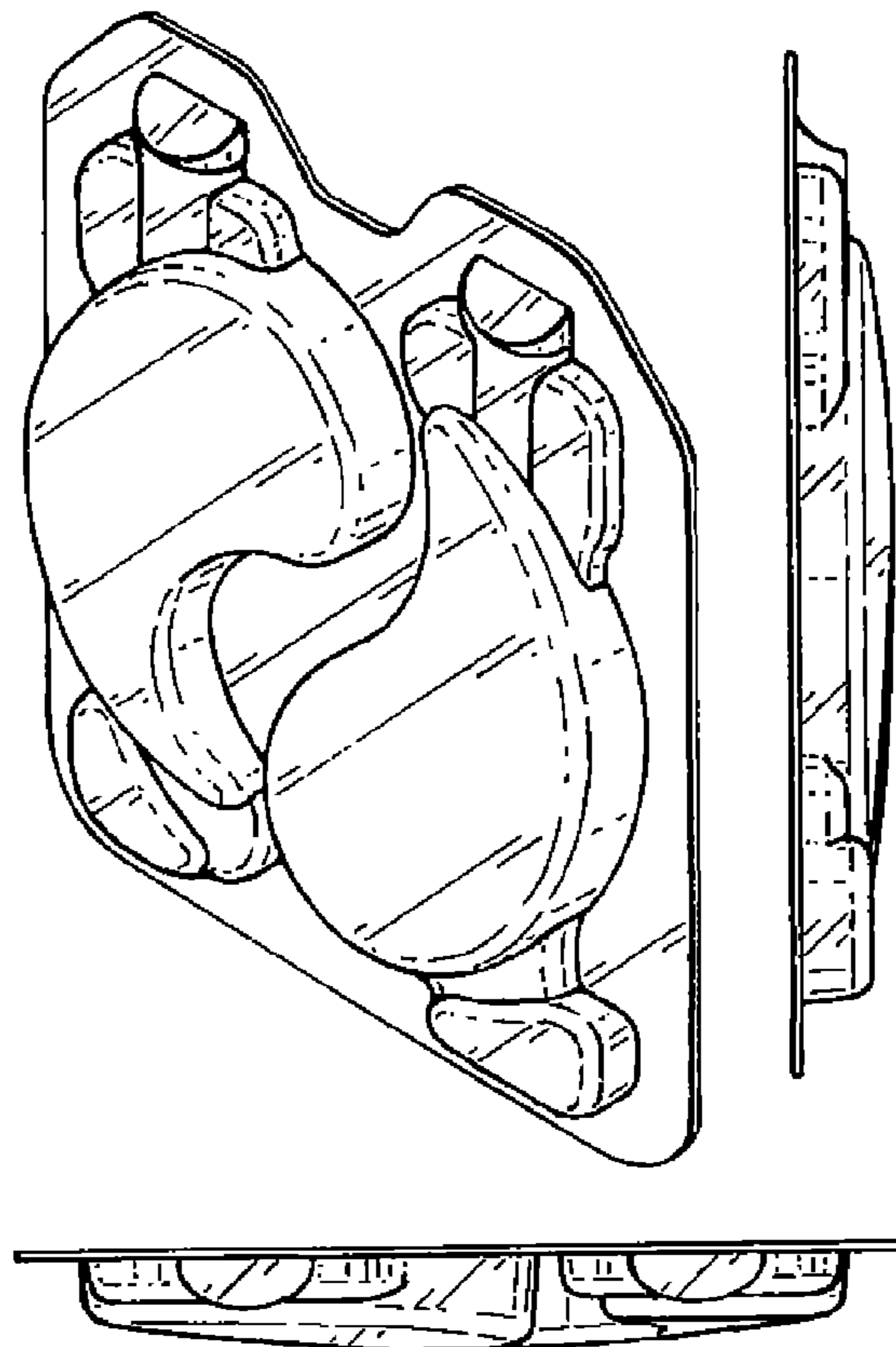
(57) **CLAIM**

The ornamental design for a container, as shown and described.

DESCRIPTION

FIG. 1 is a front perspective view of our container;
FIG. 2 is a front elevational view thereof;
FIG. 3 is a rear elevational view thereof;
FIG. 4 is a right side elevational view thereof;
FIG. 5 is a left side elevational view thereof;
FIG. 6 is a top plan view thereof; and,
FIG. 7 is a bottom plan view thereof.

1 Claim, 3 Drawing Sheets



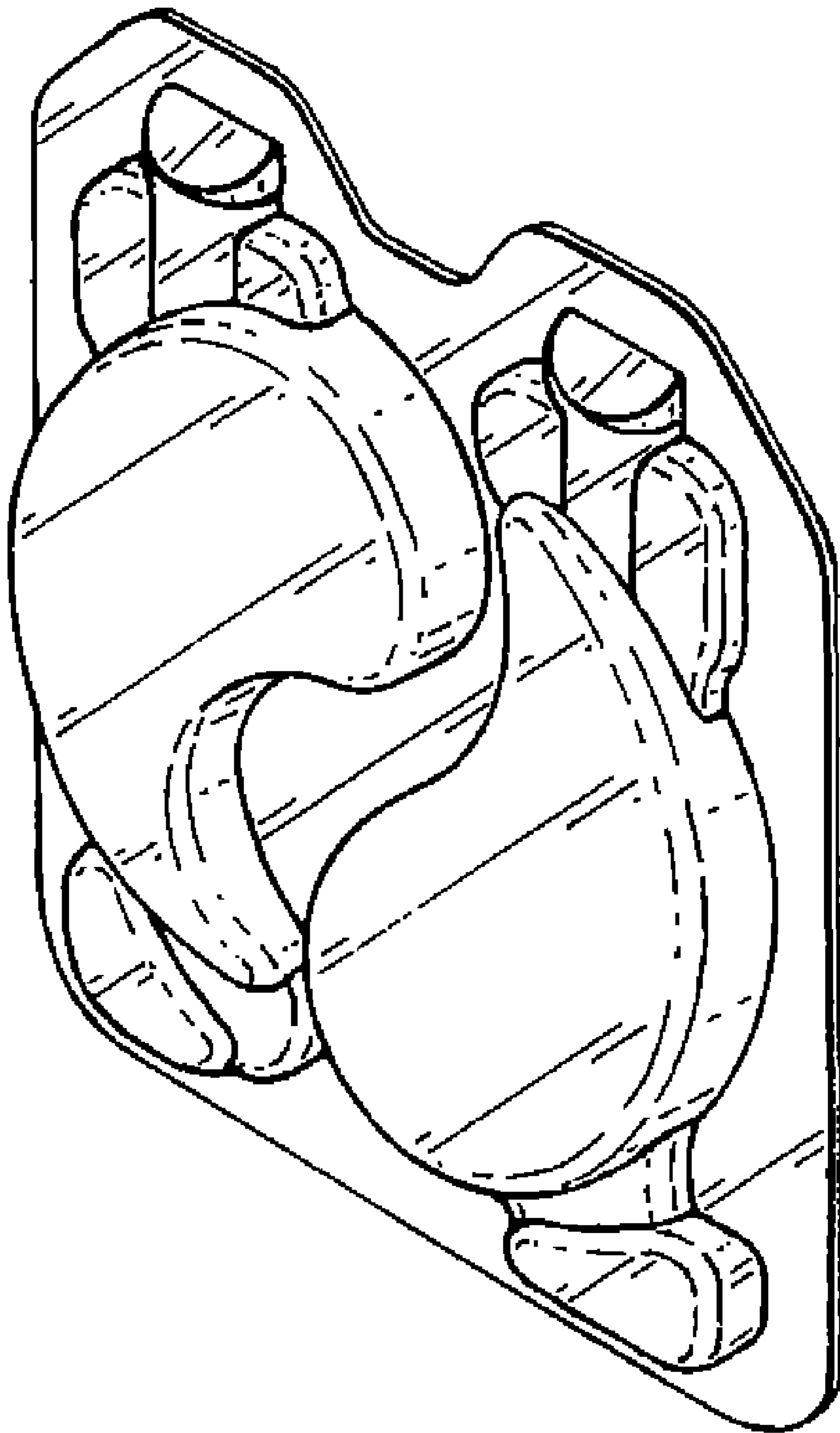


Fig. 1.




Fig.2.

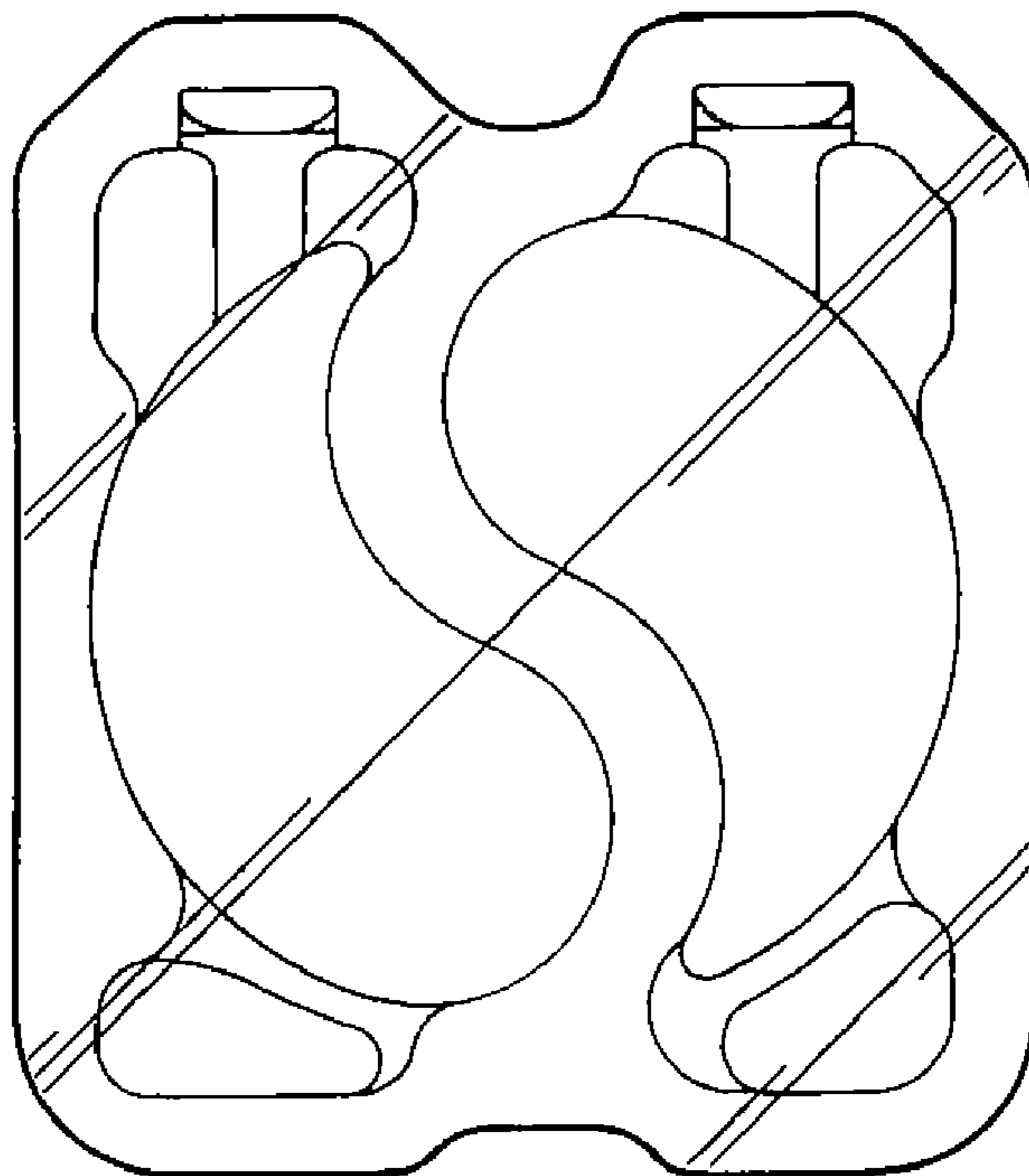


Fig.3.



Fig.4.



Fig.5.



Fig.6.



Fig.7.