

US00D549090S

(12) **United States Design Patent**
Feuerzeig

(10) **Patent No.:** **US D549,090 S**

(45) **Date of Patent:** **** Aug. 21, 2007**

(54) **CROWNED CAUL**

(76) Inventor: **Craig Feuerzeig**, 43 Midland Ave.,
Glen Ridge, NJ (US) 07028

(**) Term: **14 Years**

(21) Appl. No.: **29/264,024**

(22) Filed: **Aug. 2, 2006**

(51) **LOC (8) Cl.** **08-08**

(52) **U.S. Cl.** **D8/394**

(58) **Field of Classification Search** D8/356,
D8/371, 394-396; D19/65; 24/22, 67 R,
24/20 S, 115 R, 546, 563, 910, 343, 67.9;
248/74.2, 215, 227.1, 49, 300, 301, 316.7,
248/51, 489

See application file for complete search history.

(56) **References Cited**

U.S. PATENT DOCUMENTS

- 211,050 A * 12/1878 Reynolds 281/27.3
- 2,503,468 A * 4/1950 Carey 172/654
- D230,115 S * 1/1974 Beams D8/394
- D269,760 S * 7/1983 Geney D8/382
- 4,565,593 A * 1/1986 Marr 156/64
- D287,099 S * 12/1986 Cory D8/394
- 4,637,098 A * 1/1987 Okura et al. 24/136 R

- 4,869,378 A * 9/1989 Miller 211/94.01
- D406,590 S * 3/1999 Heiligenstein et al. D14/230
- 5,957,568 A * 9/1999 Byers 362/235
- 6,168,247 B1 * 1/2001 Stahmer et al. 312/183
- D534,588 S * 1/2007 Nuttall D19/65

* cited by examiner

Primary Examiner—Louis S. Zarfes

Assistant Examiner—John Windmuller

(74) *Attorney, Agent, or Firm*—Thomas L. Adams

(57) **CLAIM**

The ornamental design for an crowned caul, as shown and described.

DESCRIPTION

FIG. 1 is a perspective view of a crowned caul showing my new design;


FIG. 2 is a bottom plan view thereof;

FIG. 3 is a top plan view thereof;

FIG. 4 is a front elevational view thereof; the rear elevational view being identical; and,

FIG. 5 is a right side elevational view thereof; the left side elevational view being identical.

1 Claim, 1 Drawing Sheet



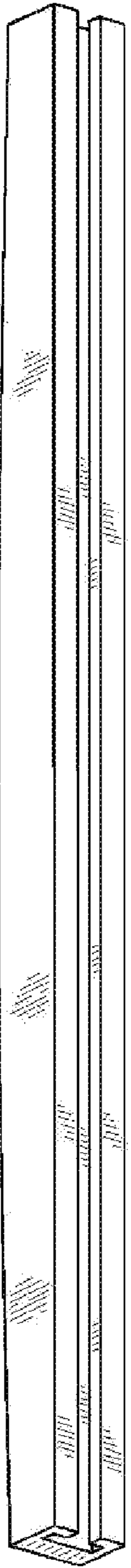


FIG. 1




FIG. 2

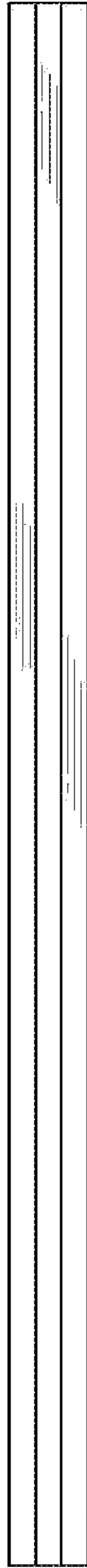


FIG. 3



FIG. 4



FIG. 5