



US00D549085S

(12) **United States Design Patent**
Mevisen et al.

(10) **Patent No.:** **US D549,085 S**

(45) **Date of Patent:** **** Aug. 21, 2007**

(54) **SHEETROCK LIFTING AND RETAINING APPARATUS**

(76) Inventors: **Steven H. Mevisen**, 10902 Johnson St.
North East, Blaine, MN (US) 55434;
Nathan J. Christiansen, 14671 Grouse
St. NW., Andover, MN (US) 55304

(**) **Term:** **14 Years**

(21) **Appl. No.:** **29/258,824**

(22) **Filed:** **Apr. 28, 2006**

(51) **LOC (8) Cl.** **08-05**

(52) **U.S. Cl.** **D8/376**

(58) **Field of Classification Search** D8/14,
D8/71, 349, 354, 363, 376, 380, 381, 395;
D6/380, 499; D11/48; D12/317; D34/31;
108/156; 248/129, 163.1, 354.1, 354.3, 354.5,
248/354.6, 542, 161, 200.1; 254/98; 514/326;
405/290; 52/126.6

See application file for complete search history.

(56) **References Cited**

U.S. PATENT DOCUMENTS

2,686,649	A *	8/1954	De Vigier	254/98
2,710,781	A *	6/1955	Haynes, Sr.	108/156
3,027,140	A *	3/1962	Holzbach	254/98
3,130,950	A *	4/1964	Bowden et al.	254/98
3,467,033	A *	9/1969	Remer et al.	108/150
D228,588	S *	10/1973	Gruden	D8/71
3,870,268	A *	3/1975	Larkin	248/354.1
4,221,362	A *	9/1980	Van Santen	254/98
4,234,151	A *	11/1980	John et al.	254/98
D262,278	S *	12/1981	Van Santen	D34/31
D263,114	S *	2/1982	Sette	D8/381
4,375,934	A	3/1983	Elliott		
4,684,097	A *	8/1987	Cox	248/354.3
4,695,028	A	9/1987	Hunter		
D293,987	S *	2/1988	Raftery	D6/499
4,733,844	A *	3/1988	Molloy	248/354.1
D303,742	S *	10/1989	Reid	D6/499

4,928,916	A *	5/1990	Molloy	248/354.1
D314,681	S *	2/1991	Reid	D6/499
5,056,753	A *	10/1991	Lunau et al.	248/542
D327,211	S *	6/1992	Tarshis et al.	D8/349
5,129,774	A	7/1992	Balseiro et al.		
5,215,411	A *	6/1993	Seegmiller	405/290
D338,310	S *	8/1993	Clarke	D34/31
D353,754	S	12/1994	Carlisle		
D358,050	S *	5/1995	Koning	D6/499
D367,032	S *	2/1996	Fentress et al.	D12/317
D375,253	S *	11/1996	Campbell	D8/380
5,640,826	A	6/1997	Hurilla, Jr.		
D391,471	S *	3/1998	Amstutz et al.	D8/349
5,758,854	A *	6/1998	Shih	248/354.3
D399,106	S *	10/1998	Wexler	D8/14
D400,079	S *	10/1998	Chase	D8/349
5,819,482	A *	10/1998	Belke et al.	52/126.6
D414,678	S *	10/1999	Sanders	D8/354
6,042,074	A *	3/2000	Cusimano	248/354.1
6,082,945	A	7/2000	Jeffries et al.		
D435,433	S *	12/2000	Miller et al.	D8/354
6,432,984	B1 *	8/2002	Barth et al.	514/326

(Continued)

Primary Examiner—T. Chase Nelson

Assistant Examiner—Barbara Blanton Lohr

(57) **CLAIM**

The ornamental design for a sheetrock lifting and retaining apparatus, as shown and described.

DESCRIPTION

FIG. 1 is a front elevation view of a sheetrock lifting and retaining apparatus showing our new design;

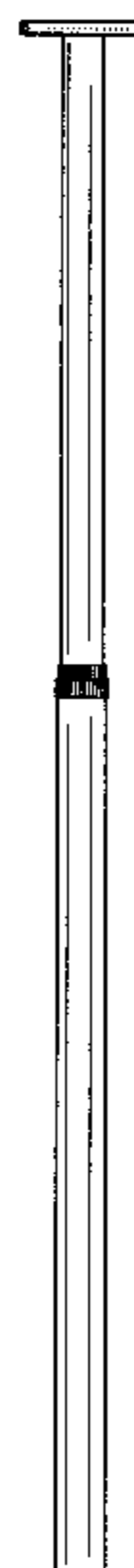
FIG. 2 is a side elevation view;

FIG. 3 is a top plan view;

FIG. 4 is a bottom plan view; and,

FIG. 5 is a perspective view of a sheetrock lifting and retaining apparatus showing our new design.

1 Claim, 1 Drawing Sheet



US D549,085 S

Page 2

U.S. PATENT DOCUMENTS

				7,165,361 B2 *	1/2007	Vanagan	52/126.6
6,505,803 B1 *	1/2003	Hernandez	248/354.5	2002/0139910 A1 *	10/2002	Shih	248/200.1
6,612,533 B2 *	9/2003	Biles et al.	248/354.1	2005/0161571 A1 *	7/2005	Wood	248/354.3
D485,742 S *	1/2004	Heberle	D8/354	2006/0186284 A1 *	8/2006	Root	248/161
D517,843 S *	3/2006	Barefoot	D6/499				

* cited by examiner

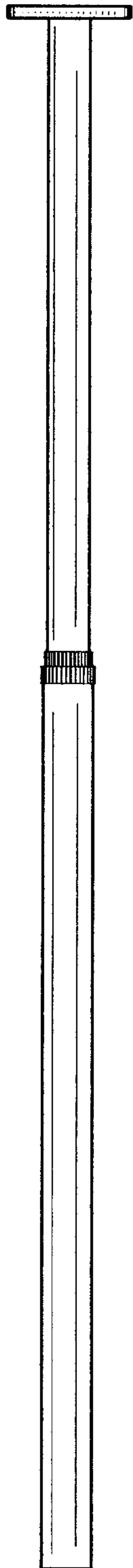


FIG. 1

FIG. 2

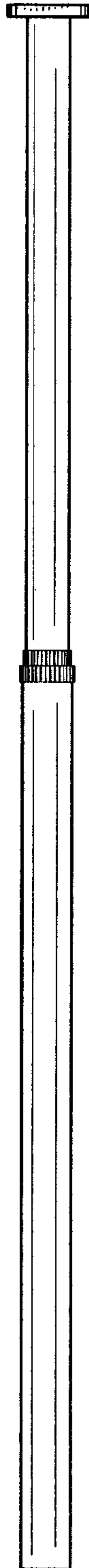


FIG. 3




FIG. 4

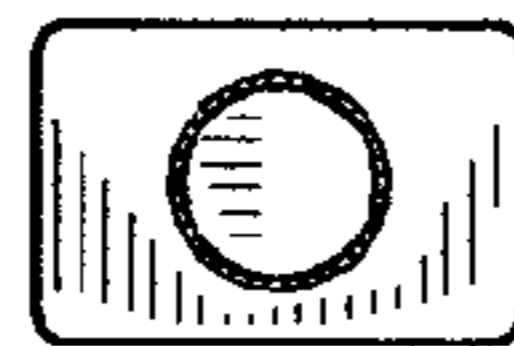


FIG. 5

