



US00D549084S

(12) **United States Design Patent**
Bennerdahl

(10) **Patent No.:** **US D549,084 S**

(45) **Date of Patent:** **** Aug. 21, 2007**

(54) **HANGER**

D421,383 S * 3/2000 Walker et al. D8/373

(75) Inventor: **Stefan Bennerdahl**, Forsheda (SE)

FOREIGN PATENT DOCUMENTS

(73) Assignee: **Linden International AB** (SE)

SE 517034 C2 4/2002

(**) Term: **14 Years**

* cited by examiner

(21) Appl. No.: **29/269,713**

Primary Examiner—Holly H. Baynham

(74) *Attorney, Agent, or Firm*—Bachman & LaPointe, P.C.

(22) Filed: **Dec. 6, 2006**

(57) **CLAIM**

Related U.S. Application Data

The ornamental design for hanger, as shown.

(62) Division of application No. 29/209,270, filed on Jul. 12, 2004.

DESCRIPTION

(51) **LOC (8) Cl.** **08-05**

FIG. 1 is a perspective view of an ornamental design of a hanger in accordance with the present invention;

(52) **U.S. Cl.** **D8/373**

FIG. 2 is a side view of the hanger of FIG. 1;

(58) **Field of Classification Search** D8/373,

FIG. 3 is a front view of the hanger of FIG. 1;

D8/394, 395; 248/488-489, 498; 24/543

FIG. 4 is a back view of the hanger of FIG. 1;

See application file for complete search history.

FIG. 5 is a top view of the hanger of FIG. 1; and,

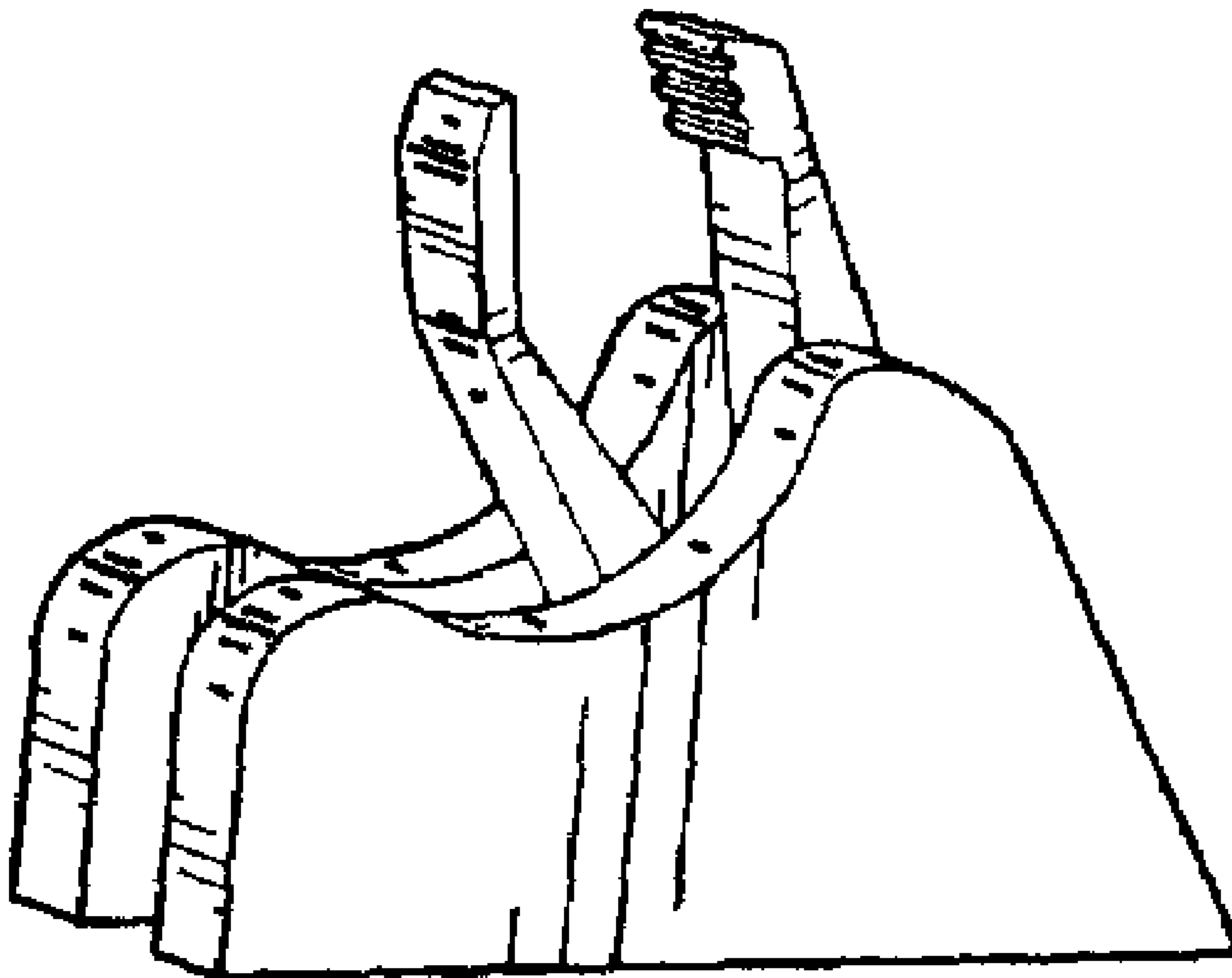
(56) **References Cited**

FIG. 6 is a bottom view of the hanger of FIG. 1.

U.S. PATENT DOCUMENTS

D308,467 S * 6/1990 Fenton D8/373

1 Claim, 1 Drawing Sheet



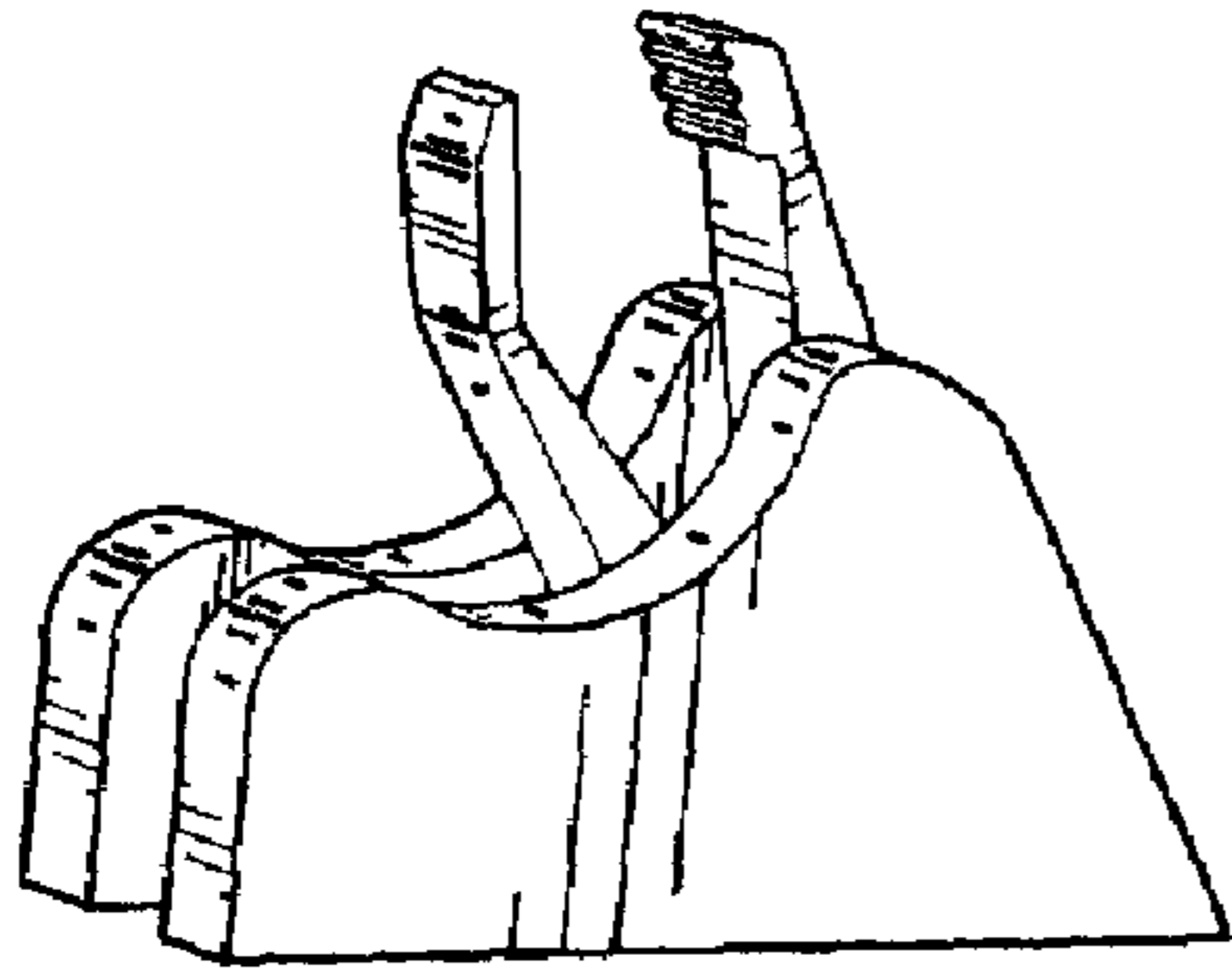


FIG. 1




FIG. 2

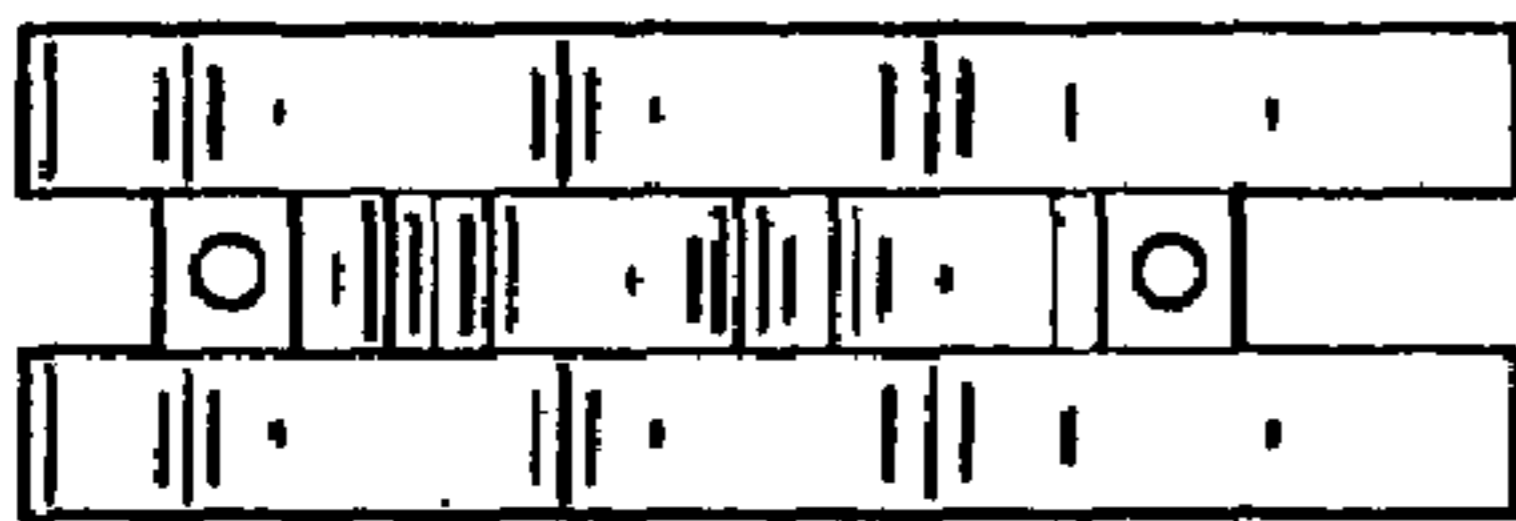


FIG. 3



FIG. 4

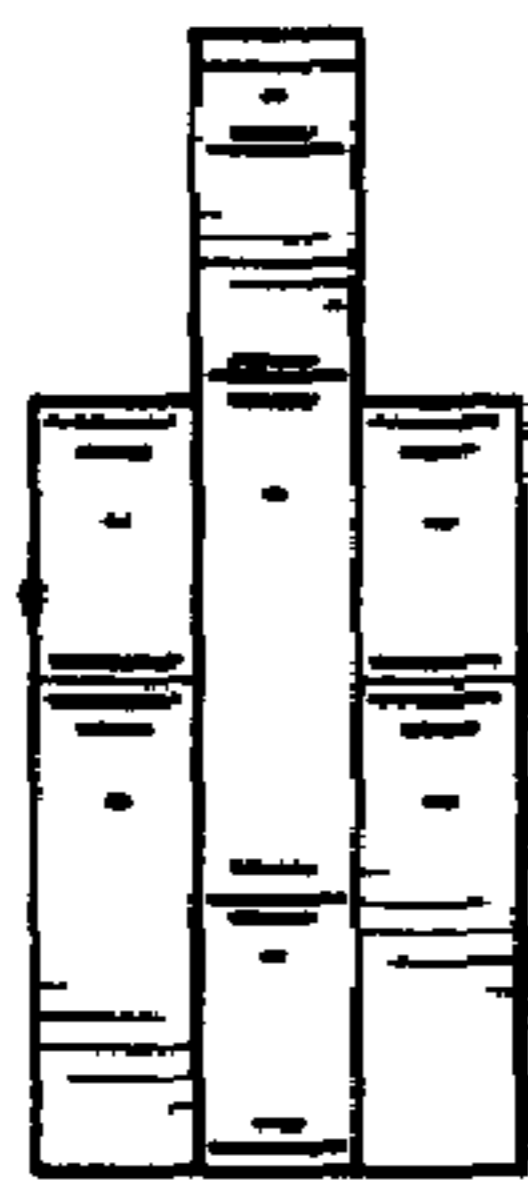


FIG. 5

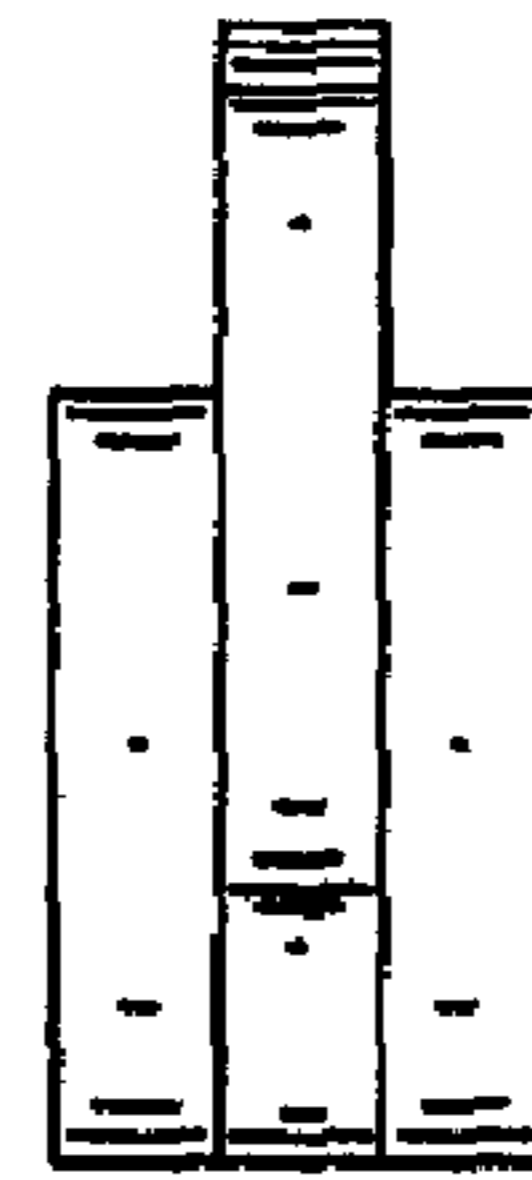


FIG. 6