



US00D549079S

(12) **United States Design Patent**  
**Killins**

(10) **Patent No.:** **US D549,079 S**

(45) **Date of Patent:** **\*\* Aug. 21, 2007**

(54) **LATCH PROTECTOR**

(76) Inventor: **Don Killins**, Country Village  
Manufactured Homes, Monroe, LA (US)  
71202

(\*\*) Term: **14 Years**

(21) Appl. No.: **29/253,897**

(22) Filed: **Feb. 15, 2006**

(51) **LOC (8) Cl.** ..... **08-07**

(52) **U.S. Cl.** ..... **D8/346**

(58) **Field of Classification Search** ..... D8/330-348;  
70/452, 416, 417, 424; 292/346, 357, DIG. 30,  
292/DIG. 32; 49/460, 504  
See application file for complete search history.

(56) **References Cited**

U.S. PATENT DOCUMENTS

3,645,045	A	2/1972	Gervis et al.	
3,764,173	A	10/1973	Griffith	
4,178,027	A *	12/1979	Charron	292/346
D258,716	S *	3/1981	Ciener	D8/343
D272,413	S	1/1984	Hennessy	
4,484,463	A	11/1984	Hennessy	
4,583,776	A	4/1986	Bouchard	
4,751,834	A	6/1988	Beck	
4,790,162	A	12/1988	Thur	
5,076,626	A	12/1991	Tiddy et al.	
5,131,189	A	7/1992	Mascotte	
5,269,100	A	12/1993	Fontenot	
D348,202	S	6/1994	Booth	
D354,670	S *	1/1995	Simon et al.	D8/353
5,415,020	A	5/1995	Allenbaugh	

5,547,239	A	8/1996	Allenbaugh	
5,802,765	A	9/1998	Vickery	
D417,833	S *	12/1999	Heithe	D8/346
6,406,076	B1	6/2002	Zarzycki, Jr.	
6,546,653	B1	4/2003	Thibodeaux, Jr.	
D474,101	S	5/2003	Simon et al.	
D474,675	S *	5/2003	Simon et al.	D8/346
D500,947	S	1/2005	Czerwinski	
6,837,082	B1	1/2005	Moore	

\* cited by examiner

*Primary Examiner*—Mitchell Siegel

(74) *Attorney, Agent, or Firm*—Richard C. Litman

(57) **CLAIM**

The ornamental design for a latch protector, as shown and described.

**DESCRIPTION**

FIG. 1 is a perspective view of a latch protector showing my new design;

FIG. 2 is a top view thereof, the bottom view being a mirror image thereof;

FIG. 3 is a front elevational view thereof;

FIG. 4 is left side elevational view thereof;

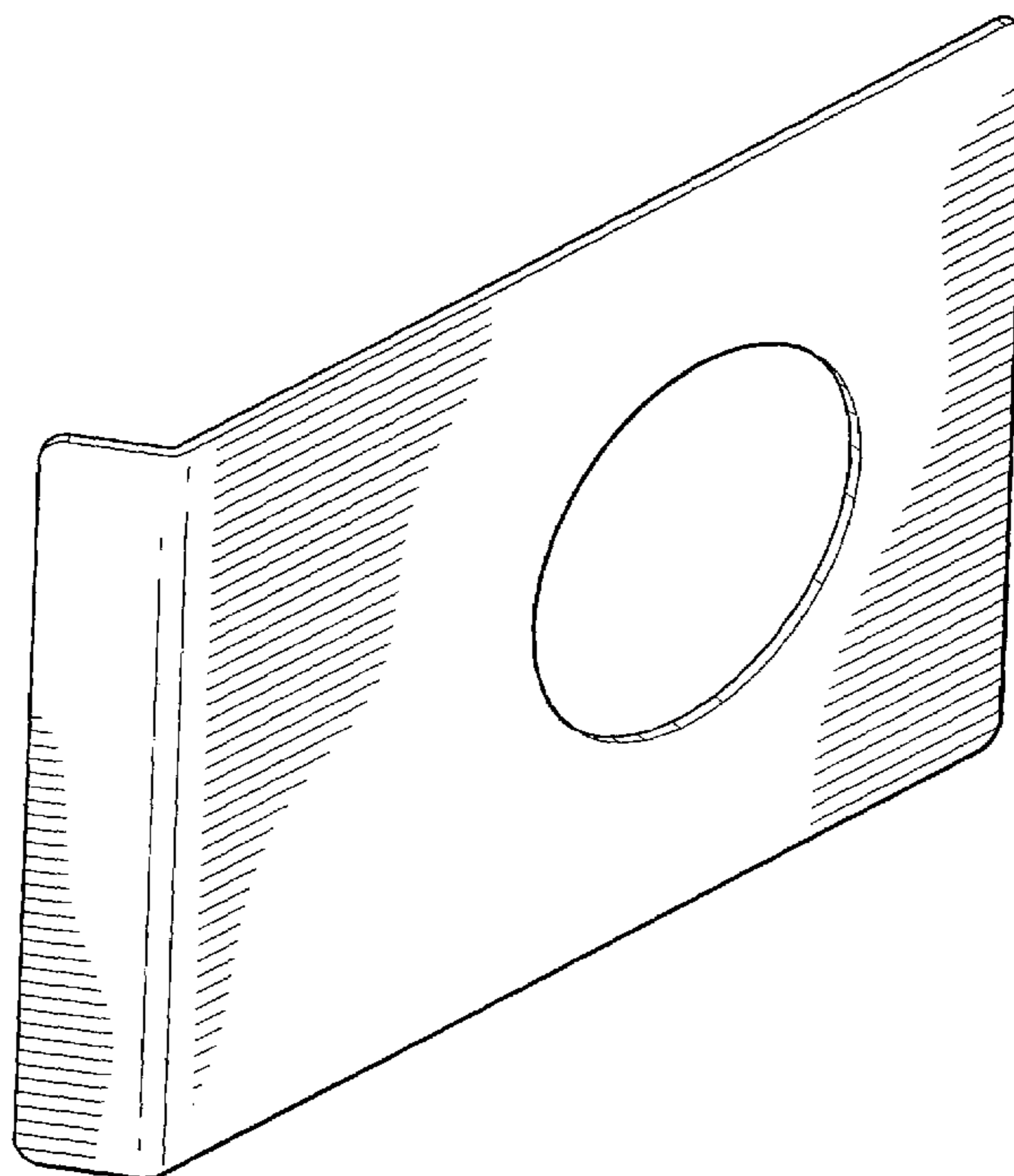
FIG. 5 is a right side elevational thereof;

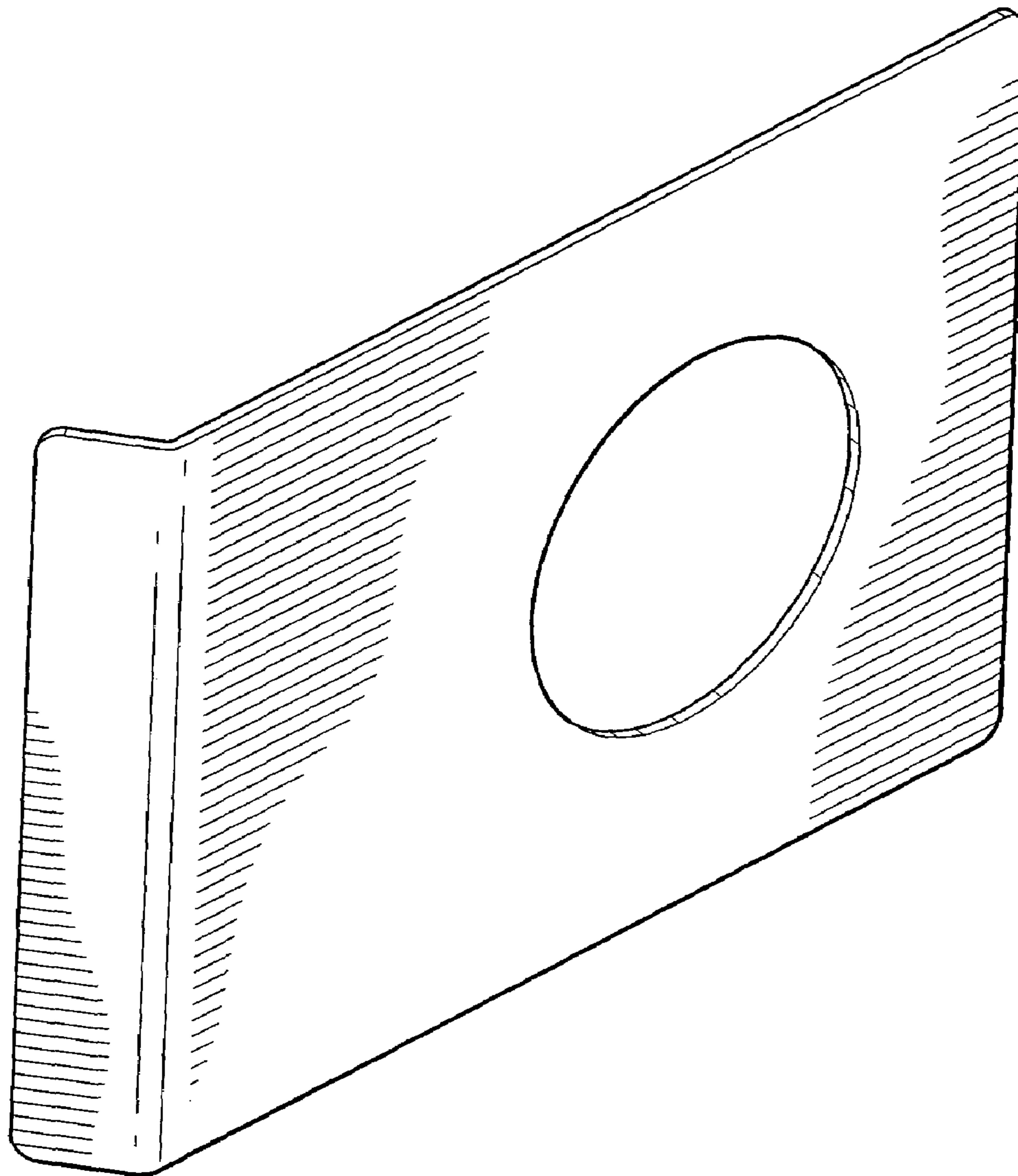
FIG. 6 is a rear elevational view thereof; and,

FIG. 7 is an environmental perspective view thereof.

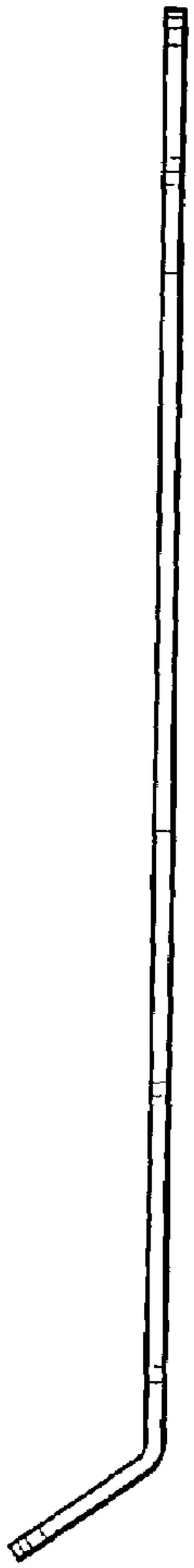
The broken line showing of a door in FIG. 7 is for illustrative purposes only and forms no part of the claimed design.

**1 Claim, 4 Drawing Sheets**






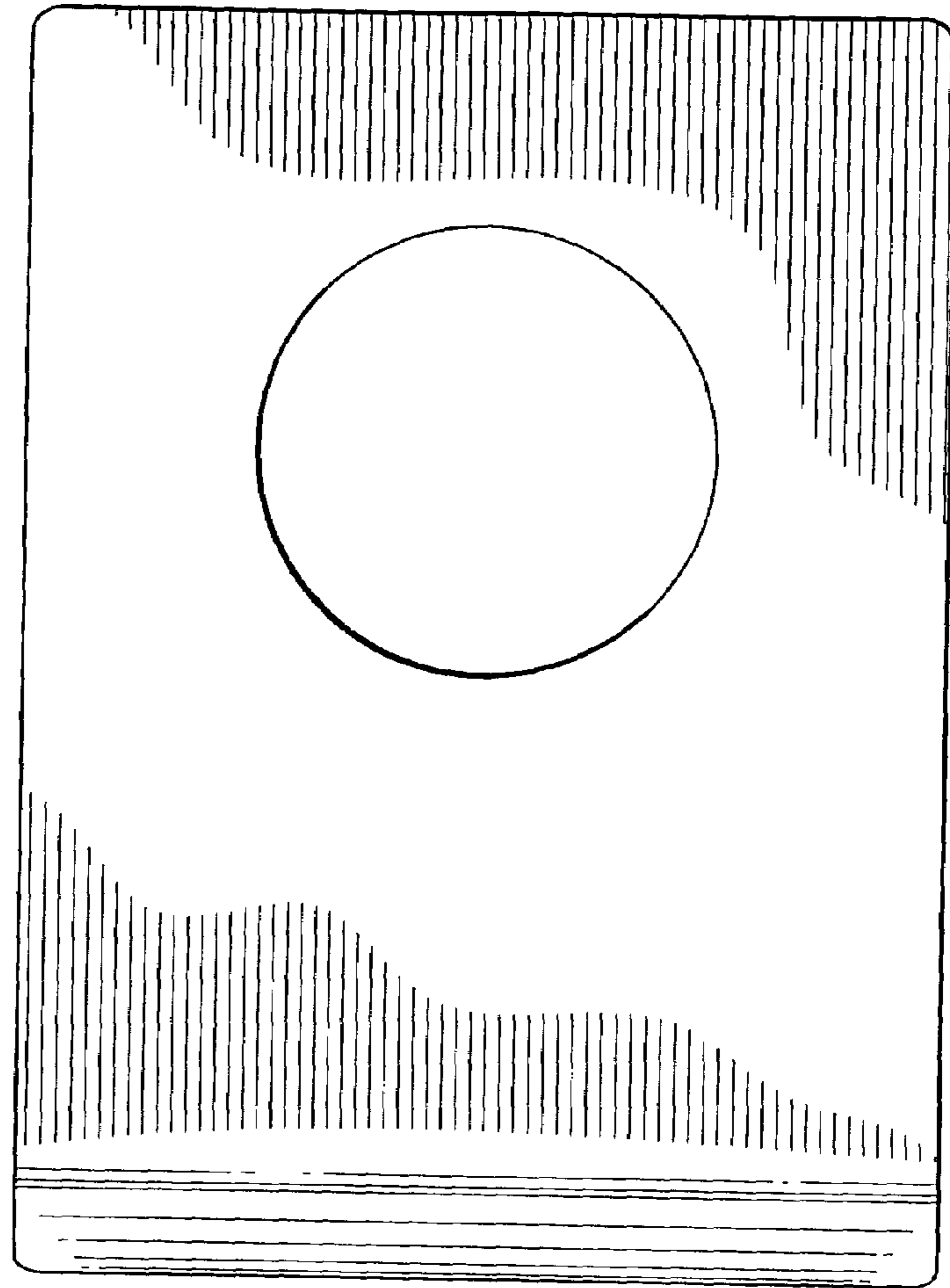
***Fig. 1***




**Fig. 2**



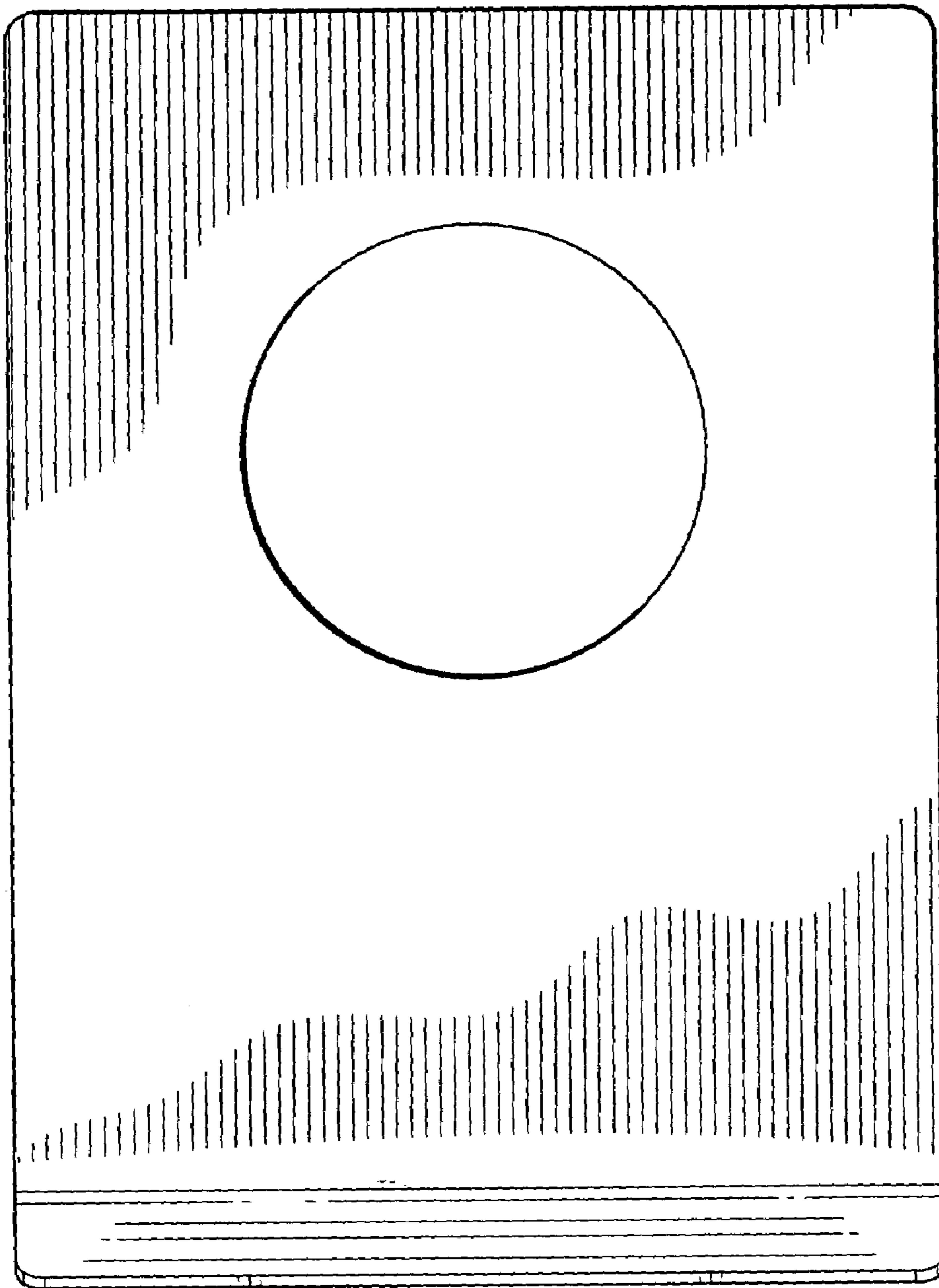
**Fig. 5**



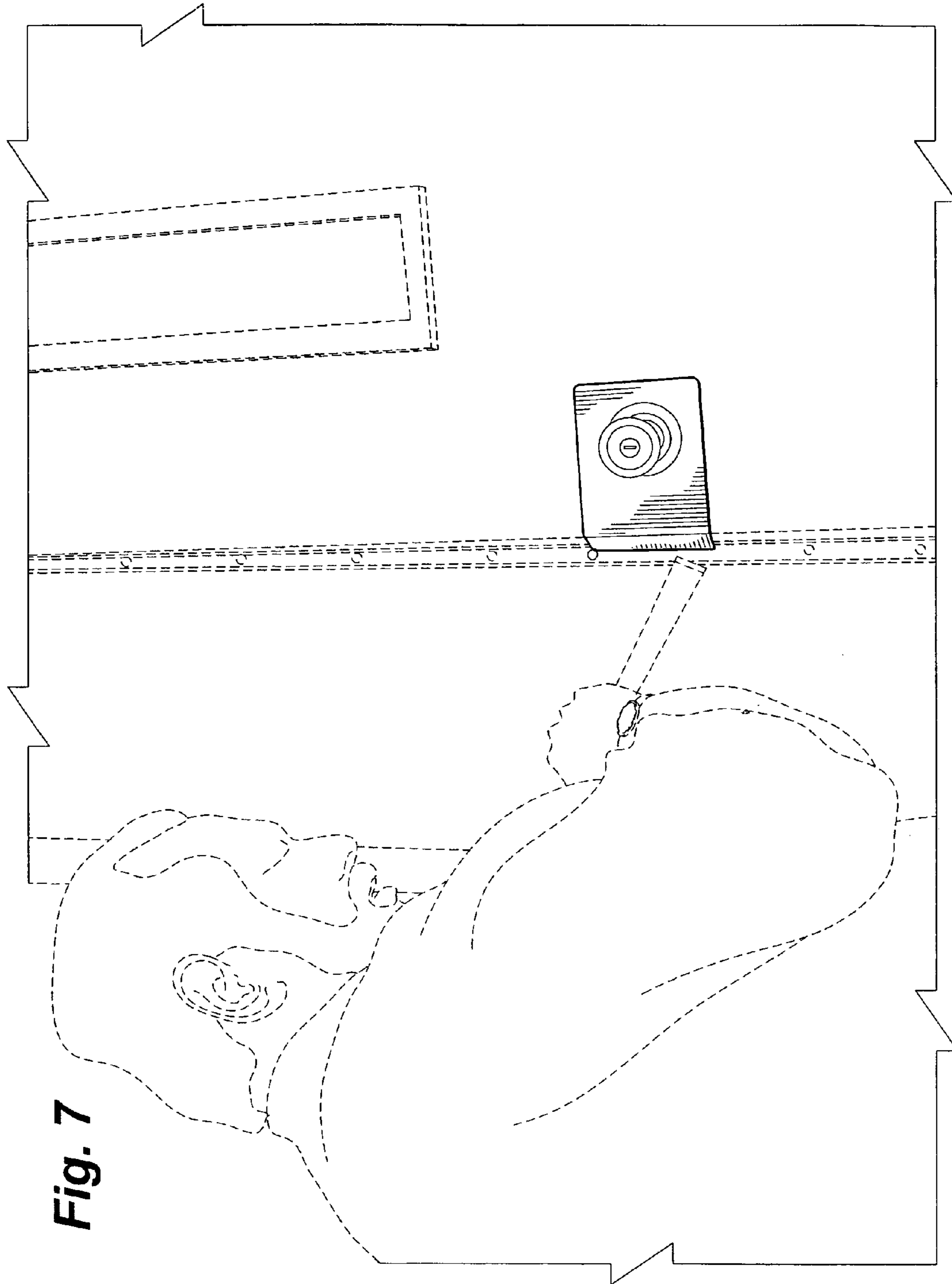
**Fig. 3**



**Fig. 4**



**Fig. 6**



**Fig. 7**