

US00D549061S

(12) **United States Design Patent**  
**Schmid et al.**

(10) **Patent No.:** **US D549,061 S**

(45) **Date of Patent:** **\*\* Aug. 21, 2007**

(54) **CORDLESS SCREWDRIVER**

(75) Inventors: **Juergen R. Schmid**, Ammerbuch (DE);  
**Patricia Lorek**, Frickenhausen (DE)

(73) Assignee: **Metabowerke GmbH**, Nuertingen (DE)

(\*\*) Term: **14 Years**

(21) Appl. No.: **29/267,645**

(22) Filed: **Oct. 19, 2006**

**Related U.S. Application Data**

(62) Division of application No. 29/241,651, filed on Oct. 31, 2005.

(30) **Foreign Application Priority Data**

May 3, 2005 (EM) ..... 000337852  
May 3, 2005 (EM) ..... 000337860

(51) **LOC (8) Cl.** ..... **08-04**

(52) **U.S. Cl.** ..... **D8/68**

(58) **Field of Classification Search** ..... D8/14.1,  
D8/61, 62, 63, 64, 65, 66, 67, 68, 69, 70;  
81/57.11, 429, 464, 465, 466, 469, 489; 173/13,  
173/104, 114, 168, 169, 170, 171, 178, 201,  
173/211, 213, 217; 408/20, 124, 125, 234,  
408/241 R; 451/358; 310/50; 227/8, 10,  
227/113, 114, 120, 130, 136, 142  
See application file for complete search history.

(56) **References Cited**

**U.S. PATENT DOCUMENTS**

D136,743 S \* 11/1943 Little ..... D8/68  
D150,531 S \* 8/1948 Albertson ..... D8/61  
D278,971 S \* 5/1985 Smith et al. .... D8/68  
D325,857 S \* 5/1992 Hasegawa et al. .... D8/61  
D333,080 S \* 2/1993 Fushiya et al. .... D8/68  
D403,936 S \* 1/1999 Somers ..... D8/68  
6,164,387 A \* 12/2000 Chang ..... 173/169

D443,491 S \* 6/2001 Robson ..... D8/61  
D462,593 S \* 9/2002 Nottingham et al. .... D8/68  
D468,610 S \* 1/2003 Chien ..... D8/68  
D469,324 S \* 1/2003 Heun ..... D8/68  
D475,909 S \* 6/2003 Waldron ..... D8/68  
D485,737 S \* 1/2004 Schaub et al. .... D8/68  
D486,713 S \* 2/2004 Lai ..... D8/68  
D502,854 S \* 3/2005 Ng ..... D8/68  
D513,160 S \* 12/2005 DeBoer et al. .... D8/68  
D524,133 S \* 7/2006 Wu ..... D8/68  
D524,625 S \* 7/2006 Wu ..... D8/68  
D527,236 S \* 8/2006 Wu ..... D8/68  
D531,873 S \* 11/2006 Liu ..... D8/68  
D532,666 S \* 11/2006 Chi ..... D8/68  
D532,667 S \* 11/2006 Tsai et al. .... D8/68

**FOREIGN PATENT DOCUMENTS**

GB 3000194 S \* 12/2001

\* cited by examiner

*Primary Examiner*—T. Chase Nelson

(74) *Attorney, Agent, or Firm*—Paul Vincent

(57) **CLAIM**

The ornamental design for a cordless screwdriver, as shown and described.

**DESCRIPTION**

FIG. 1 shows a perspective view of the cordless screwdriver in accordance with the invention;

FIG. 2 shows a bottom perspective view thereof;

FIG. 3 shows a front perspective view thereof;

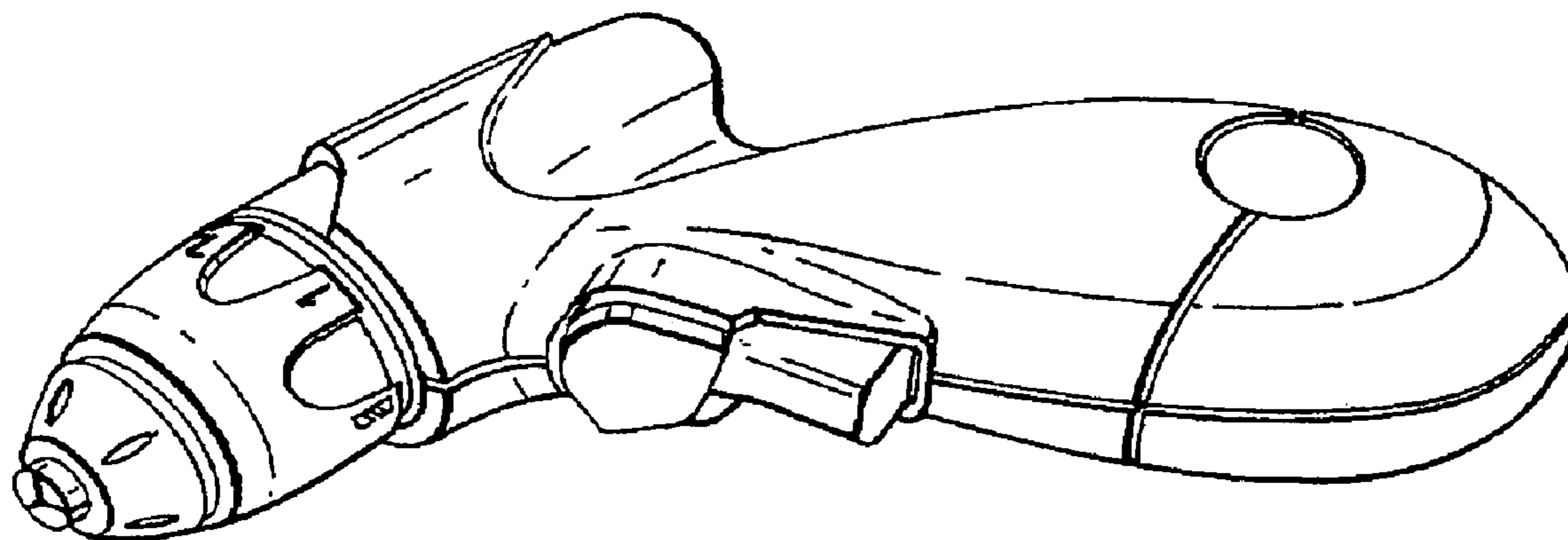
FIG. 4 shows a side perspective view thereof;

FIG. 5 shows a side perspective view opposite that of FIG. 4 thereof;

FIG. 6 shows a top perspective view thereof; and,

FIG. 7 shows a rear perspective view thereof.

**1 Claim, 4 Drawing Sheets**



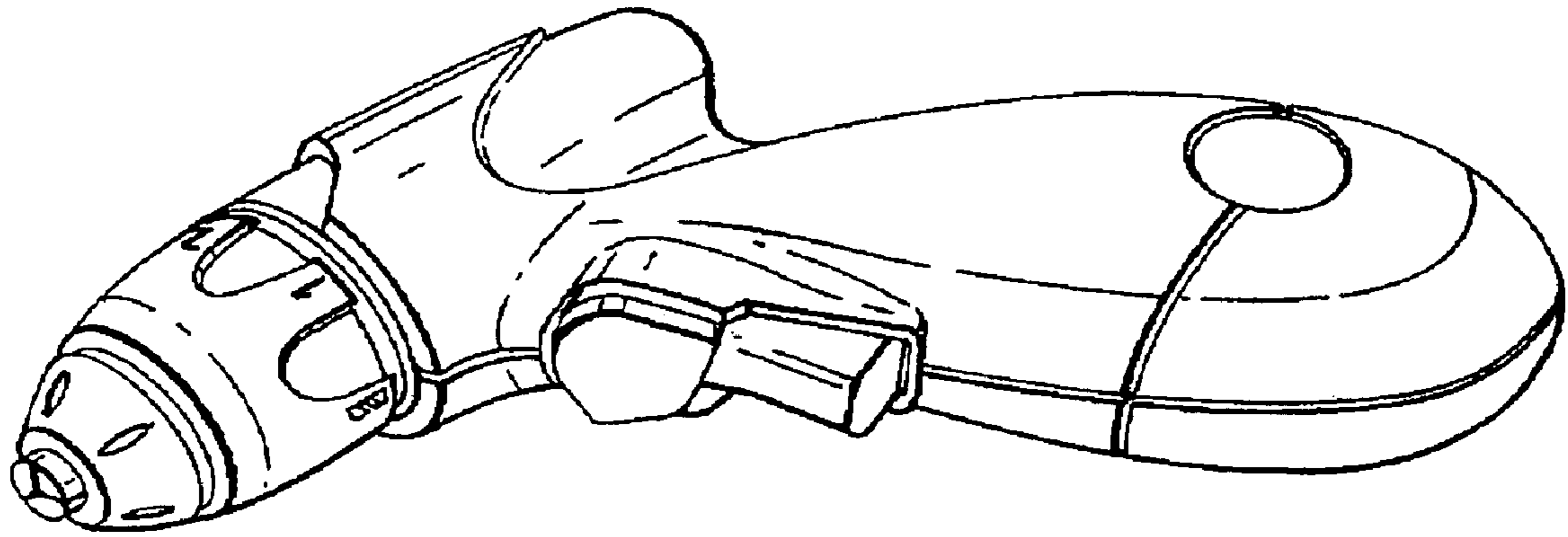


Fig. 1

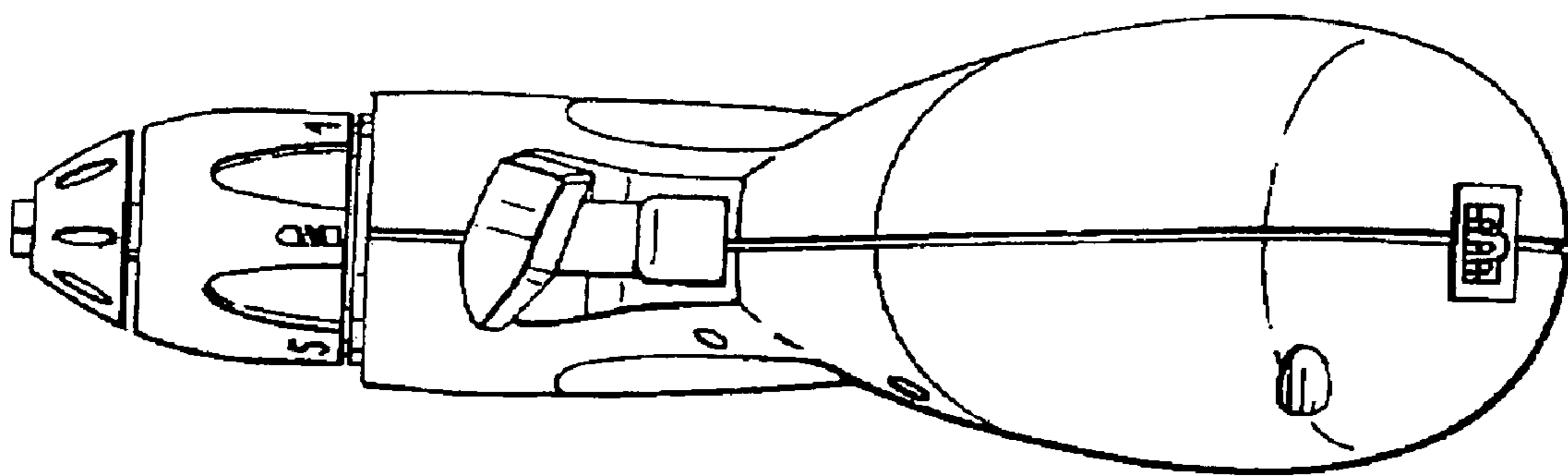


Fig. 2

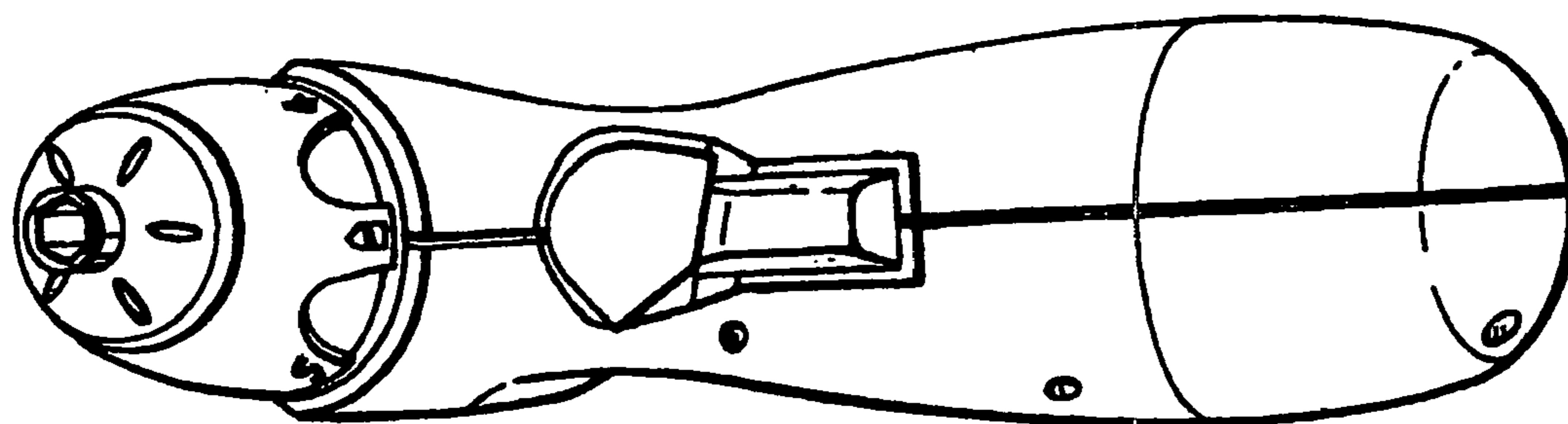


Fig. 3

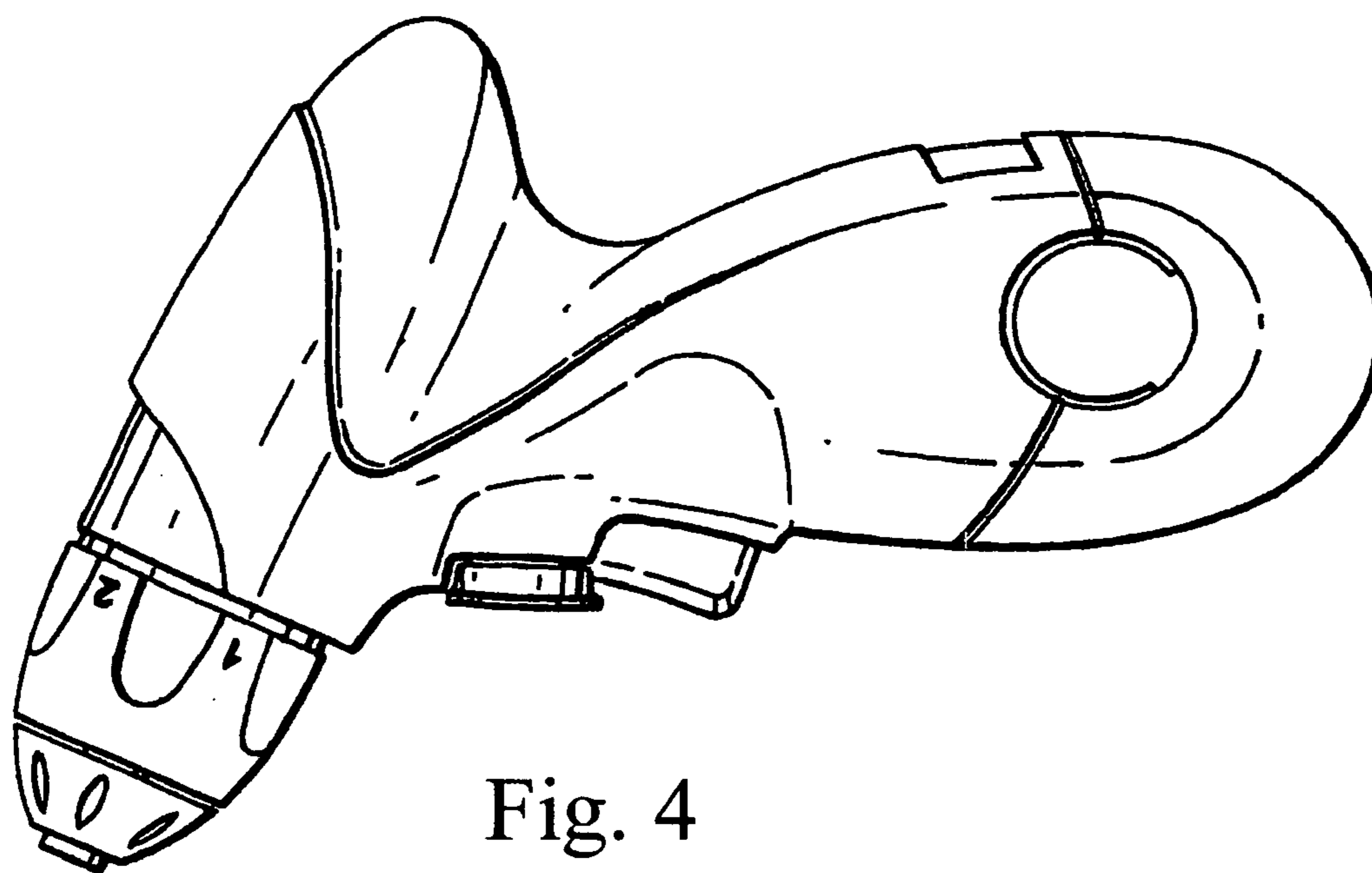


Fig. 4

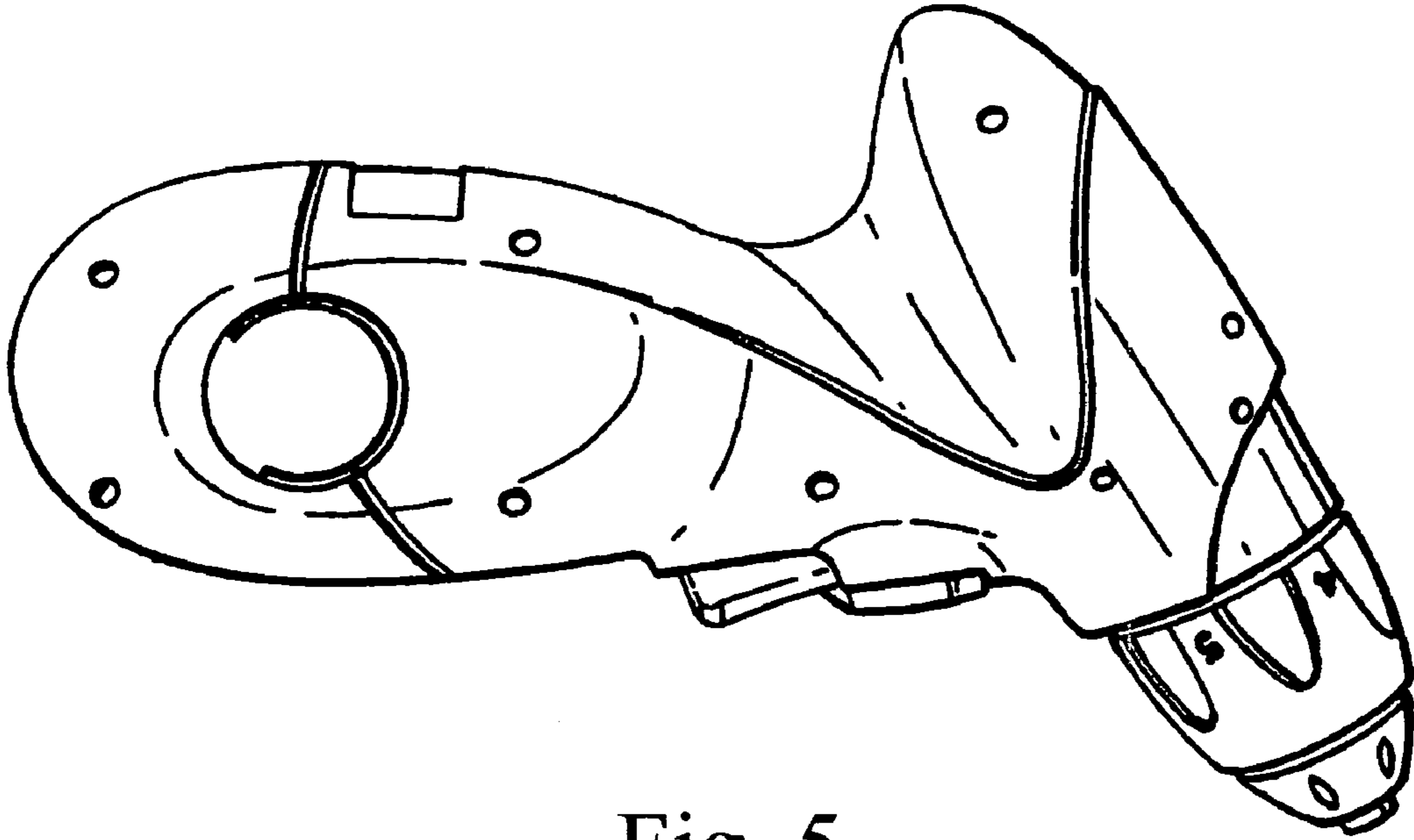


Fig. 5

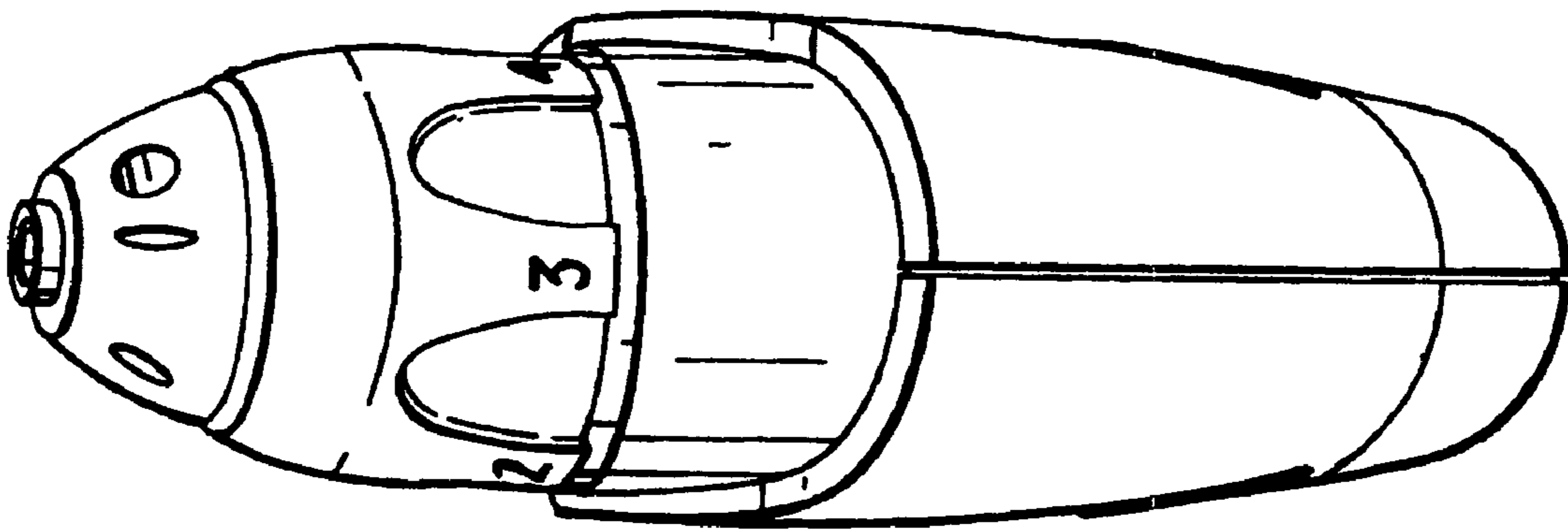


Fig. 6

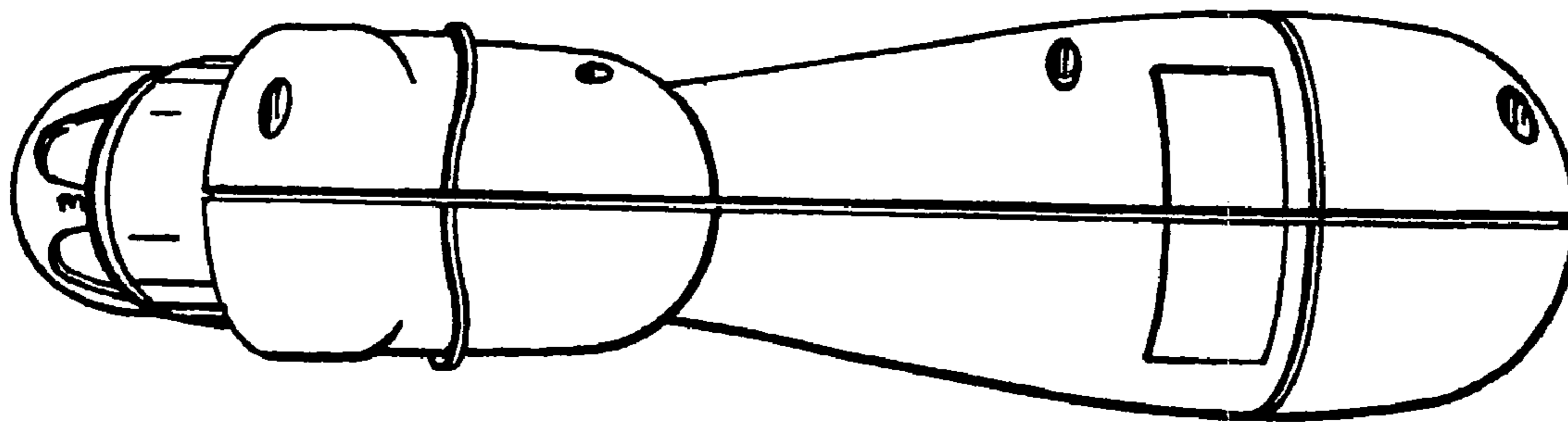


Fig. 7