

US00D549058S

(12) **United States Design Patent** (10) **Patent No.:** **US D549,058 S**
Shibata et al. (45) **Date of Patent:** **** Aug. 21, 2007**

(54) **FUSE PULLER**

(75) Inventors: **Hideki Shibata**, Ogaki (JP); **Eiji Murakami**, Ogaki (JP)

(73) Assignee: **Pacific Engineering Corp.**, Gifu-ken (JP)

(**) Term: **14 Years**

(21) Appl. No.: **29/250,302**

(22) Filed: **Nov. 9, 2006**

(51) **LOC (8) Cl.** **08-05**

(52) **U.S. Cl.** **D8/14; D8/395; D8/394**

(58) **Field of Classification Search** D8/356,
D8/371, 394-396; D19/65; 24/22, 67 R,
24/20 S, 115 R, 546, 563, 910, 343, 67.9;
248/74.2, 215, 227.1, 49, 300, 301, 316.7,
248/51, 489

See application file for complete search history.

(56) **References Cited**

U.S. PATENT DOCUMENTS

4,475,283 A * 10/1984 Olson et al. 29/720
4,841,819 A * 6/1989 Williams 81/3.8
D322,024 S * 12/1991 Archer D8/395
5,666,865 A * 9/1997 Ito 81/3.8
D440,132 S * 4/2001 Su et al. D8/14

D509,726 S * 9/2005 Diller D8/395
D510,699 S * 10/2005 Crain et al. D8/395
2005/0001439 A1 * 1/2005 Lukaszynski et al. 294/99.2

FOREIGN PATENT DOCUMENTS

CN ZL 2004 3 0009784.1 5/2005

* cited by examiner

Primary Examiner—Louis S. Zarfaz

Assistant Examiner—John Windmuller

(74) *Attorney, Agent, or Firm*—Synnestvedt & Lechner LLP

(57) **CLAIM**

The ornamental design for a fuse puller, as shown and described.

DESCRIPTION

FIG. 1 is a perspective view of a fuse puller showing our new design;

FIG. 2 is a front elevational view thereof, the rear elevational view being identical;

FIG. 3 is a top plan view thereof;

FIG. 4 is a bottom plan view thereof; and,

FIG. 5 is a right side elevational view thereof, the left side elevational view being identical.

1 Claim, 4 Drawing Sheets

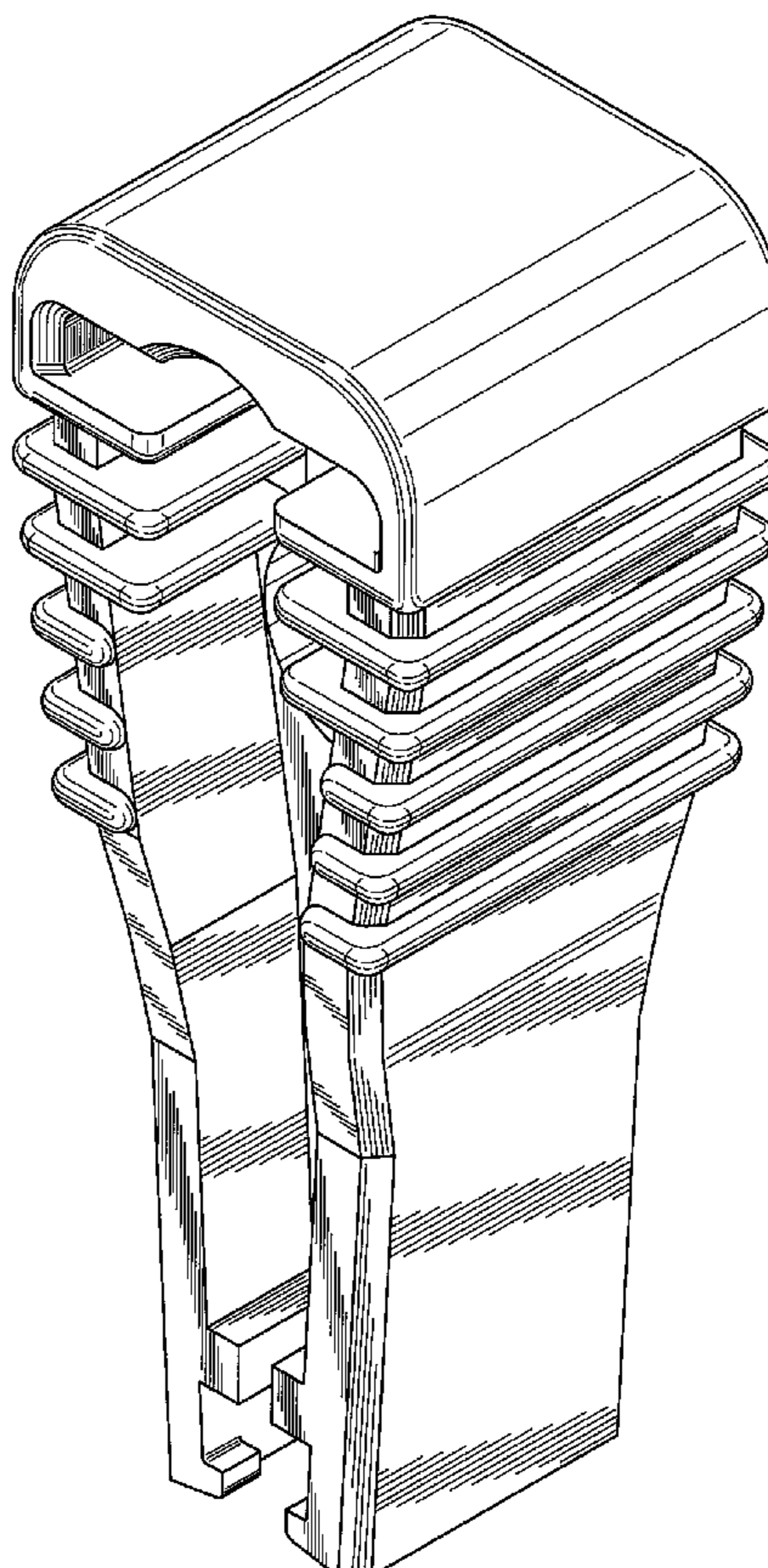


FIG. 1

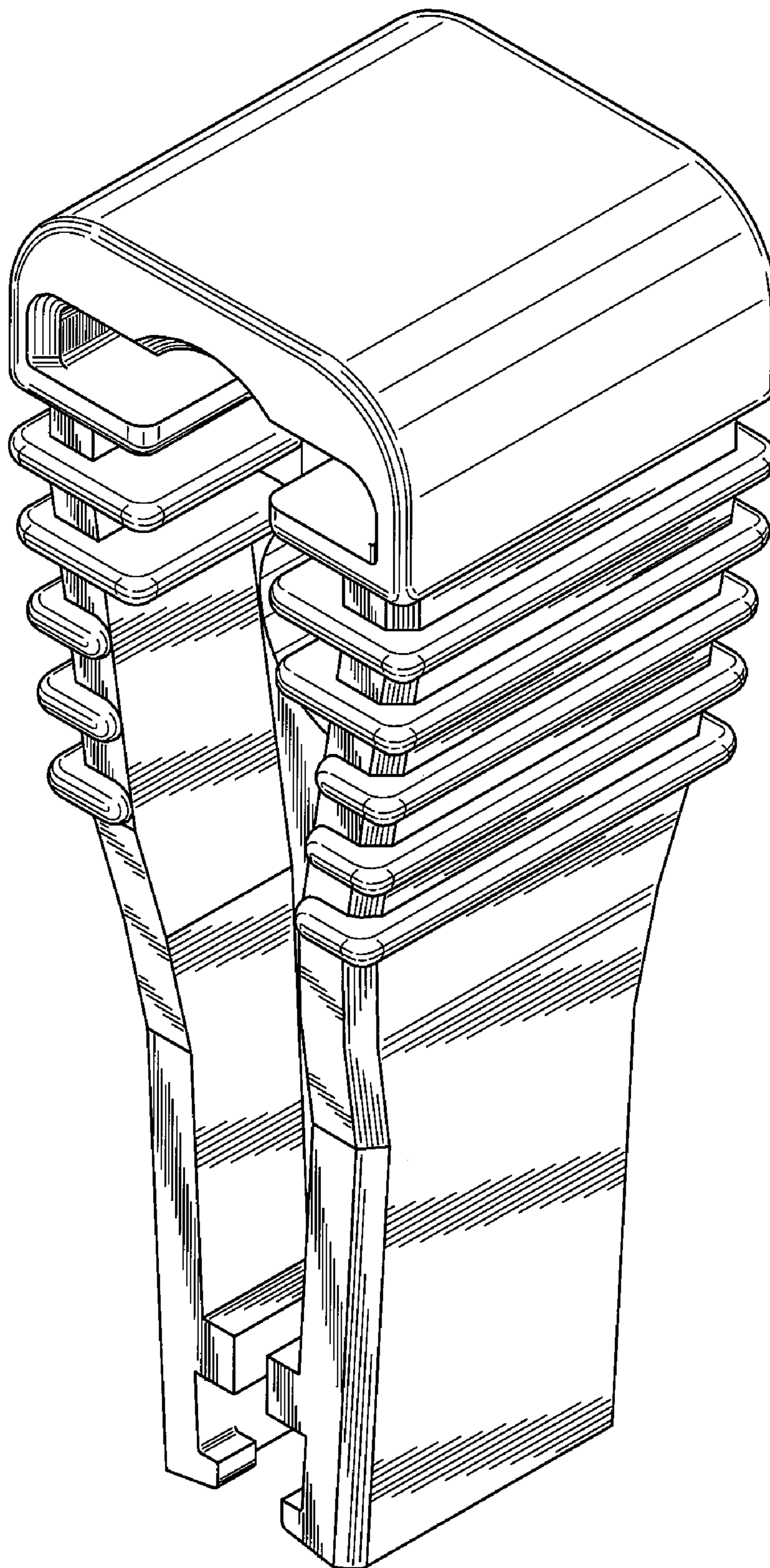


FIG. 2

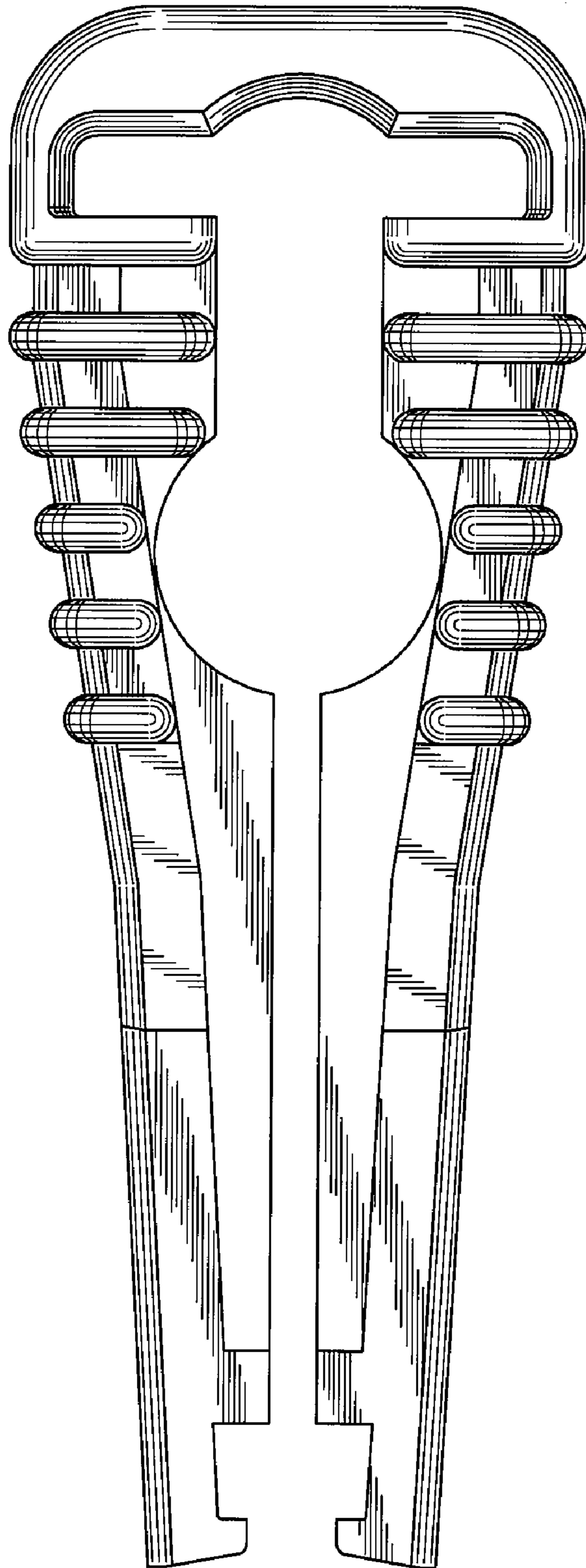


FIG. 3




FIG. 4

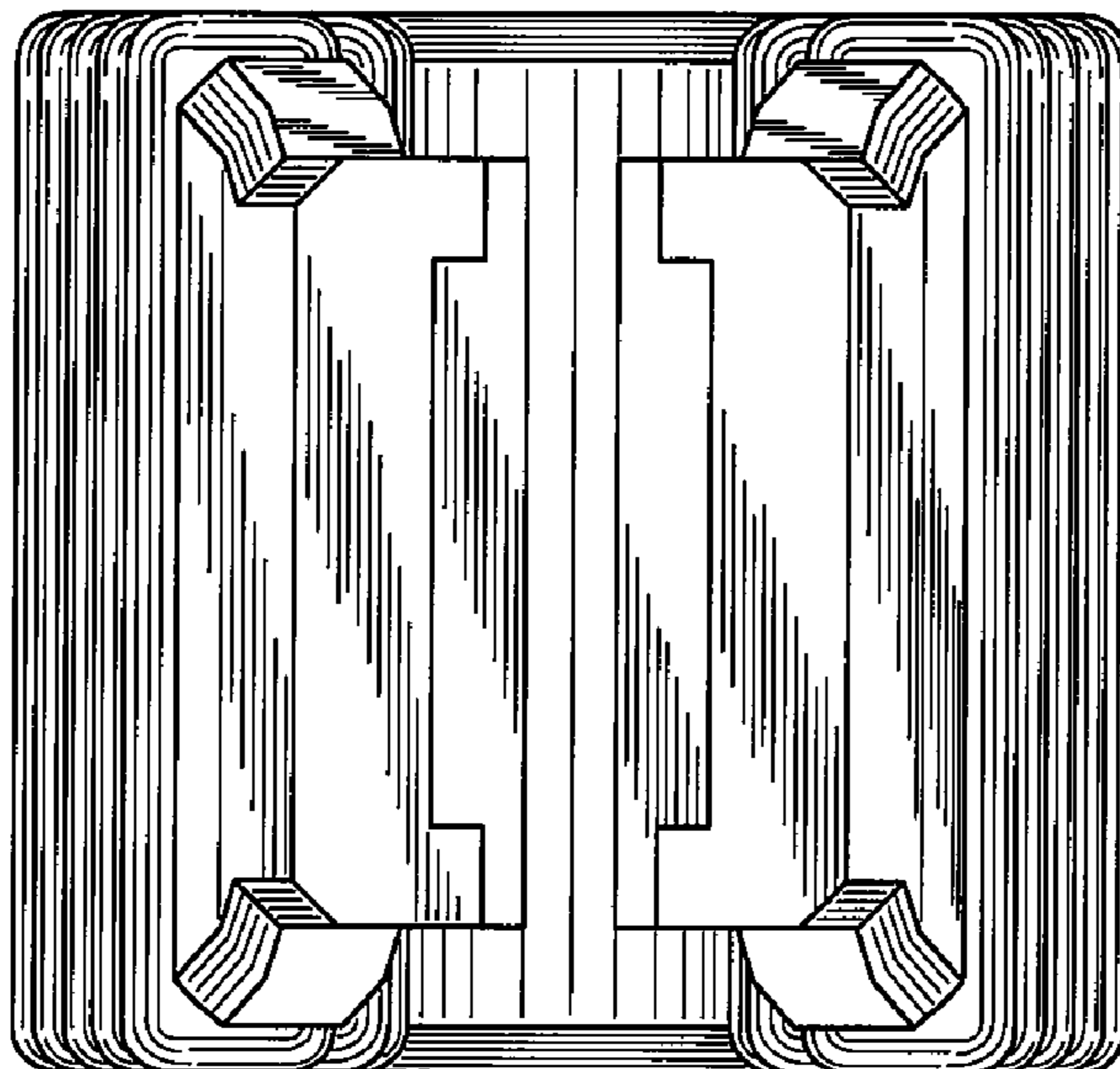


FIG. 5

