



US00D549057S

(12) **United States Design Patent**  
**Sanoner**

(10) **Patent No.:** **US D549,057 S**

(45) **Date of Patent:** **\*\* Aug. 21, 2007**

(54) **FORK**

(75) Inventor: **Hughes Marie Sanoner**, Hong Kong  
(HK)

(73) Assignee: **Solar Wide Industrial Limited**, Tsuen  
Wan, New Territories, Hong Kong (CN)

(\*\*) Term: **14 Years**

(21) Appl. No.: **29/268,085**

(22) Filed: **Oct. 27, 2006**

(51) **LOC (8) Cl.** ..... **07-02**

(52) **U.S. Cl.** ..... **D7/683; D10/57**

(58) **Field of Classification Search** ..... D7/680-696,  
D7/393, 395, 642-664; 30/123, 142, 322,  
30/323, 345, 147-150; 99/419, 421 A, 421 H,  
99/441; 374/141, 155, 208-210; D10/53,  
D10/57; 294/1.1, 55.5, 61  
See application file for complete search history.

(56) **References Cited**

**U.S. PATENT DOCUMENTS**

3,552,210 A \* 1/1971 Wright ..... 374/155  
D405,705 S \* 2/1999 Norcross ..... D10/57

D435,403 S \* 12/2000 Sanoner ..... D7/683  
D442,439 S \* 5/2001 Lai et al. .... D7/683  
D445,654 S \* 7/2001 Yu ..... D7/683  
D451,771 S \* 12/2001 Sanoner ..... D7/683  
6,591,739 B2 \* 7/2003 Norcross ..... 374/155

\* cited by examiner

*Primary Examiner*—Terry A. Wallace

(74) *Attorney, Agent, or Firm*—Alix, Yale & Ristas, LLP

(57) **CLAIM**

The ornamental design for a fork, as shown and described.

**DESCRIPTION**

FIG. 1 is a front, right side and bottom perspective view of a fork showing my new design;

FIG. 2 is a front elevational view thereof;

FIG. 3 is a rear elevational view thereof;

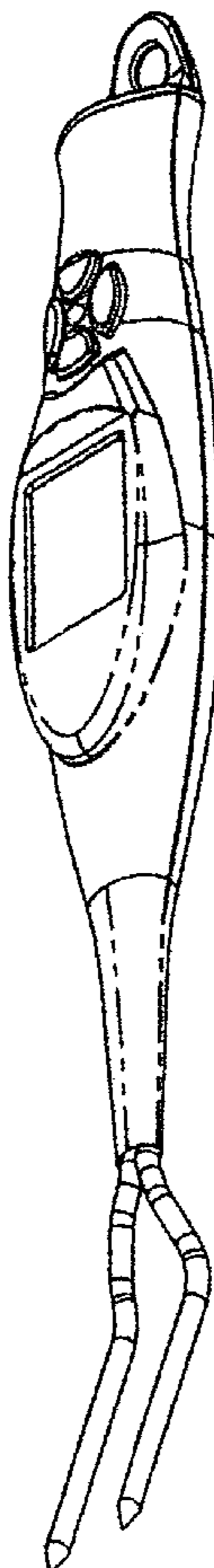
FIG. 4 is a left side elevational view thereof;

FIG. 5 is a right side elevational view thereof;

FIG. 6 is a top end view thereof; and,

FIG. 7 is a bottom end view thereof.

**1 Claim, 2 Drawing Sheets**



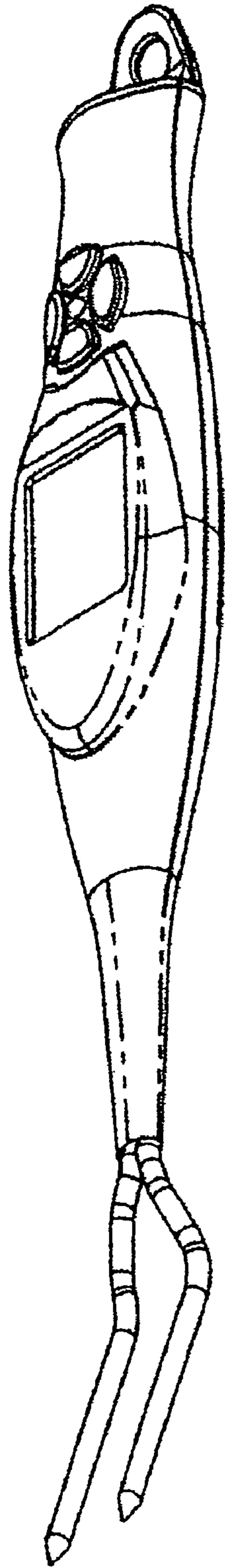


FIG. 1



FIG. 6




FIG. 7

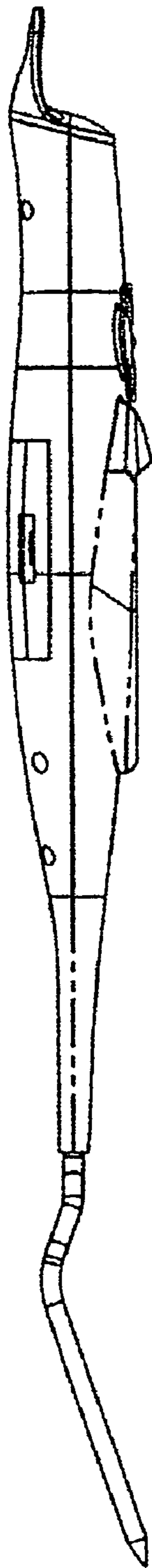


FIG. 4

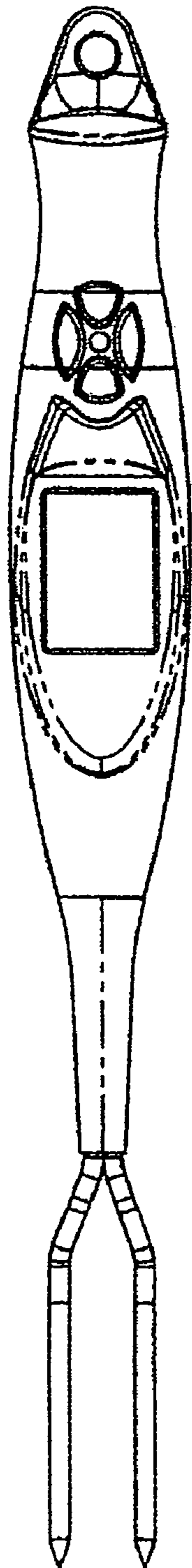


FIG. 2

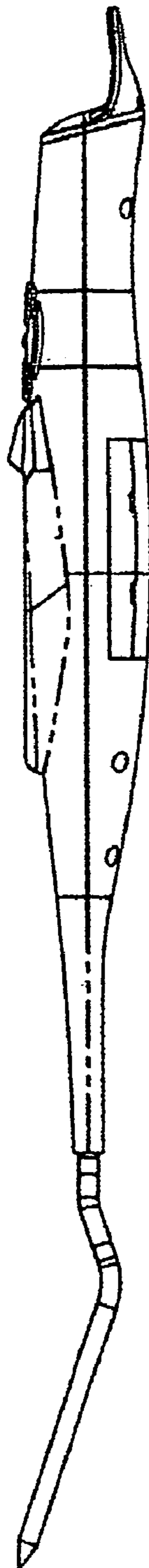


FIG. 5

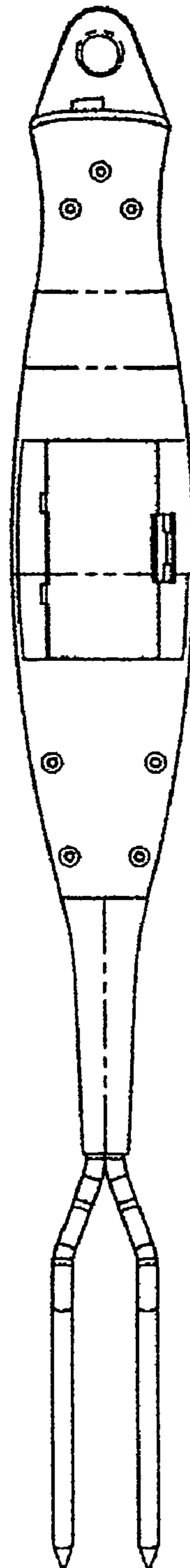


FIG. 3