

US00D549053S

(12) **United States Design Patent**  
**Dellaferrera**

(10) **Patent No.:** **US D549,053 S**

(45) **Date of Patent:** **\*\* Aug. 21, 2007**

(54) **CONTAINER FOR FOOD PRODUCTS**

(75) Inventor: **Franco Dellaferrera**, Alba (IT)

(73) Assignee: **Soremartec S.A.**, Schoppach-Arlon (BE)

(\*\*) Term: **14 Years**

(21) Appl. No.: **29/191,709**

(22) Filed: **Oct. 14, 2003**

(30) **Foreign Application Priority Data**

Aug. 21, 2003 (EM) ..... 67954

(51) **LOC (8) Cl.** ..... **07-01**

(52) **U.S. Cl.** ..... **D7/629; D7/538; D7/601; D3/294**

(58) **Field of Classification Search** ..... D3/18-29, D3/273-314, 605-608; D6/406.1-406; D7/316-317, D7/397, 500, 550.1-587, 590-600, 602, 641, D7/703, 708; D9/303, 700, 424-429; D28/73-91.1; 220/737

See application file for complete search history.

(56) **References Cited**

**U.S. PATENT DOCUMENTS**

D290,297 S \* 6/1987 Schemmer ..... D28/78  
D309,264 S \* 7/1990 Forbes, Jr. .... D9/438  
D326,226 S \* 5/1992 Gerhart ..... D9/423  
D380,900 S \* 7/1997 Pearson et al. .... D3/294  
D424,245 S \* 5/2000 Stoecker ..... D28/78

D459,217 S \* 6/2002 Puglisi ..... D9/432  
D460,443 S \* 7/2002 Brunner et al. .... D14/240  
D465,087 S \* 11/2002 Shapiro ..... D3/303  
D483,911 S \* 12/2003 Prince et al. .... D28/64.1  
D487,192 S \* 3/2004 Farnham et al. .... D3/294  
D496,133 S \* 9/2004 Dittmer et al. .... D28/83  
D516,801 S \* 3/2006 Jones et al. .... D3/203.2  
D531,761 S \* 11/2006 Zadeh et al. .... D28/83

\* cited by examiner

*Primary Examiner*—Philip S. Hyder

*Assistant Examiner*—Cynthia Underwood

(74) *Attorney, Agent, or Firm*—Rothwell, Figg, Ernst & Manbeck, P.C.

(57) **CLAIM**

The ornamental design for a container for food products, as shown.

**DESCRIPTION**

FIG. 1 is a top view of a container for food products showing my new design;

FIG. 2 is a bottom view of the container of FIG. 1;

FIG. 3 is a left side view of the container of FIG. 1;

FIG. 4 is a right side view of the container of FIG. 1;

FIG. 5 is a front view of the container of FIG. 1;

FIG. 6 is a rear view of the container of FIG. 1; and,

FIG. 7 is a perspective view of this invention.

**1 Claim, 2 Drawing Sheets**

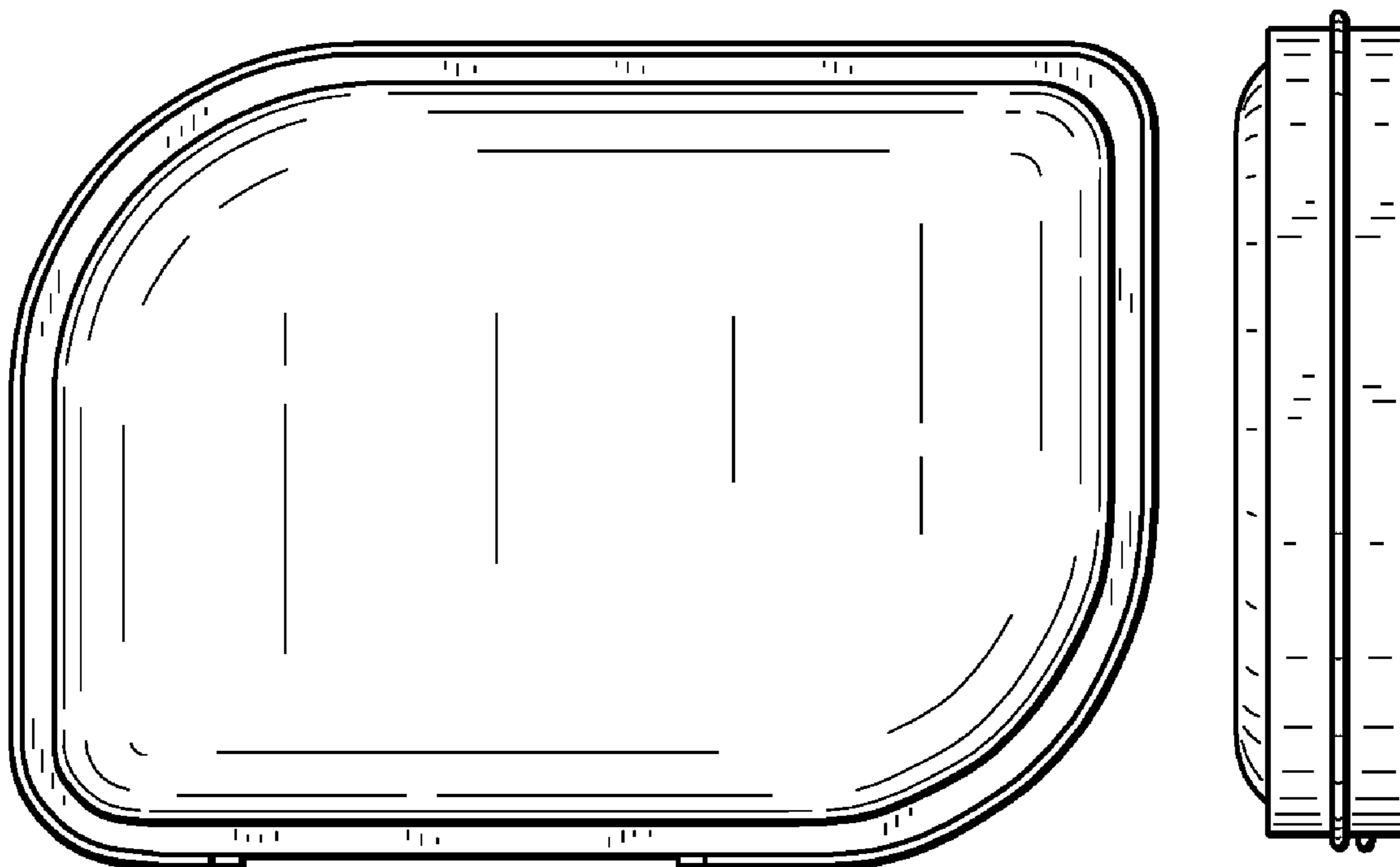


FIG. 5

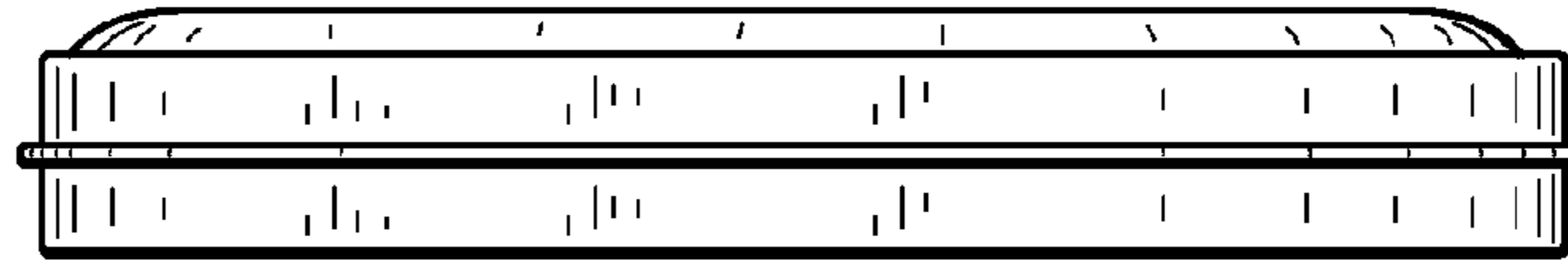


FIG. 3



FIG. 1

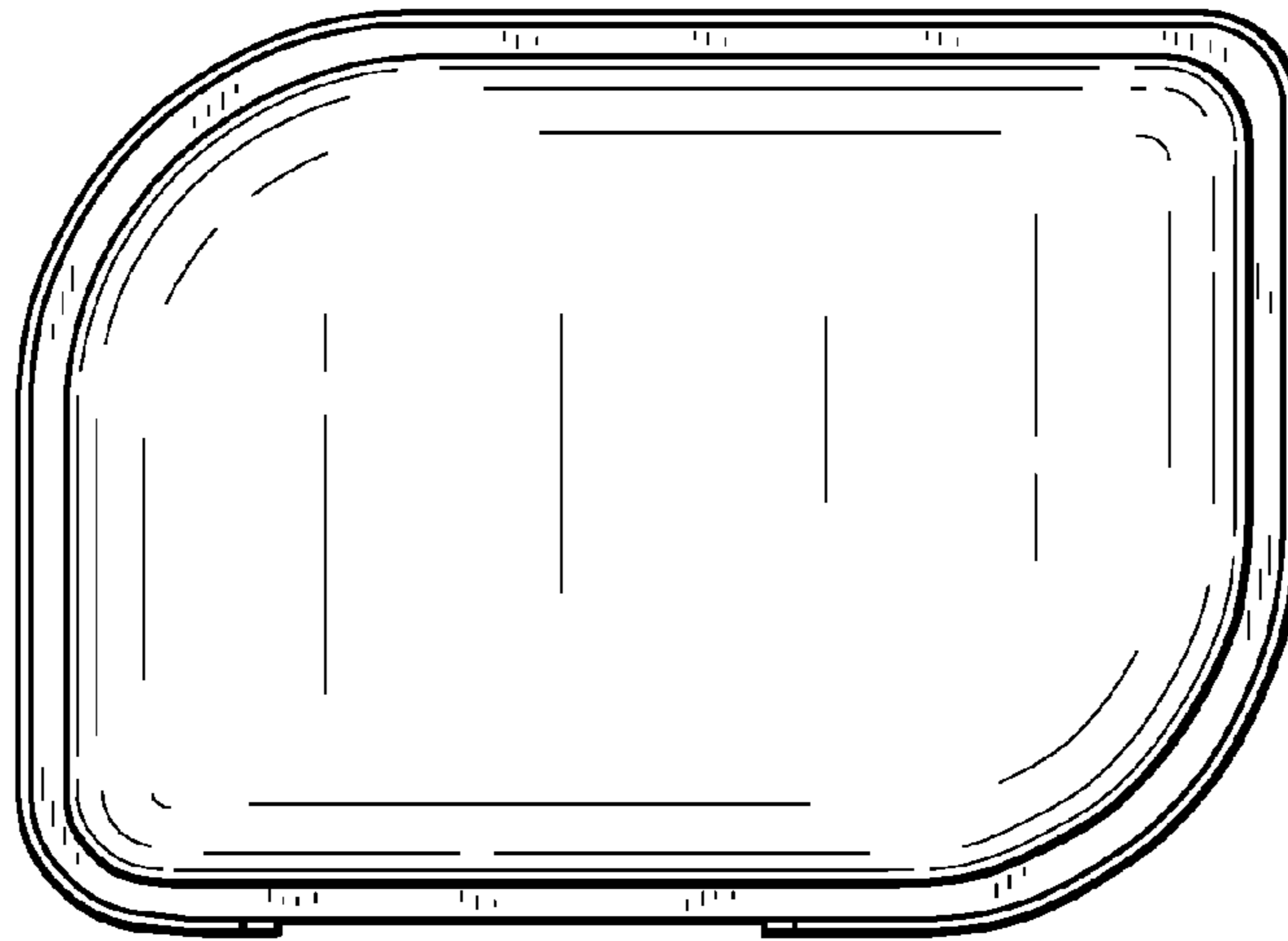


FIG. 4

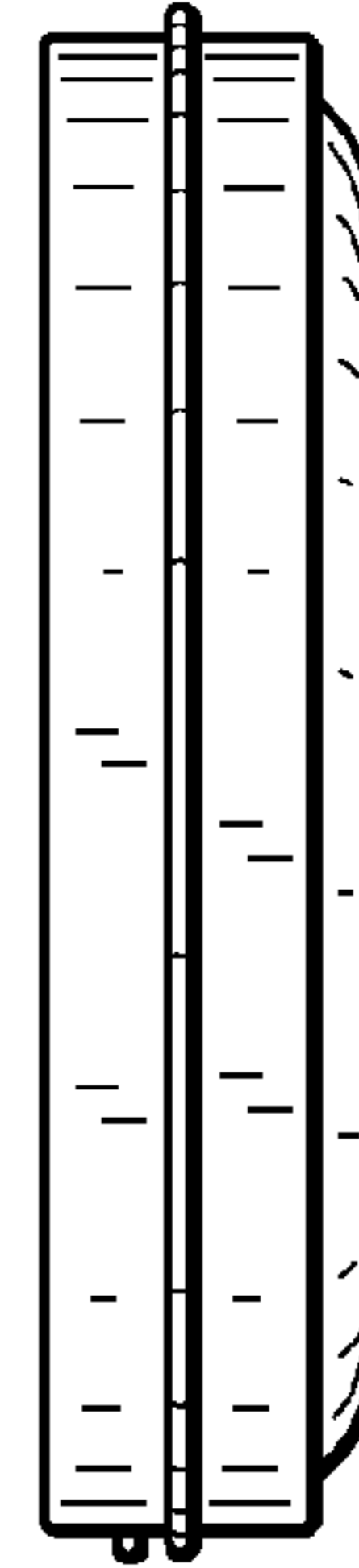


FIG. 6

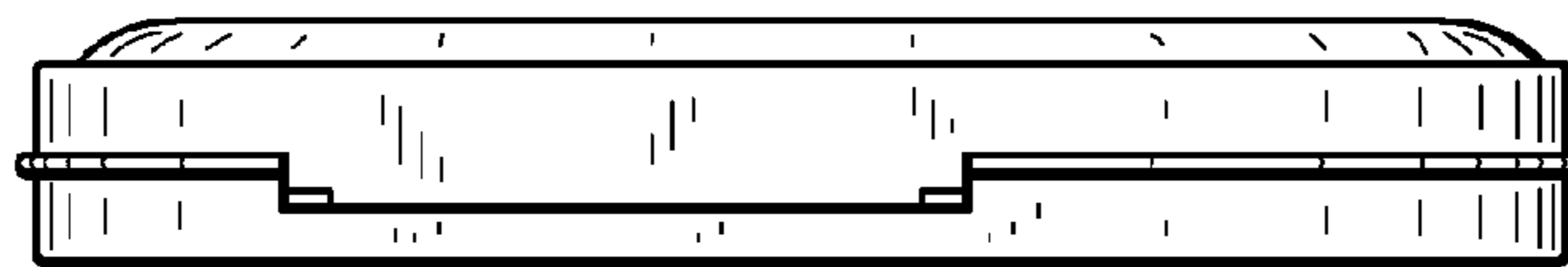


FIG. 2

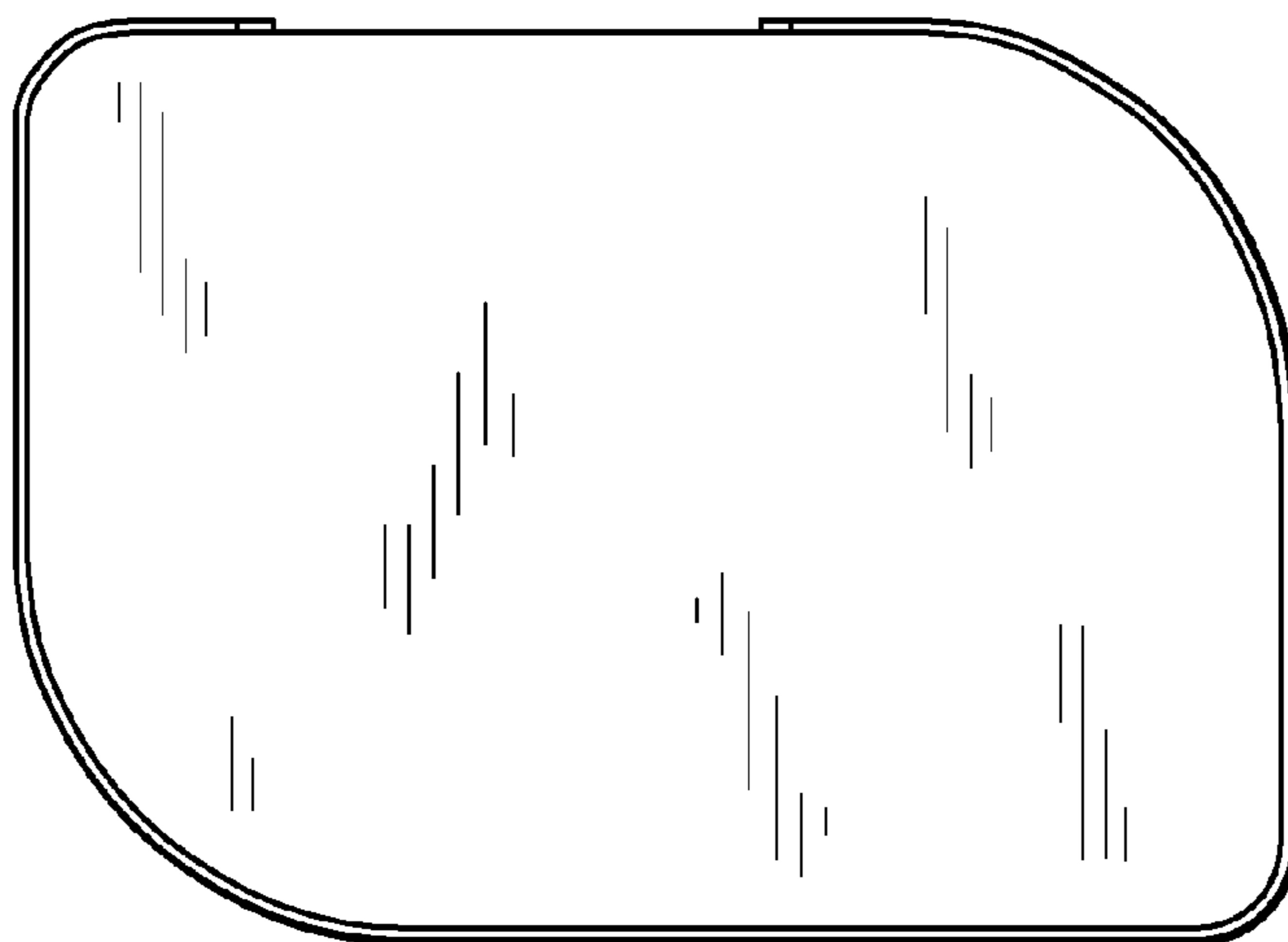


FIG. 7

