



US00D549052S

(12) **United States Design Patent**
Ferrer-Valentine

(10) **Patent No.:** **US D549,052 S**

(45) **Date of Patent:** **** Aug. 21, 2007**

(54) **COMBINED HOLDER AND SERVICE REQUEST APPARATUS**

(76) Inventor: **Jenny J. Ferrer-Valentine**, 73
Cranberry Cir., Medford, NY (US)
11763

(**) Term: **14 Years**

(21) Appl. No.: **29/256,768**

(22) Filed: **Mar. 24, 2006**

(51) **LOC (8) Cl.** **07-06**

(52) **U.S. Cl.** **D7/590; D7/600.1**

(58) **Field of Classification Search** ... D7/600.1-600.4,
D7/590, 601, 701-708; D20/10, 19, 21,
D20/99; 40/661.02, 427, 453, 493, 541,
40/661; 211/13.1, 49.1, 71.01, 74, 78, 131.1
See application file for complete search history.

(56) **References Cited**

U.S. PATENT DOCUMENTS

| | | | | | |
|-----------|-----|--------|----------|-------|--------|
| 4,432,151 | A * | 2/1984 | Morris | | 40/661 |
| 4,505,059 | A * | 3/1985 | Morris | | 40/661 |
| D324,155 | S * | 2/1992 | Hyman | | D7/590 |
| D393,983 | S * | 5/1998 | Pulitano | | D7/590 |
| D396,171 | S * | 7/1998 | Conway | | D7/590 |

* cited by examiner

Primary Examiner—Terry A. Wallace

(74) *Attorney, Agent, or Firm*—Carter, DeLuca, Farrell & Schmidt, LLP

(57) **CLAIM**

The ornamental designs for combined holder and service request apparatus, as shown and described.

DESCRIPTION

FIG. 1 is a front elevation view of a combined holder and service request apparatus showing my new design;

FIG. 2 is a rear elevation view of the combined holder and service request apparatus of FIG. 1;

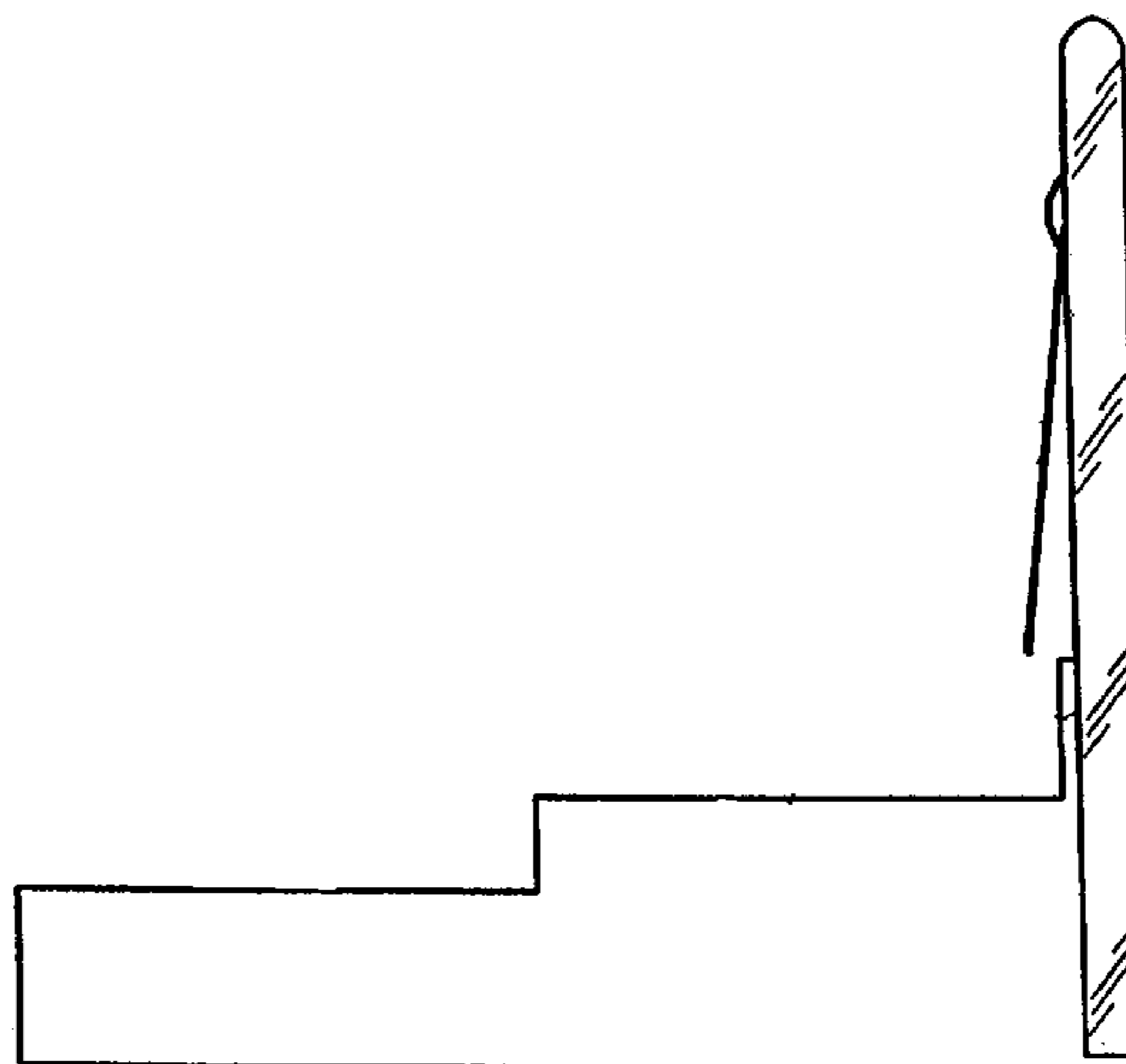

FIG. 3 is a left side elevational view of the combined holder and service request apparatus of FIGS. 1 and 2;

FIG. 4 is a top plan view of the combined holder and service request apparatus of FIGS. 1-3; and,

FIG. 5 is a bottom plan view of the combined holder and service request apparatus of FIGS. 1-4.

In FIGS. 1-5, the features of the combined holder and service request apparatus shown in phantom lines are for illustrative purposes only and do not constitute a part of the claimed design.

1 Claim, 3 Drawing Sheets






FIG. 1




FIG. 2




FIG. 3




FIG. 4




FIG. 5