

US00D549044S

(12) **United States Design Patent**  
**Littmann**

(10) **Patent No.:** **US D549,044 S**

(45) **Date of Patent:** **\*\* Aug. 21, 2007**

(54) **FOOD PROCESSOR**

(75) Inventor: **Ludwig Littmann**, Kronberg (DE)

(73) Assignee: **Braun GmbH**, Kronberg (DE)

(\*\*) Term: **14 Years**

(21) Appl. No.: **29/270,436**

(22) Filed: **Dec. 22, 2006**

(30) **Foreign Application Priority Data**

Jun. 27, 2006 (EM) ..... 000551254

(51) **LOC (8) Cl.** ..... **31-00**

(52) **U.S. Cl.** ..... **D7/384**

(58) **Field of Classification Search** ..... D7/376-386,  
D7/412-414, 665; 99/492, 509-511; 100/213-218;  
241/166-169.1, 274-278.2, 285.1-285.3,  
241/291, 292.1; 366/64-67, 98, 197-221,  
366/241-254, 279-292, 341-343, 325.94  
See application file for complete search history.

(56) **References Cited**

**U.S. PATENT DOCUMENTS**

D323,763 S *	2/1992	Barrault	.....	D7/384
D327,391 S *	6/1992	Maass	.....	D7/384
D327,806 S *	7/1992	Fleche	.....	D7/384
D328,999 S *	9/1992	Maass	.....	D7/384
D407,265 S *	3/1999	Sundquist	.....	D7/384
D434,271 S *	11/2000	Naft et al.	.....	D7/384
D438,753 S *	3/2001	Fouquet	.....	D7/381
D445,299 S *	7/2001	Spagnolo et al.	.....	D7/384
D447,003 S *	8/2001	Feil	.....	D7/412
D450,530 S *	11/2001	Mauch	.....	D7/384
D455,042 S *	4/2002	Sundquist	.....	D7/381
D457,380 S *	5/2002	Mauch	.....	D7/384

D483,987 S *	12/2003	Mauch	.....	D7/384
D488,344 S *	4/2004	Seum et al.	.....	D7/384
D502,047 S *	2/2005	Ledingham et al.	.....	D7/384
D502,842 S *	3/2005	Hallar	.....	D7/384
6,907,819 B2 *	6/2005	Kernan	.....	99/492
D530,566 S *	10/2006	Chung	.....	D7/384
2003/0010222 A1 *	1/2003	Fevre et al.	.....	99/492
2005/0000370 A1 *	1/2005	Kernan	.....	99/492
2006/0207445 A1 *	9/2006	Durris et al.	.....	100/213

\* cited by examiner

*Primary Examiner*—Cathron C. Brooks

*Assistant Examiner*—Ricky Pham

(74) *Attorney, Agent, or Firm*—Fish & Richardson P.C.

(57) **CLAIM**

The ornamental design for a food processor, as shown and described.

**DESCRIPTION**

FIG. 1 is a perspective view of a food processor showing the new design;

FIG. 2 is a front view of the food processor of FIG. 1;

FIG. 3 is a right side view of the food processor of FIG. 1;

FIG. 4 is a rear view of the food processor of FIG. 1;

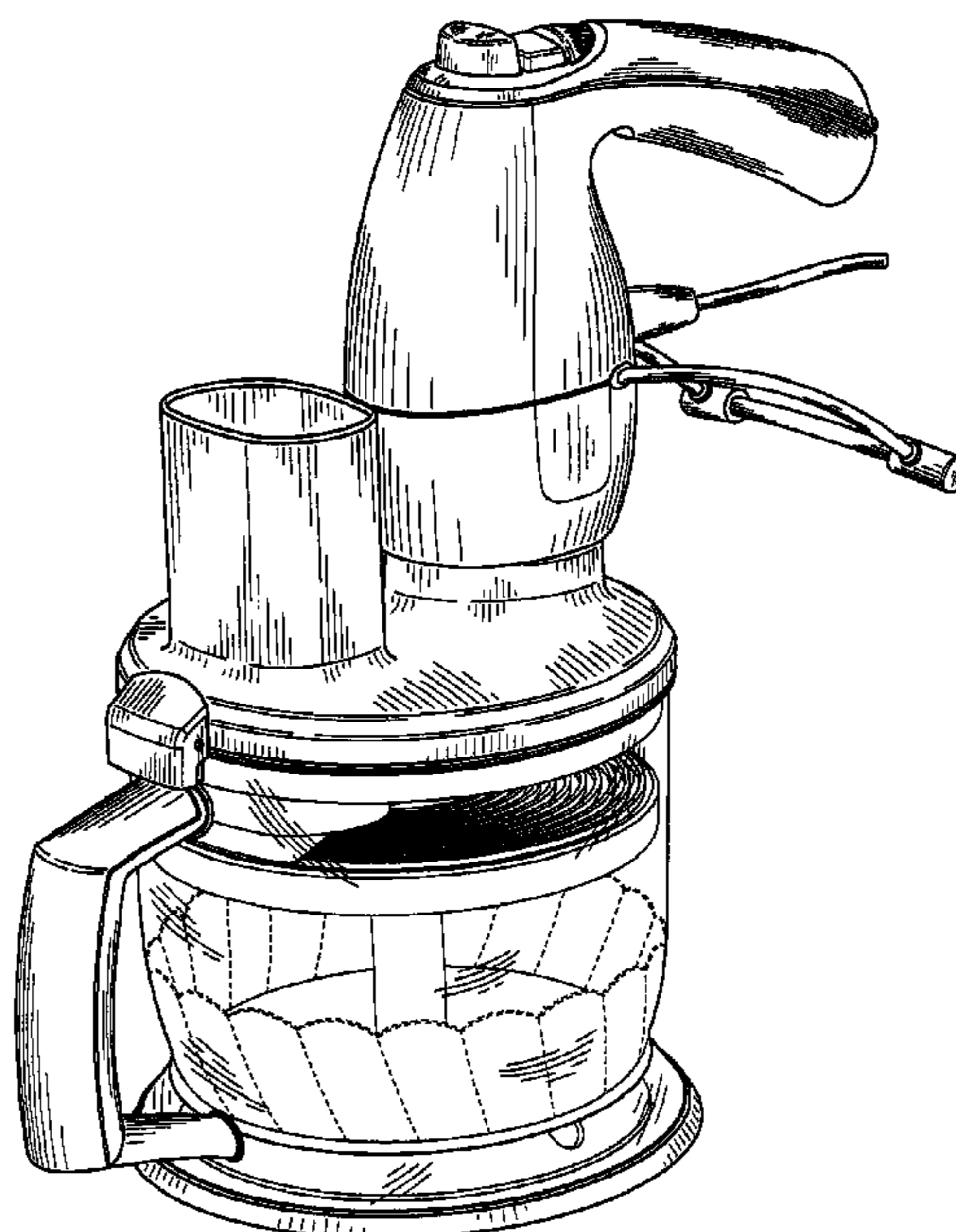
FIG. 5 is a left side view of the food processor of FIG. 1;

FIG. 6 is a top plan view of the food processor of FIG. 1; and,

FIG. 7 is a bottom plan view of the food processor of FIG. 1.

The broken lines shown in FIGS. 1-5 are for illustrative purposes only and form no part of the claimed design.

**1 Claim, 7 Drawing Sheets**



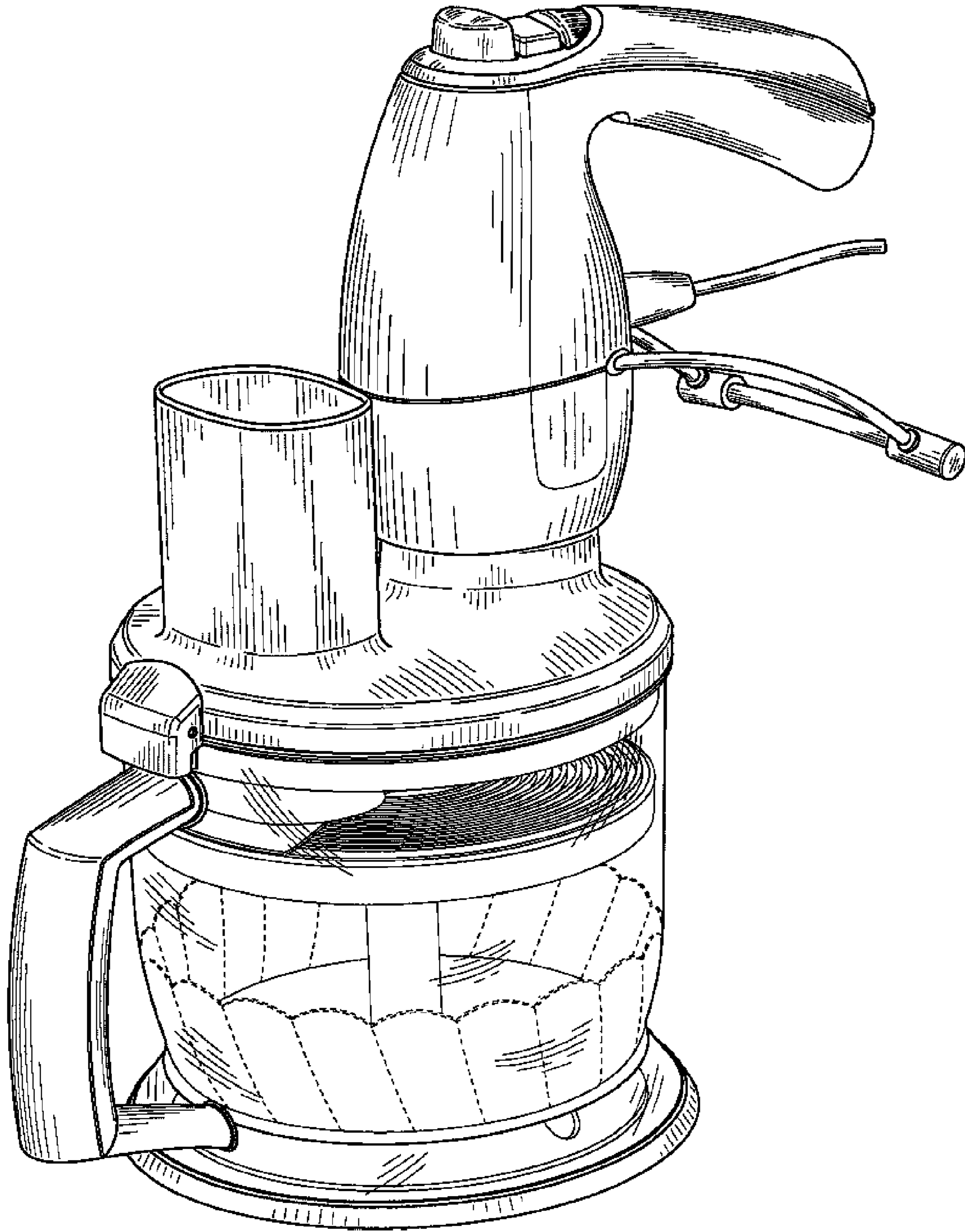


FIG. 1

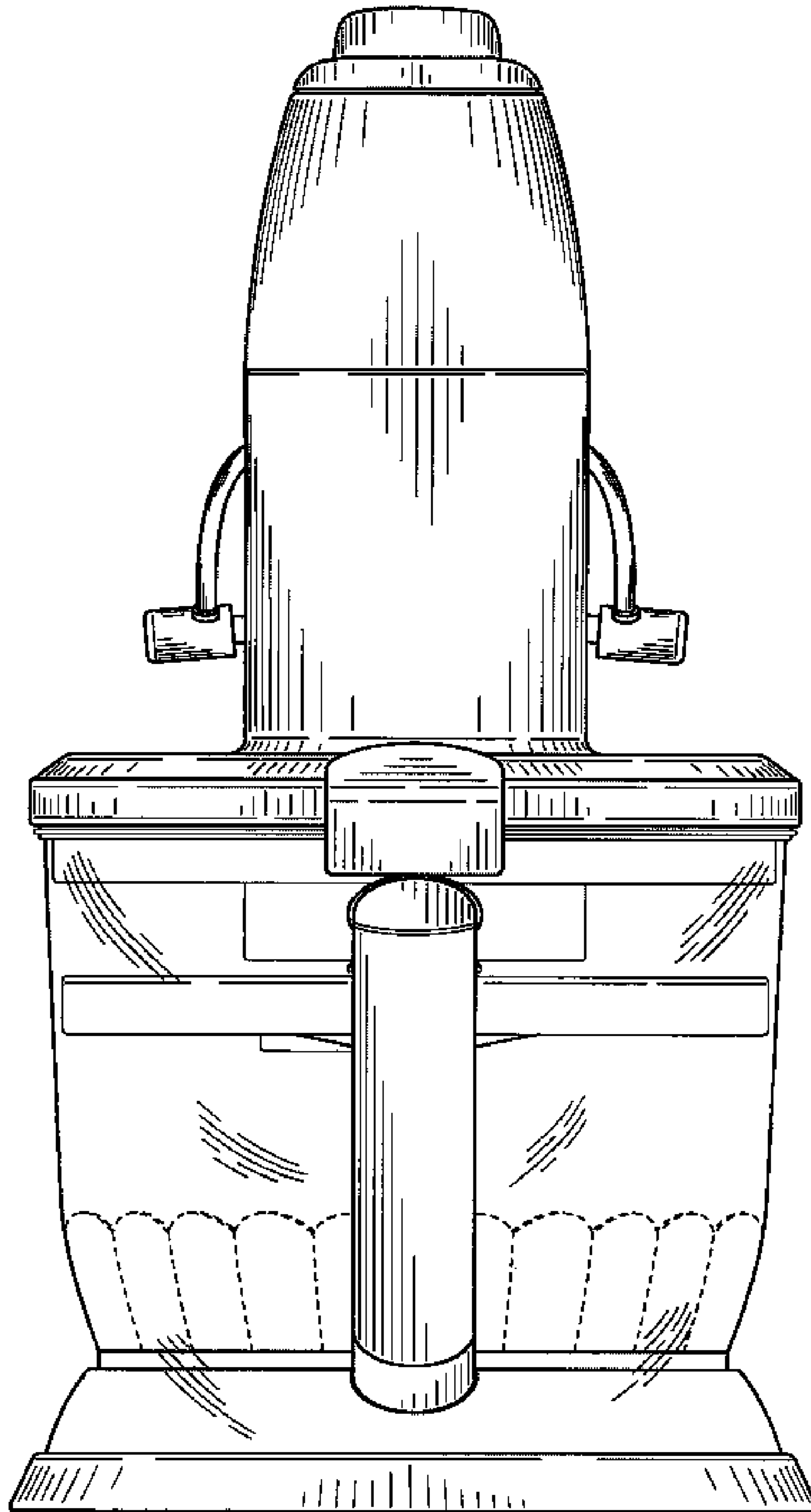


FIG. 2

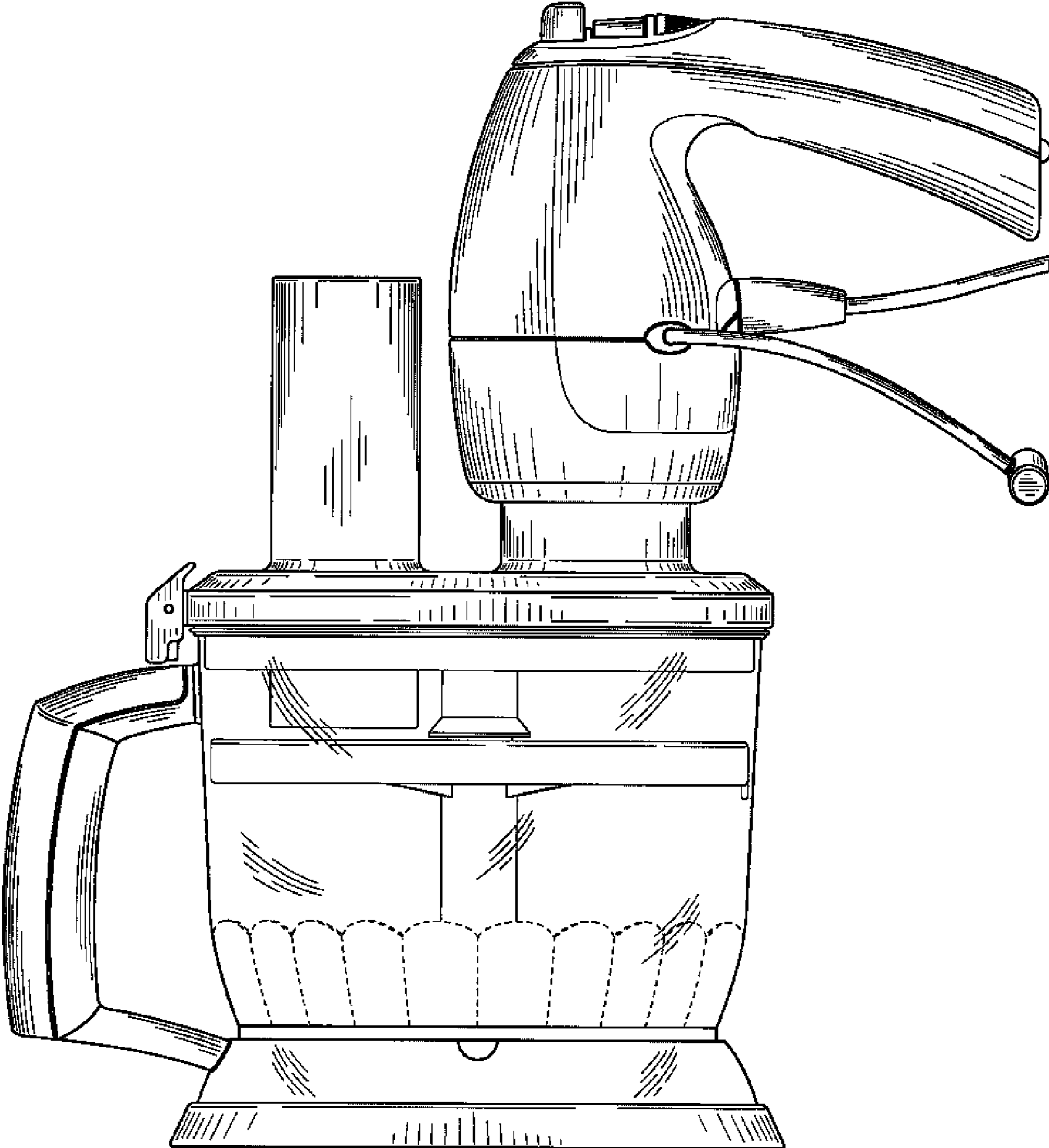


FIG. 3

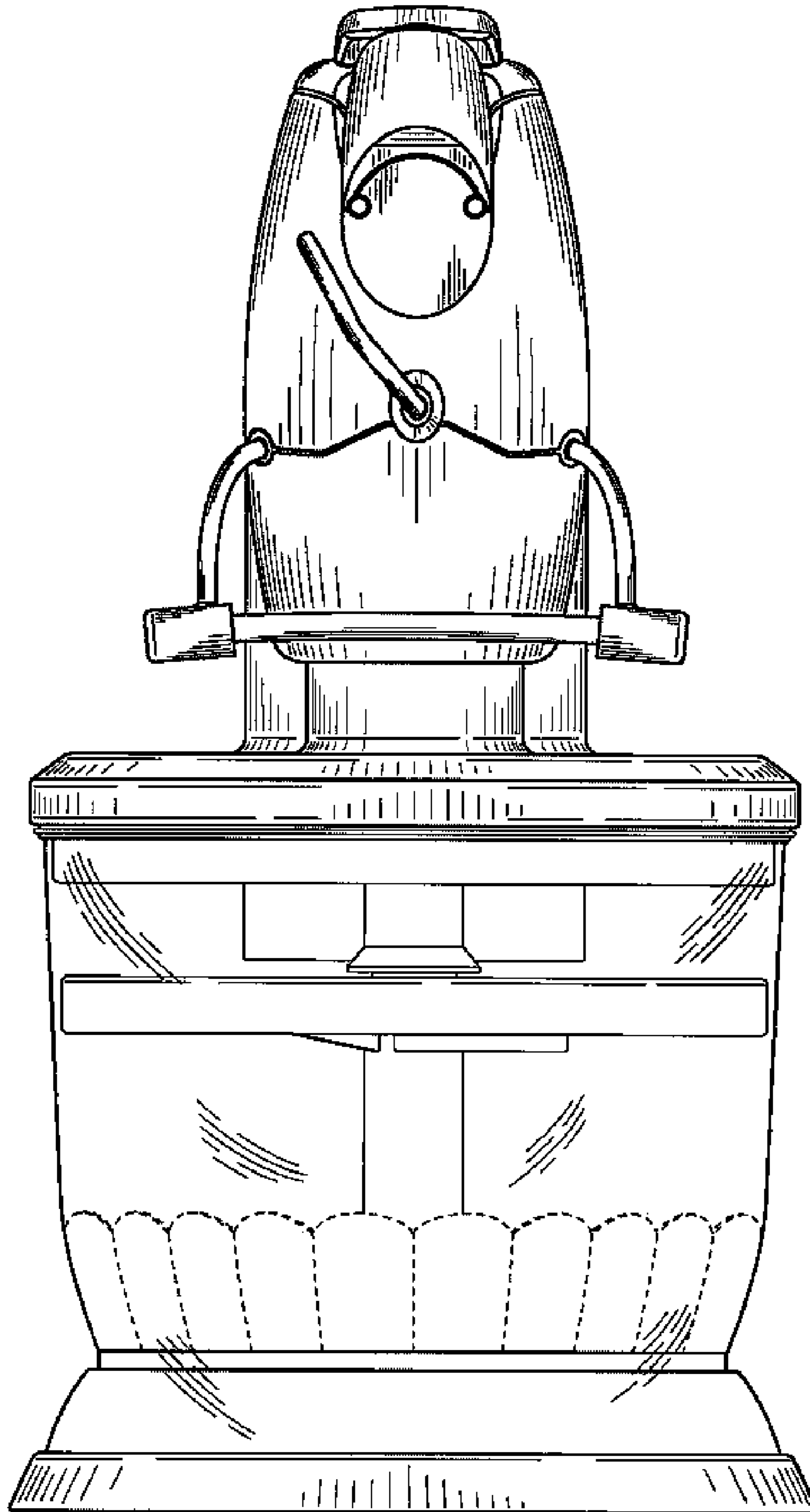


FIG. 4

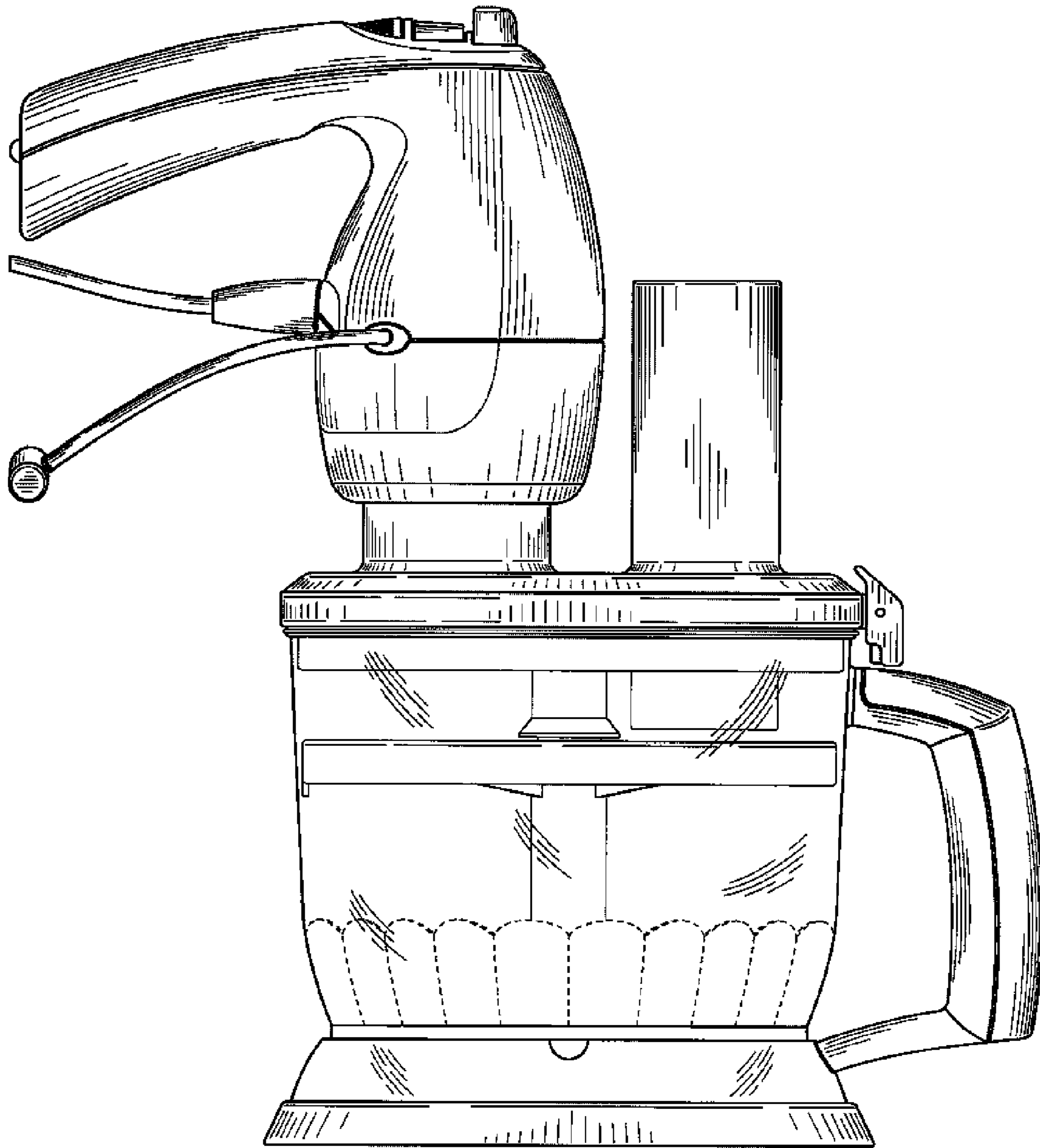


FIG. 5

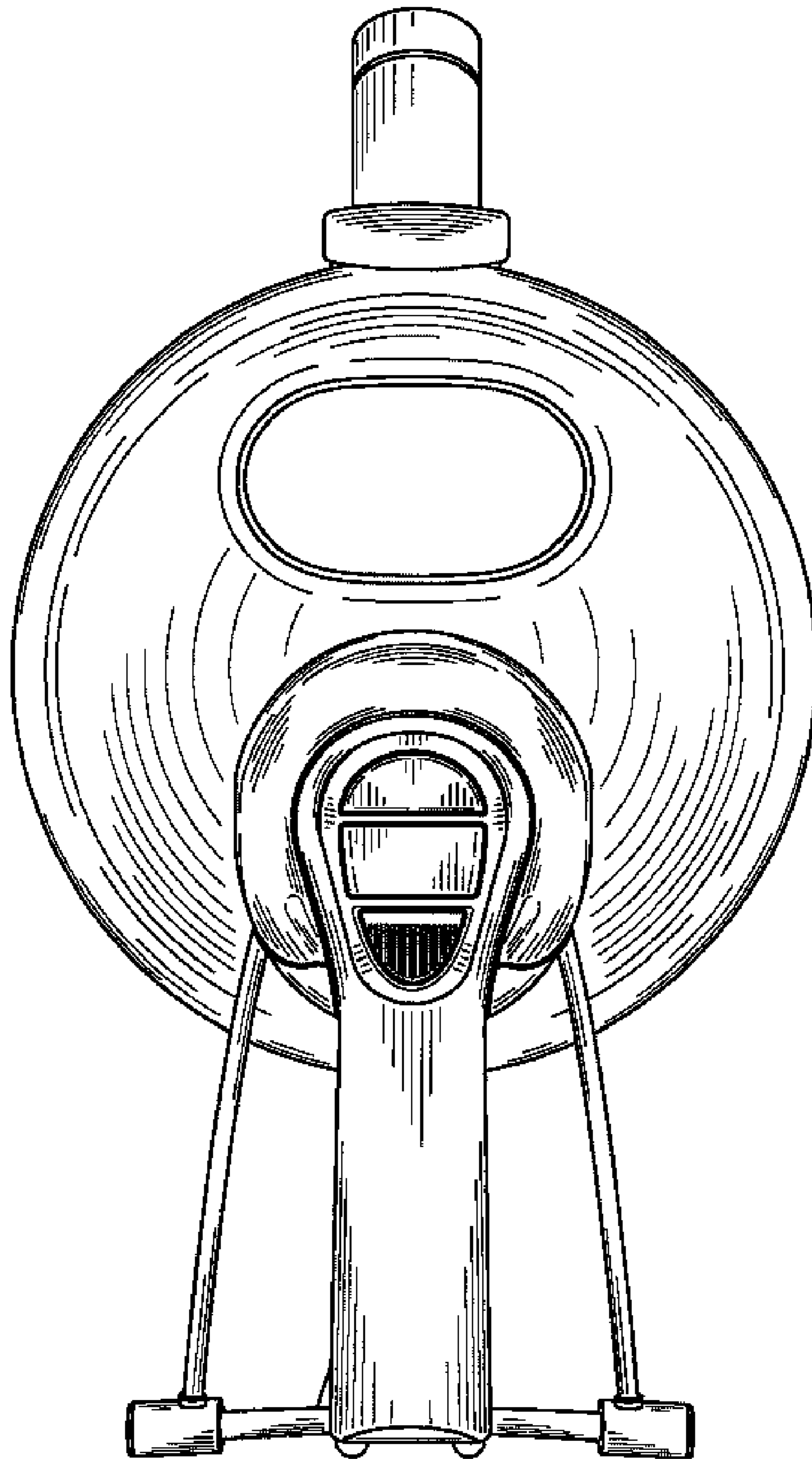


FIG. 6




FIG. 7