

US00D549041S

(12) **United States Design Patent** (10) **Patent No.:** **US D549,041 S**
Kellermann et al. (45) **Date of Patent:** **** Aug. 21, 2007**

(54) **CAST IRON POT WITH POLISHED METAL HANDLES**

D507,718 S * 7/2005 Kellermann et al. D7/360
D532,250 S * 11/2006 Roussard D7/358
D534,031 S * 12/2006 Roussard D7/358

(75) Inventors: **Robert Finch Kellermann**, South Pittsburg, TN (US); **Jeanne Mynatt Scholze**, South Pittsburg, TN (US)

FOREIGN PATENT DOCUMENTS

GB 3007221 * 6/2002

(73) Assignee: **Lodge Manufacturing Company**, South Pittsburg, TN (US)

OTHER PUBLICATIONS

Chefs Catalog, Summer 2005, Le Creuset Round French Oven, p. 31.*

(**) Term: **14 Years**

* cited by examiner

(21) Appl. No.: **29/269,632**

Primary Examiner—Cathron C. Brooks

Assistant Examiner—Ricky Pham

(22) Filed: **Dec. 5, 2006**

(74) *Attorney, Agent, or Firm*—Stephen J. Stark; Miller & Martin PLLC

(51) **LOC (8) Cl.** **07-02**

(52) **U.S. Cl.** **D7/354**

(58) **Field of Classification Search** D7/323,
D7/354–361, 393–395, 402, 500, 538–548,
D7/584–588; D8/107, 300, 307, 317; 16/110.1,
16/407, 430–431, 436, 441, 444; 29/527.1–527.5;
99/403, 422, 425–426, 339, 445; 220/377,
220/573.1–573.3, 752–753, 755–759, 912
See application file for complete search history.

(57) **CLAIM**

The ornamental design for the cast iron pot with polished metal handles, as shown and described.

DESCRIPTION

FIG. 1 is a perspective view of a cast iron pot with polished metal handles showing our new design;

FIG. 2 is a top plan view thereof;

FIG. 3 is a left side elevational view thereof; the right side being a mirror image thereof;

FIG. 4 is a bottom plan view thereof; and,

FIG. 5 is a front side elevational view thereof; the back side elevational view thereof being a mirror image thereof.

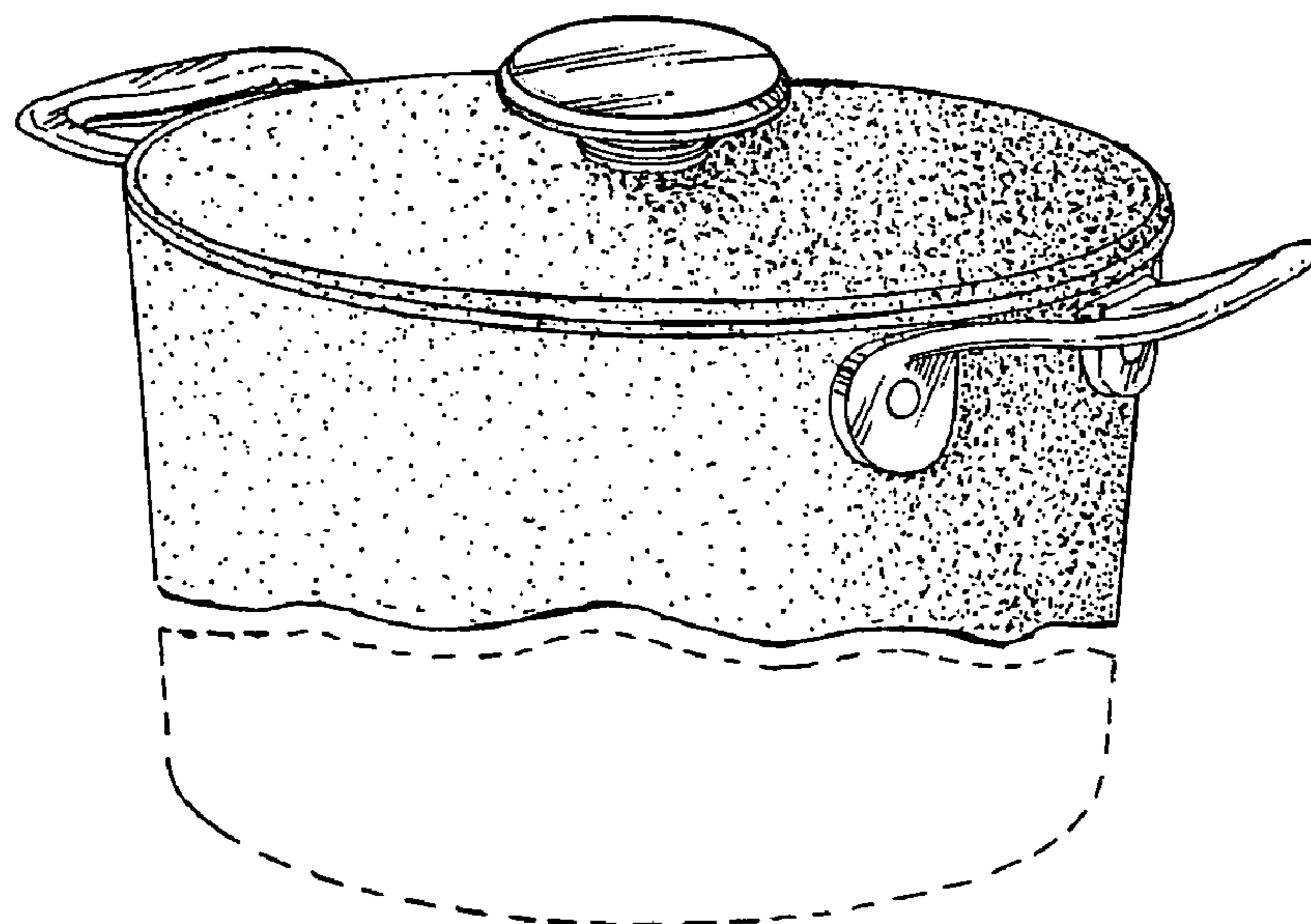
The broken lines shown in the drawings are for illustrative purposes only and form no part of the claimed design.

(56) **References Cited**

U.S. PATENT DOCUMENTS

D313,727 S * 1/1991 Gamez D7/360
D368,828 S * 4/1996 Thurlow D7/360
D374,373 S * 10/1996 Ito D7/360
D395,787 S * 7/1998 Wilks D7/357
D427,483 S * 7/2000 Geelen et al. D7/360
D460,316 S * 7/2002 Coudurier D7/360
D472,759 S * 4/2003 Teisen-Simony et al. D7/360
D496,555 S * 9/2004 Rommelfanger et al. D7/360
D506,666 S * 6/2005 Tetreault et al. D8/317

1 Claim, 3 Drawing Sheets



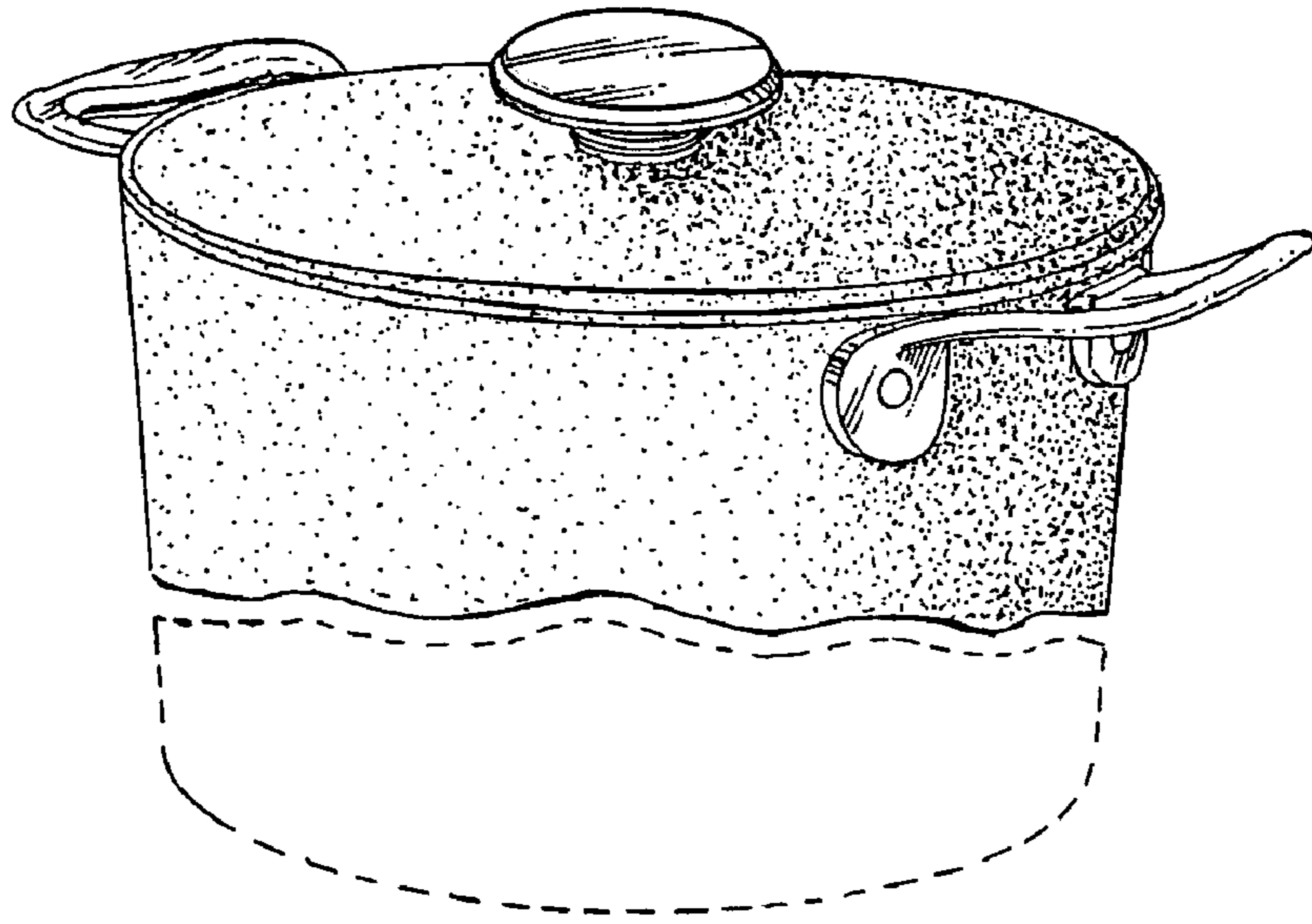


FIG. 1

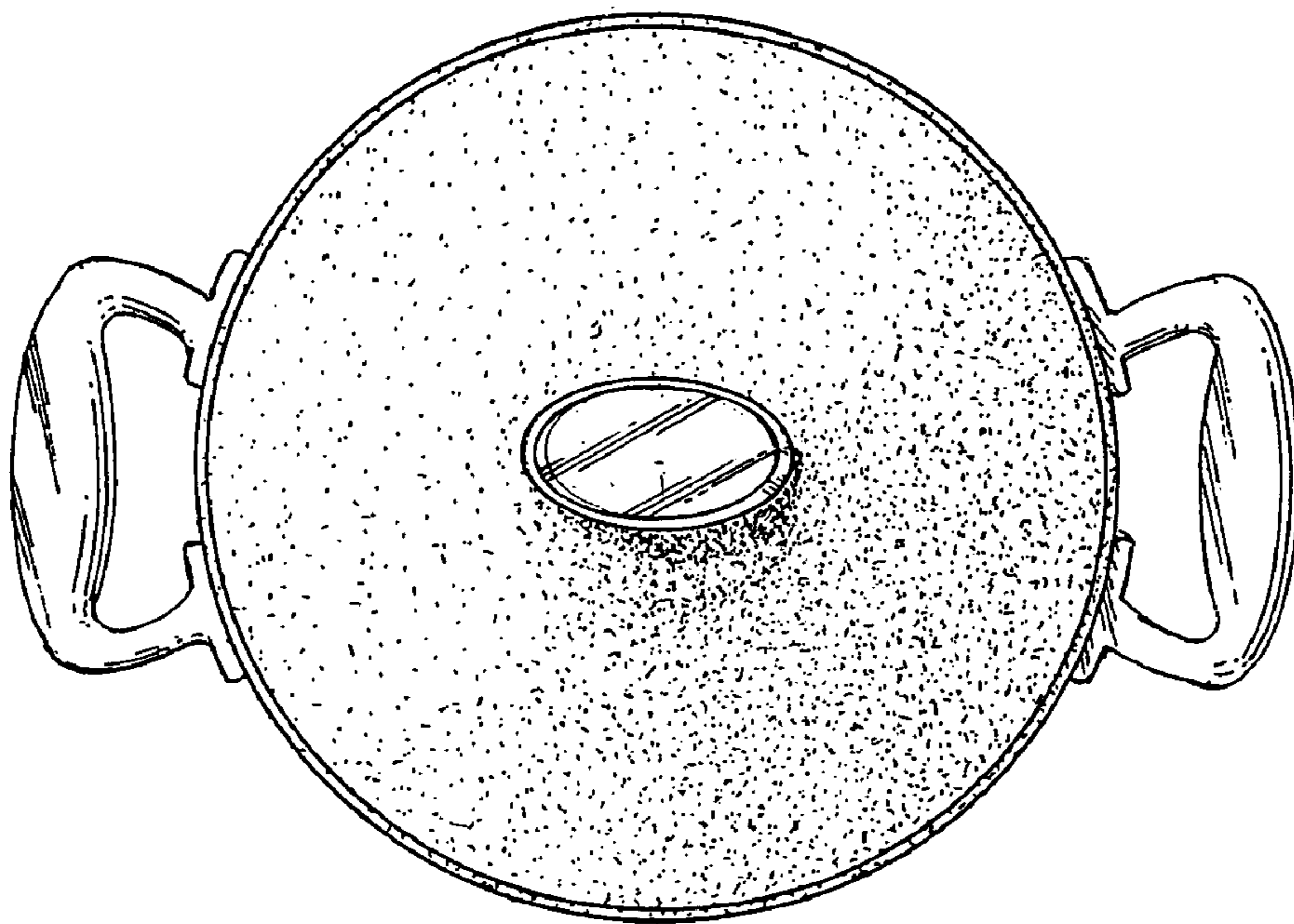


FIG. 2

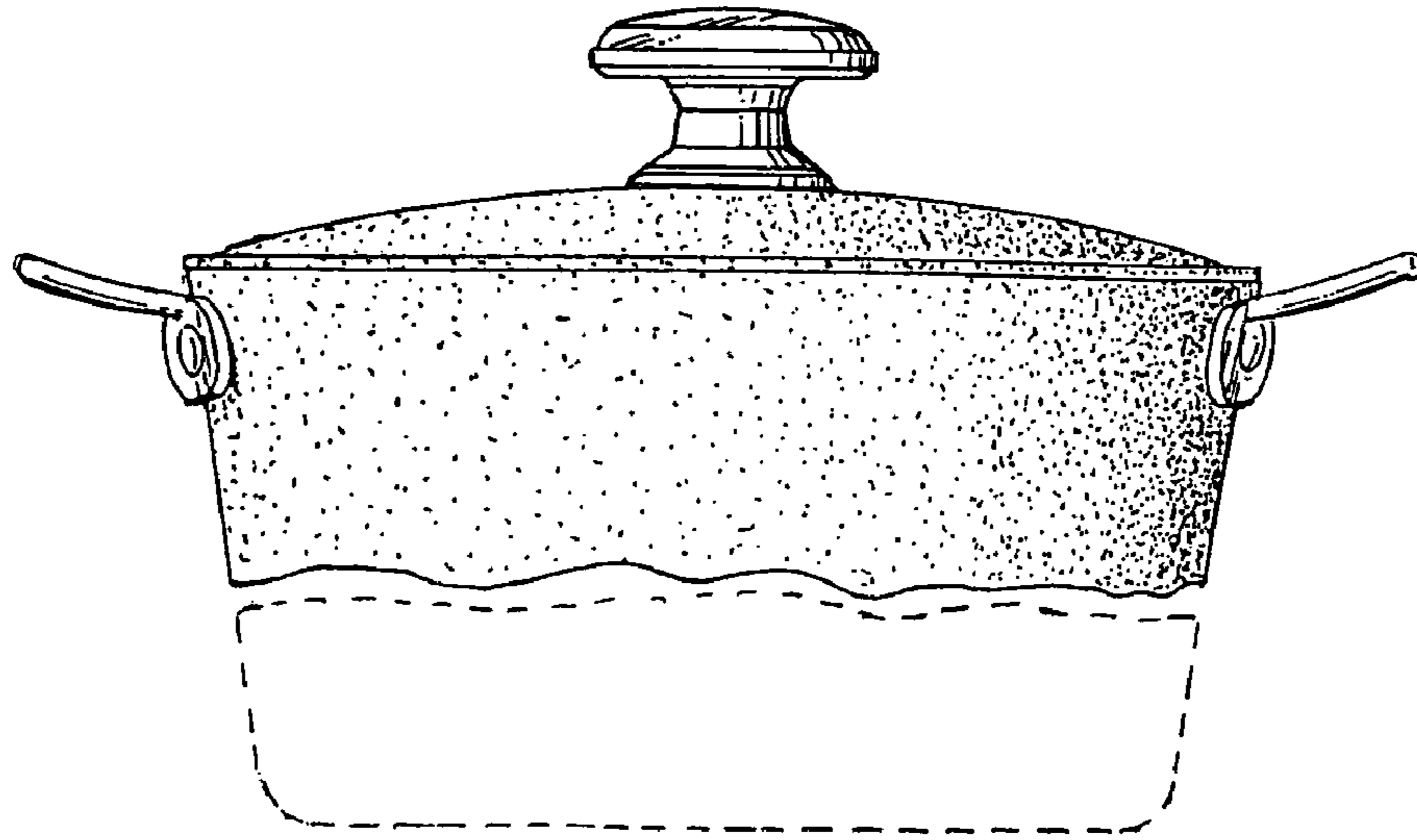


FIG. 3

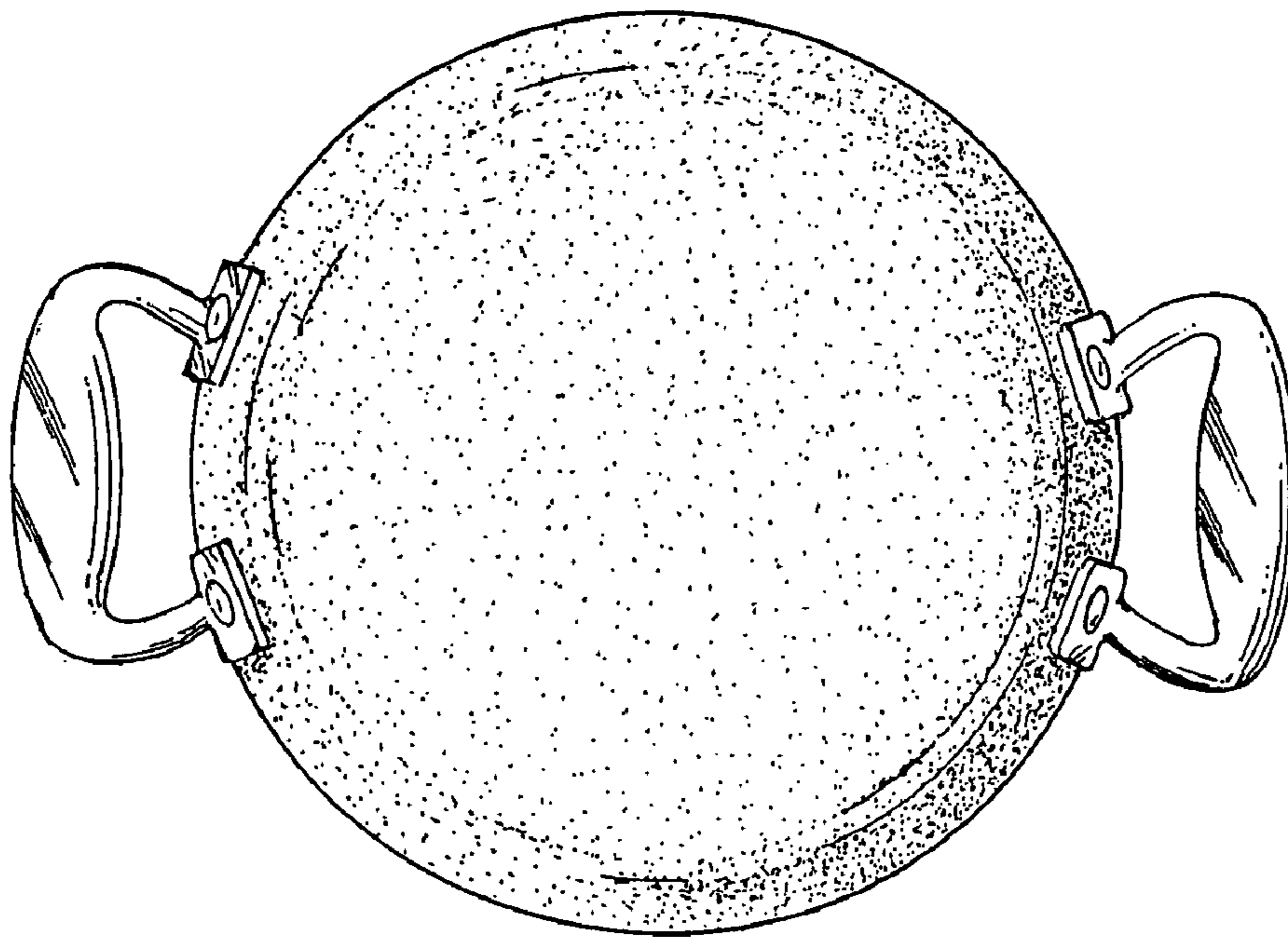


FIG. 4

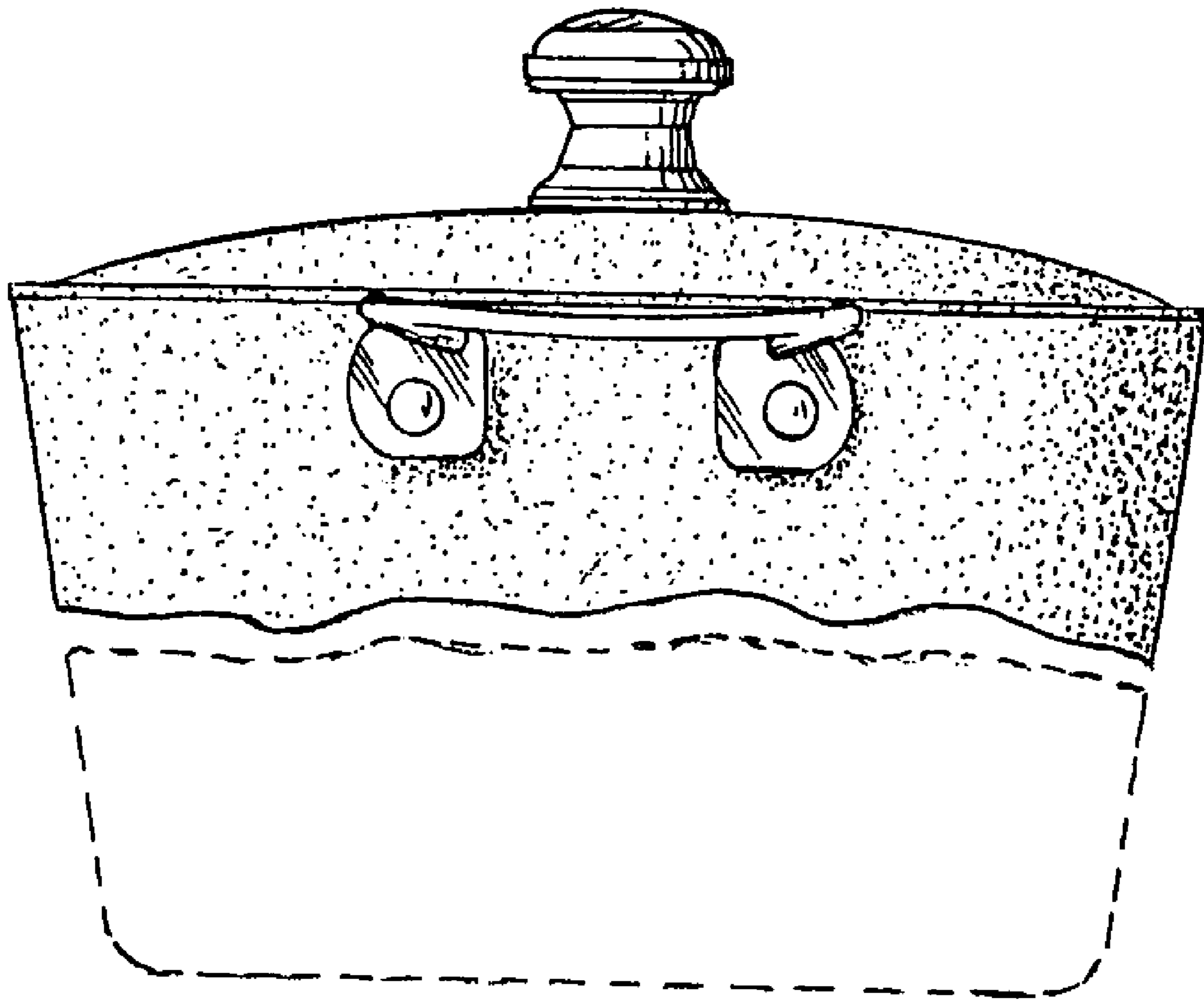


FIG. 5