



US00D549027S

(12) **United States Design Patent**  
**Malkan et al.**

(10) **Patent No.:** **US D549,027 S**  
(45) **Date of Patent:** **\*\* Aug. 21, 2007**

(54) **FRONT FACE OF A WINDOW COVERING**

(75) Inventors: **Sanjiv R. Malkan**, Broomfield, CO (US); **Thomas Sevcik**, Fort Lupton, CO (US)

(73) Assignee: **Hunter Douglas Inc.**, Upper Saddle River, NJ (US)

(\*\*) Term: **14 Years**

(21) Appl. No.: **29/265,689**

(22) Filed: **Sep. 7, 2006**

(51) **LOC (8) Cl.** ..... **06-10**

(52) **U.S. Cl.** ..... **D6/575**

(58) **Field of Classification Search** ..... D6/575-576,  
D6/577-578, 579-581; D5/60; 408/105;  
160/89, 166.1, 168.1 R, 178.1 R  
See application file for complete search history.

(56) **References Cited**

**U.S. PATENT DOCUMENTS**

17,814 A *	7/1857	Hildt	408/105
D75,660 S *	6/1928	Sheff	D5/60
D109,456 S *	4/1938	Miller	D5/60
D113,826 S *	3/1939	Lehmann	D5/60
D124,299 S *	12/1940	Silverman	D5/60
3,490,515 A *	1/1970	Kandel	160/178.1 R
D295,354 S *	4/1988	De Block et al.	D6/577
D320,127 S *	9/1991	Schopp	D6/575
5,409,050 A *	4/1995	Hong	160/168.1 R
5,655,589 A *	8/1997	Vartanian	160/166.1
D395,170 S *	6/1998	Bergin	D5/60
D409,870 S *	5/1999	Bailey	D6/577
D428,266 S *	7/2000	Bergin	D5/60
D456,196 S *	4/2002	Colson et al.	D6/575
D468,950 S *	1/2003	Judkins	D6/575
6,772,815 B1 *	8/2004	Judkins	160/84.05
D527,561 S *	9/2006	Jonson	D6/575
D530,129 S *	10/2006	Miller et al.	D6/575
D533,003 S *	12/2006	Yu et al.	D6/575
2005/0155722 A1 *	7/2005	Colson et al.	160/89

\* cited by examiner

*Primary Examiner*—T. Chase Nelson  
*Assistant Examiner*—Barbara Blanton Lohr  
(74) *Attorney, Agent, or Firm*—Jacobson Holman PLLC

(57) **CLAIM**

The ornamental design for a front face of a window covering, as shown and described.

**DESCRIPTION**

FIG. 1 is a front elevational view of a front face of a window covering showing my new design, the front face of a window covering being shown in an open, pulled-up position.

FIG. 2 is a side elevational view of the front face of a window covering of FIG. 1.

FIG. 3 is a front elevational view of the front face of a window covering of FIG. 1, shown in a partially closed position.

FIG. 4 is a side elevational view of the front face of a window covering as shown in FIG. 3.

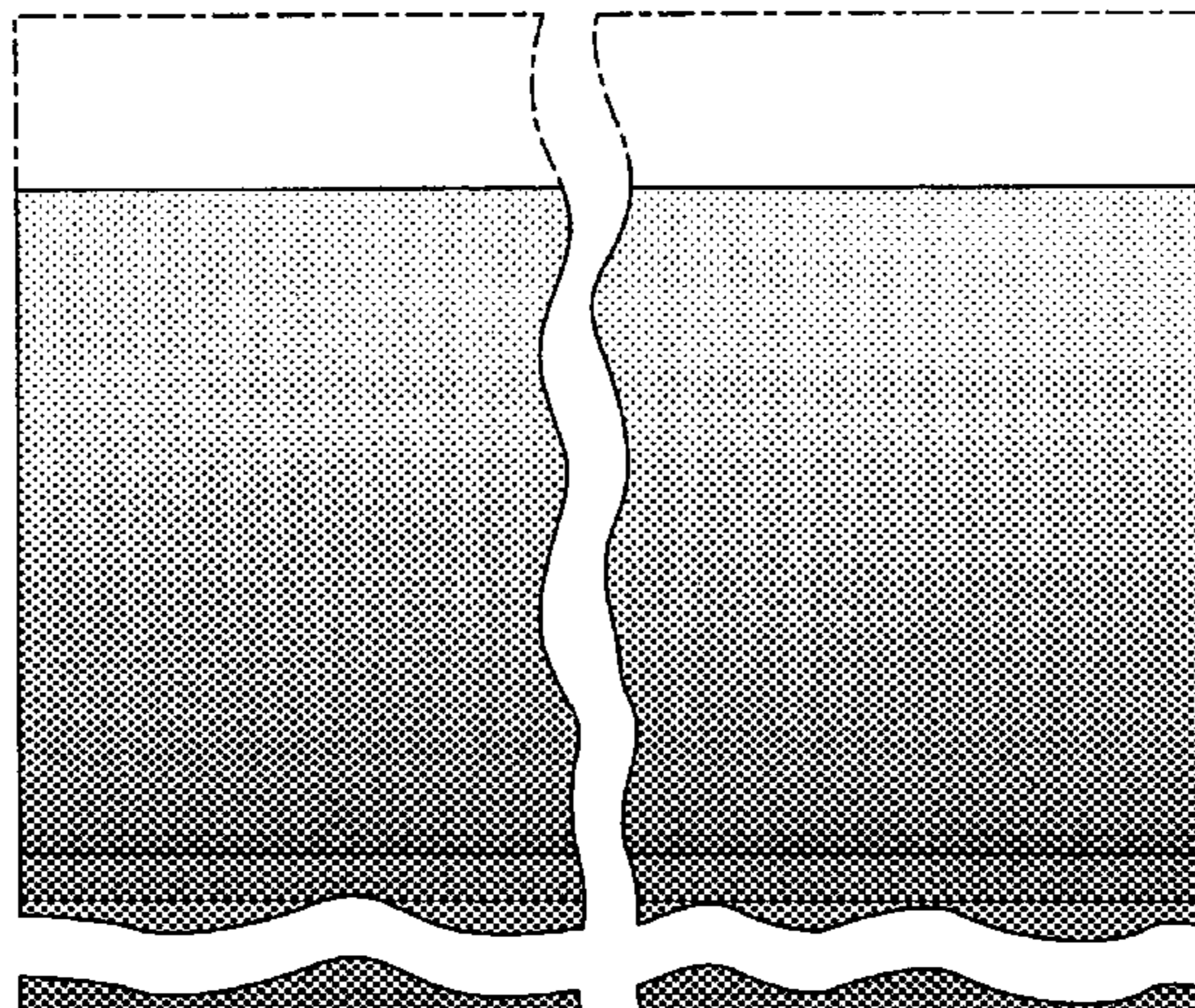
FIG. 5 is a front elevational view of the front face of a window covering of FIG. 1, shown in a fully closed, pulled-down position.

FIG. 6 is a side elevational view of the front face of a window covering as shown in FIG. 5; and,

FIG. 7 is a plan view of a single panel of the front face of a window covering shown separate from the remainder of the design as shown in FIG. 1 for clarity of illustration.

The broken line showing of a back face of a window covering in FIGS. 1-6 is environmental only and forms no part of the claimed design. The design pattern shown in the front elevational and plan views continues throughout the length and width of the front face of the window covering. The front face of the window covering is shown broken-away both vertically and horizontally in the front elevational views and broken-away vertically in the side elevational views to indicate that a specific length and width forms no part of the claimed design; and the single panel of the front face of the window covering is shown broken away horizontally to indicate that a specific width forms no part of the claimed design.

**1 Claim, 7 Drawing Sheets**



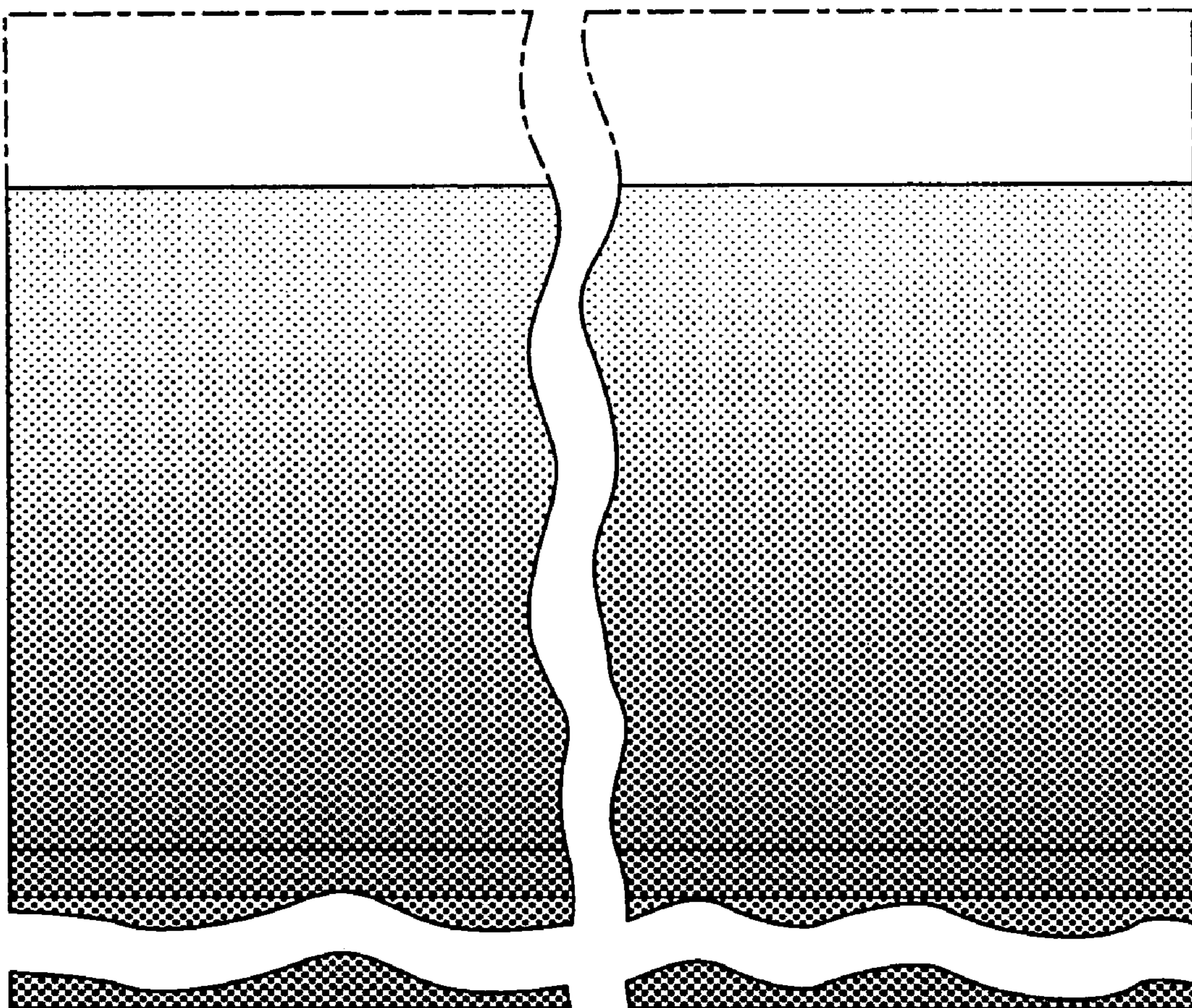


FIG. 1




FIG. 2

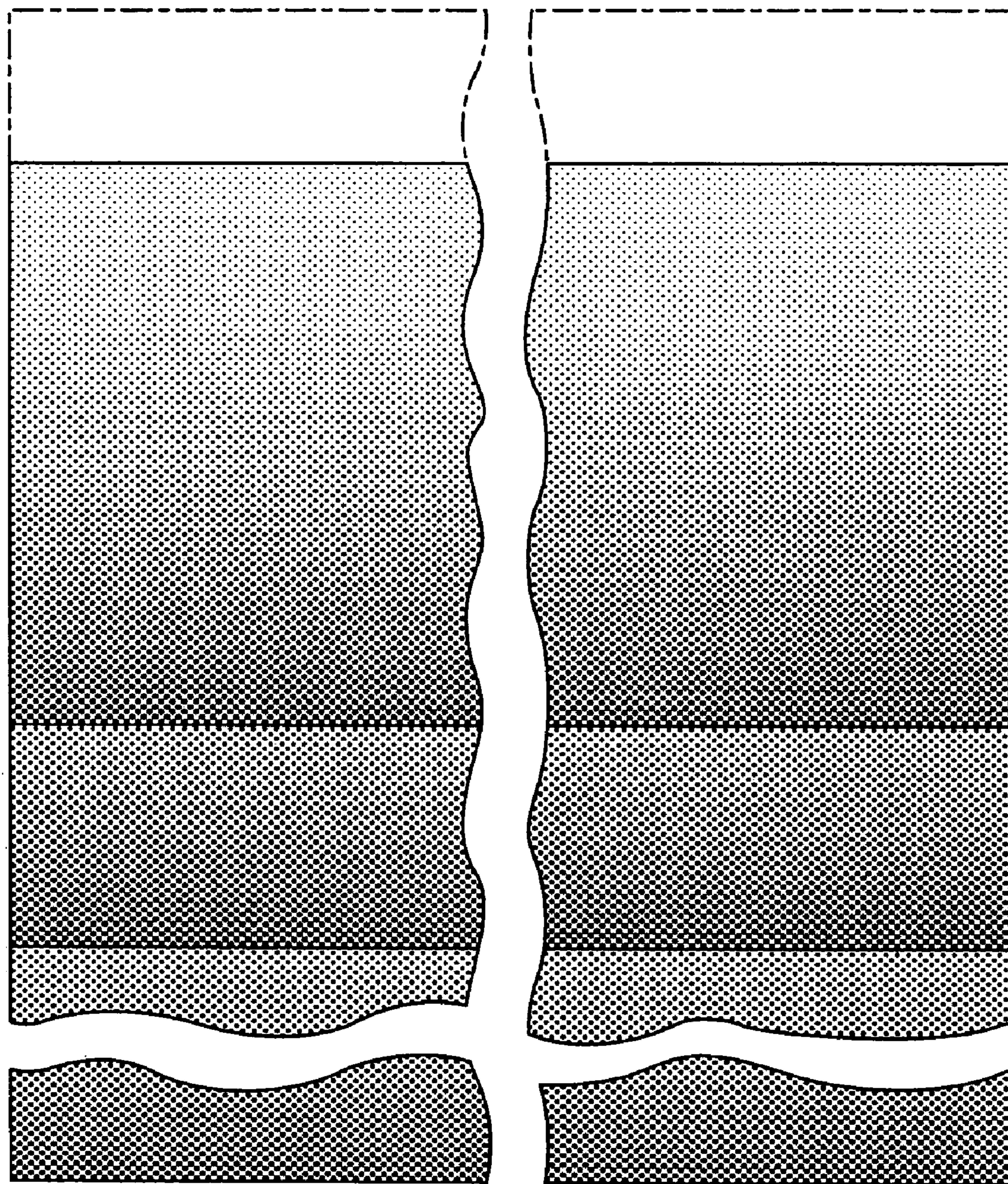


FIG. 3

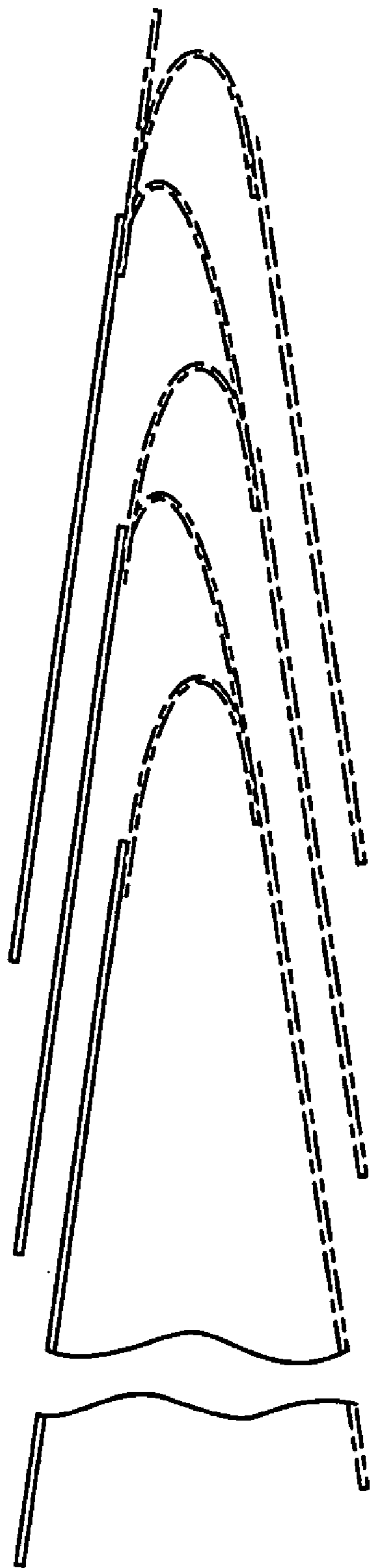


FIG. 4




FIG. 5

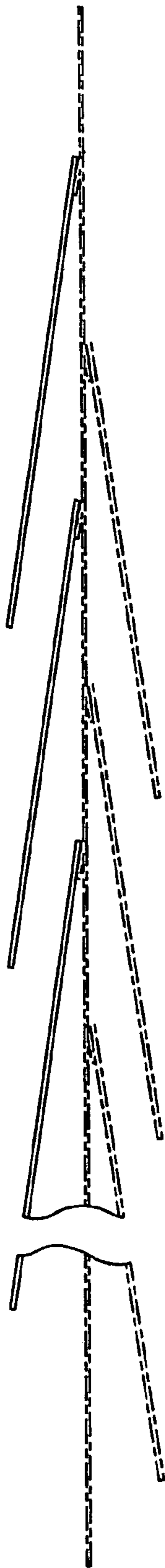


FIG. 6

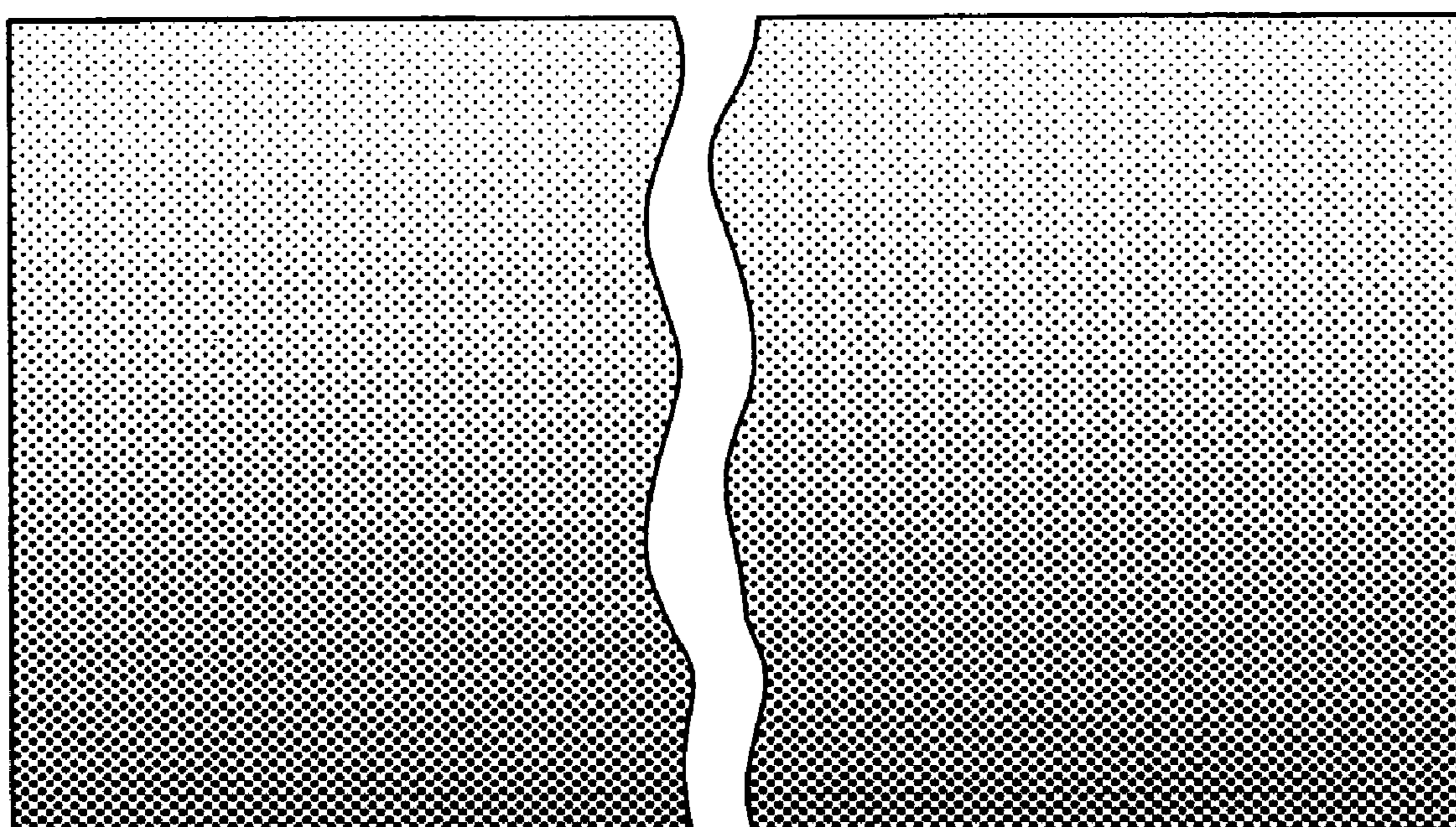


FIG. 7