

US00D549021S

(12) **United States Design Patent**  
**Tuyls et al.**

(10) **Patent No.:** **US D549,021 S**

(45) **Date of Patent:** **\*\* Aug. 21, 2007**

(54) **SUPPORT FOR CONTAINER TOP DISPENSER**

(75) Inventors: **James M. Tuyls**, Vacaville, CA (US);  
**Juha K. Salmela**, Citrus Heights, CA (US)

(73) Assignee: **Automatic Bar Controls, Inc.**,  
Vacaville, CA (US)

(\*\*) Term: **14 Years**

(21) Appl. No.: **29/221,296**

(22) Filed: **Jan. 12, 2005**

(51) **LOC (8) Cl.** ..... **06-99**

(52) **U.S. Cl.** ..... **D6/514**

(58) **Field of Classification Search** ..... D6/512-4,  
D6/396, 402, 419-20, 422, 449; D7/311,  
D7/600.1, 601-2; D3/304, 313, 315; D19/92;  
211/13.1, 49.1, 71.01, 85.26, 126.1; 221/45,  
221/92, 282; 248/127, 146, 176.1, 371, 346.03,  
248/441.1, 451, 682, 688, 905

See application file for complete search history.

(56) **References Cited**

**U.S. PATENT DOCUMENTS**

D283,474 S \* 4/1986 Appel ..... D6/511  
D299,897 S \* 2/1989 Rasmussen ..... D7/619.1  
4,844,264 A \* 7/1989 Deskiewicz, Jr. .... 211/50

D329,058 S \* 9/1992 Sebald ..... D18/59  
D341,520 S \* 11/1993 LaBelle ..... D7/601  
5,386,958 A \* 2/1995 Amato ..... 248/146  
D421,551 S \* 3/2000 Pulitano ..... D7/590  
6,502,731 B1 \* 1/2003 Gehring et al. .... 224/553  
D508,633 S \* 8/2005 Kozlowski et al. .... D7/553.2  
D519,751 S \* 5/2006 Etter ..... D6/449

\* cited by examiner

*Primary Examiner*—Alan P. Douglas

*Assistant Examiner*—Angela J. Lee

(74) *Attorney, Agent, or Firm*—Townsend and Townsend  
and Crew LLP

(57) **CLAIM**

The ornamental design for support for container top dispenser, as shown and described.

**DESCRIPTION**

FIG. 1 is a perspective view of a support for container top dispenser showing our new design;

FIG. 2 is a front elevational view thereof;


FIG. 3 is a top plan view thereof;

FIG. 4 is a rear elevational view thereof;

FIG. 5 is a left elevational view thereof; and,

FIG. 6 is a right elevational view thereof.

**1 Claim, 2 Drawing Sheets**



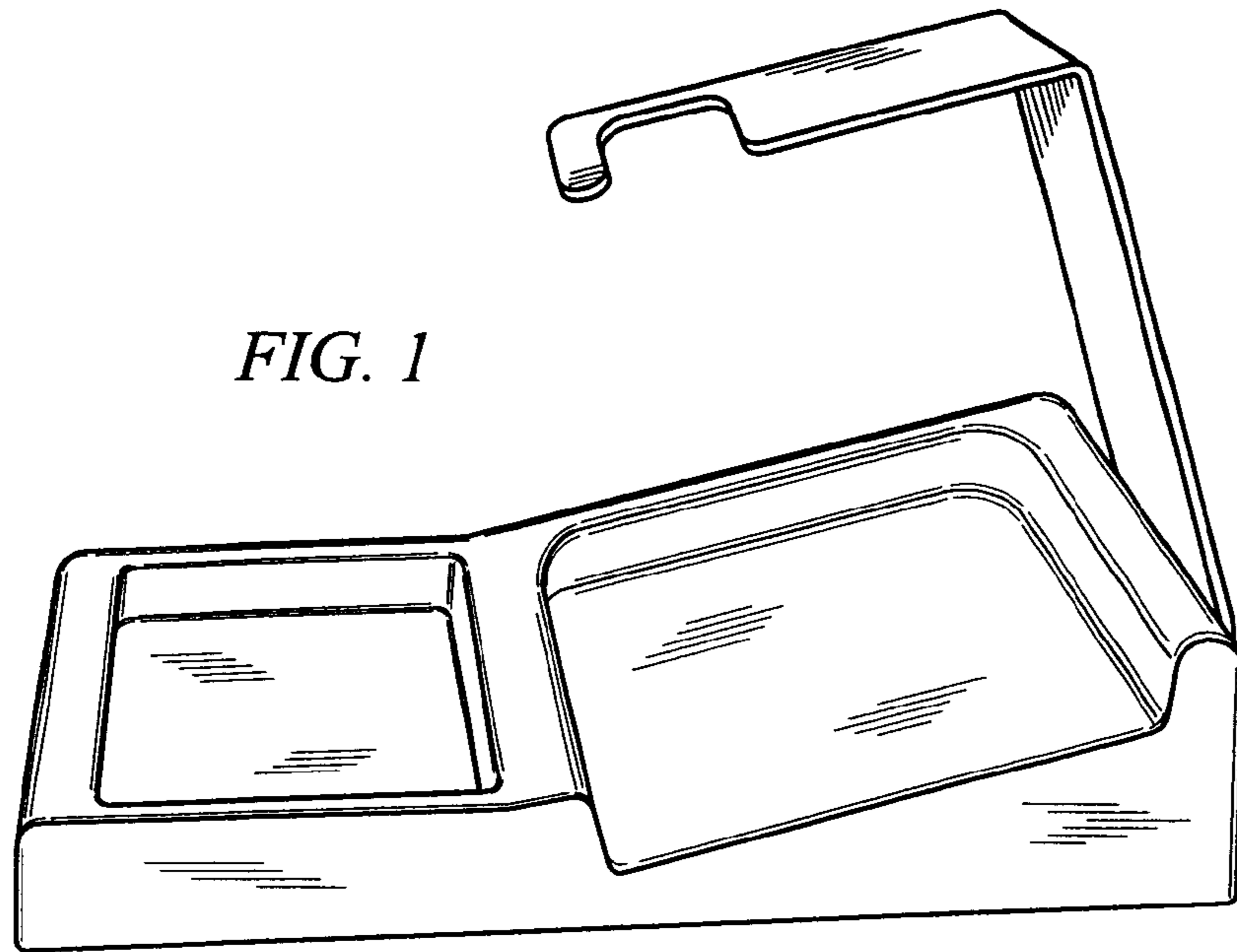


FIG. 1

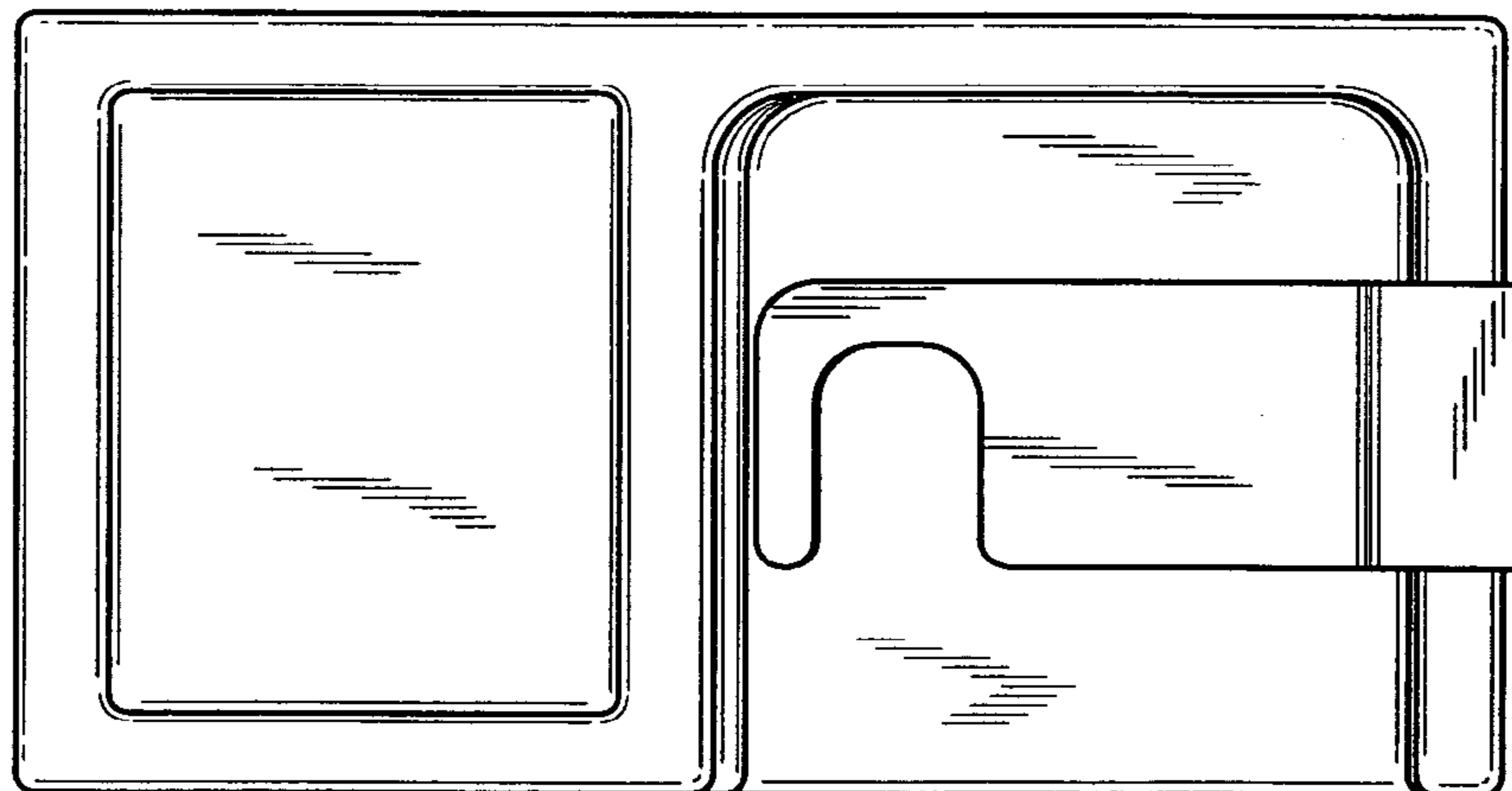


FIG. 3

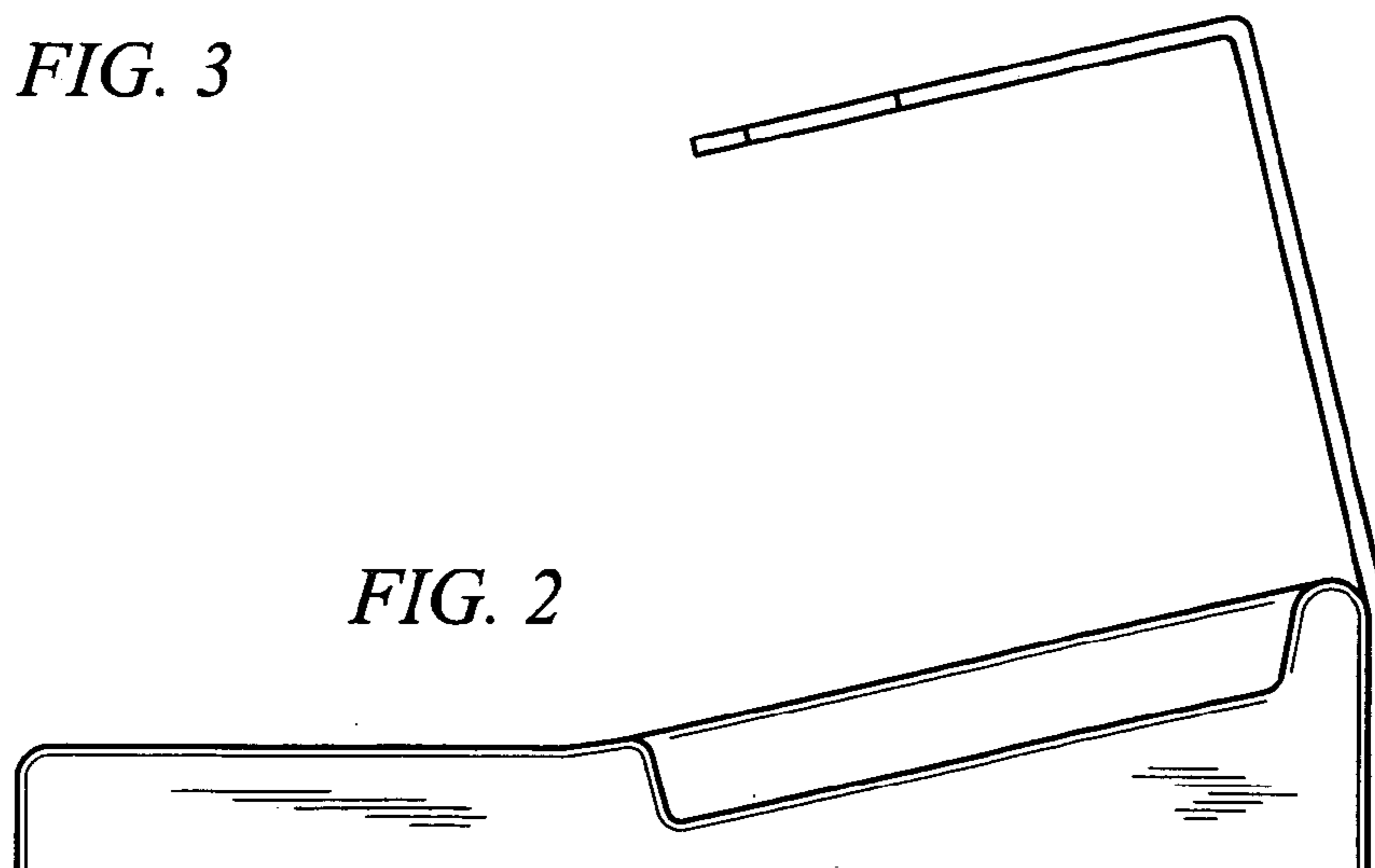


FIG. 2

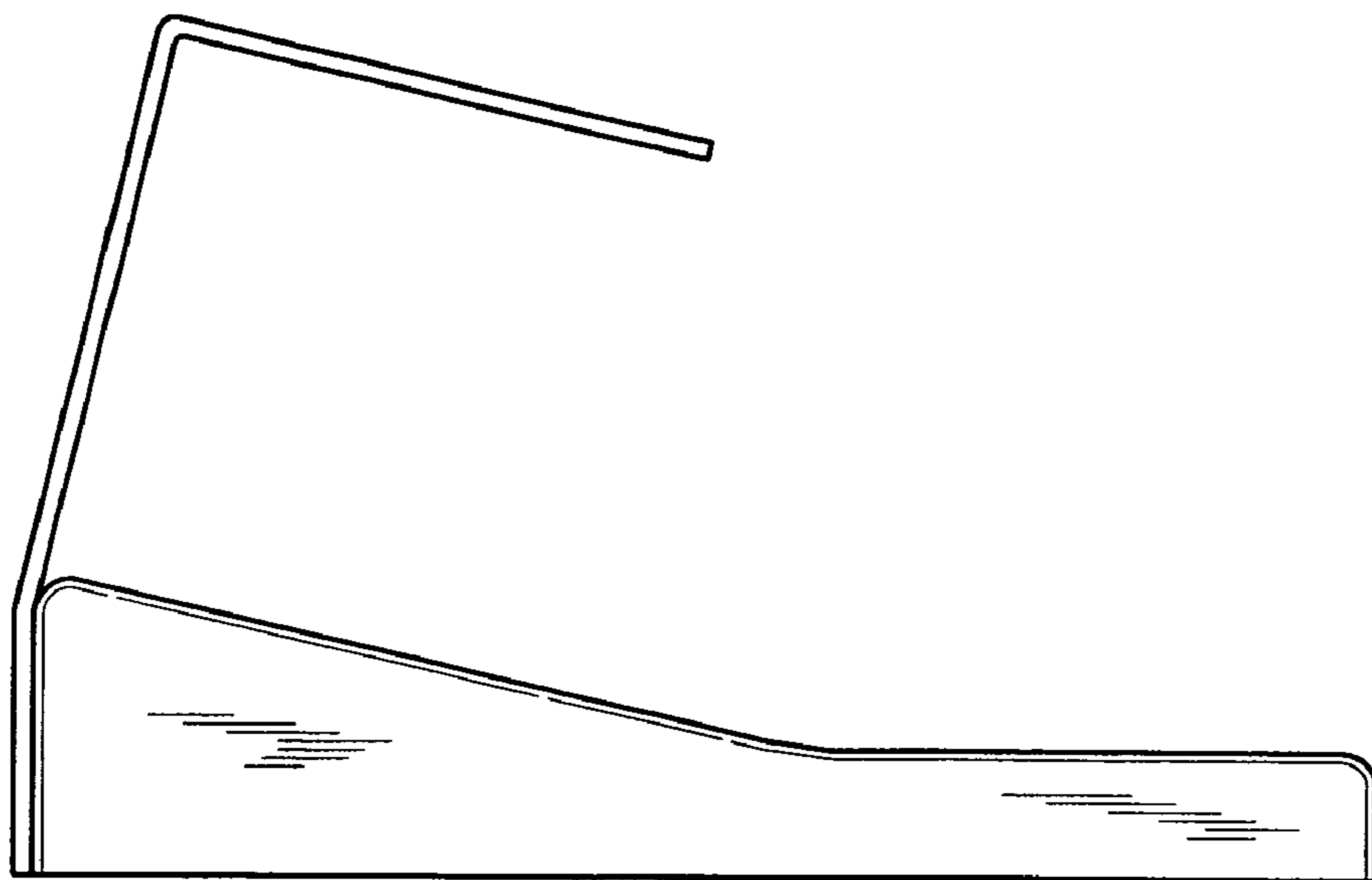


FIG. 4

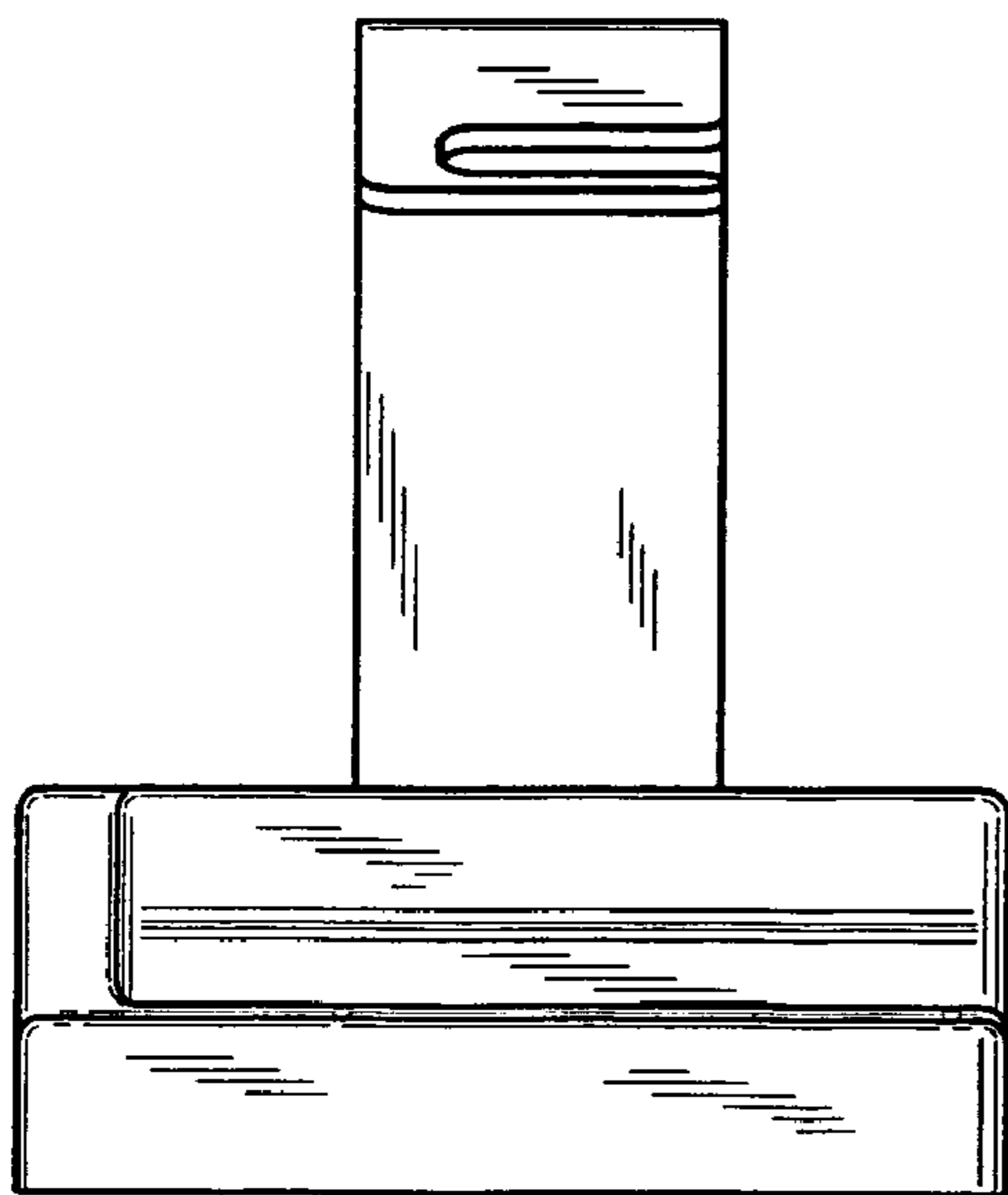


FIG. 5

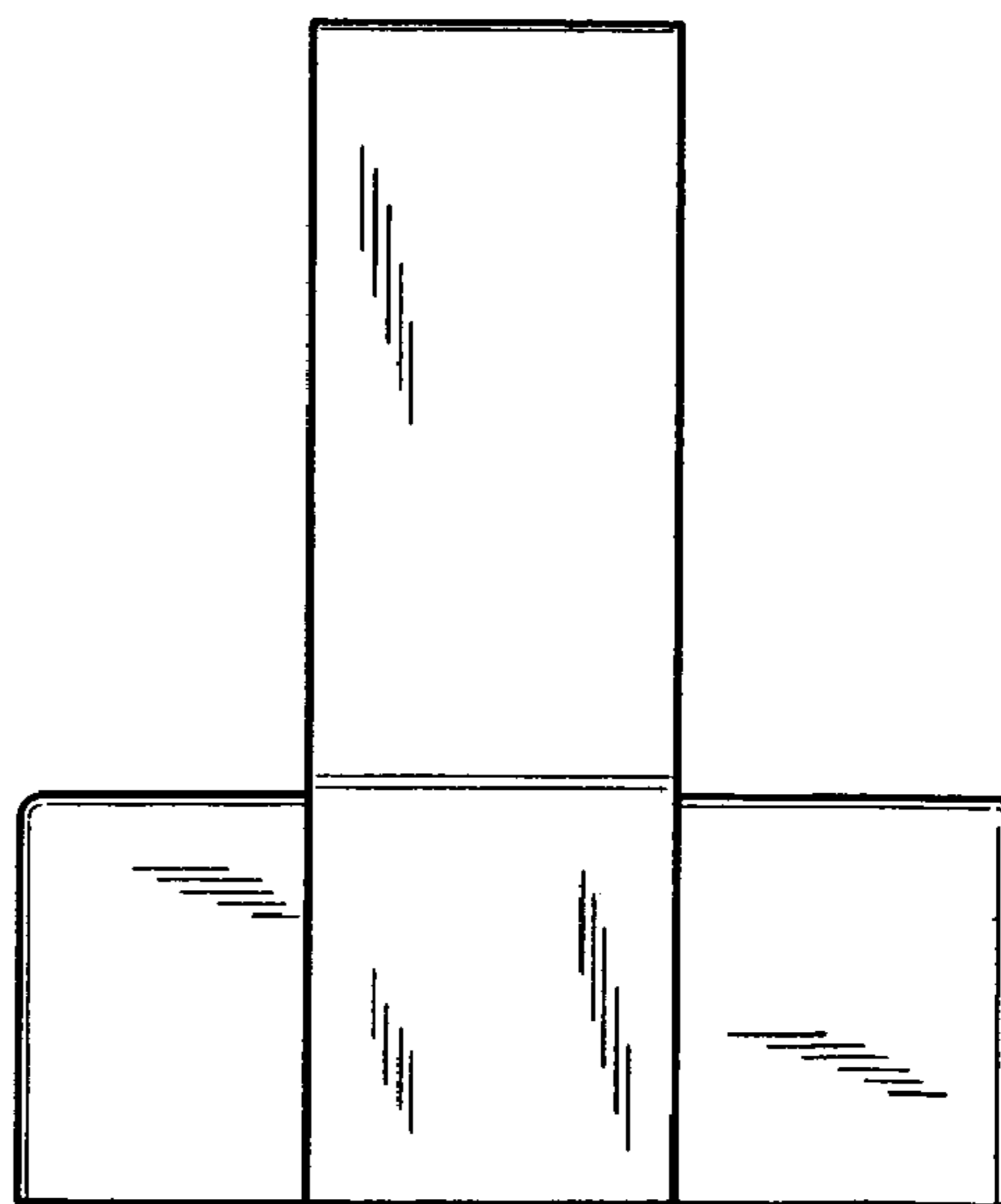


FIG. 6