

US00D549019S

(12) **United States Design Patent** (10) **Patent No.:** **US D549,019 S**  
**Jannetides, Sr.** (45) **Date of Patent:** **\*\* Aug. 21, 2007**

(54) **GUARD RAIL FOR A BED**

(75) Inventor: **James N. Jannetides, Sr.**, Fishers, IN (US)

(73) Assignee: **J Squared, Inc.**, Indianapolis, IN (US)

(\*\*) Term: **14 Years**

(21) Appl. No.: **29/268,858**

(22) Filed: **Nov. 14, 2006**

**Related U.S. Application Data**

(63) Continuation of application No. 29/255,903, filed on Mar. 13, 2006, now Pat. No. Des. 531,840, which is a continuation of application No. 11/327,891, filed on Jan. 9, 2006, now Pat. No. 7,089,609, which is a continuation of application No. 10/824,764, filed on Apr. 14, 2004, now Pat. No. 6,983,494.

(51) **LOC (8) Cl.** ..... **06-01**

(52) **U.S. Cl.** ..... **D6/503**

(58) **Field of Classification Search** ..... D6/382-384, D6/388, 393-395, 505-508, 503; 5/53.1, 5/907, 279.1, 280, 281, 2.1, 9.1, 100, 425, 5/428; D25/38; 256/65.01, 65.02, 24, 59  
See application file for complete search history.

(56) **References Cited**

**U.S. PATENT DOCUMENTS**

D40,847 S	8/1910	Hunt	
2,557,538 A	6/1951	Greensfelder	
2,637,934 A *	5/1953	Manoil	446/104
2,664,576 A	1/1954	Lehman	
2,723,107 A *	11/1955	Parker	256/24
3,316,564 A	5/1967	Rogers	
4,221,012 A	9/1980	Harris	
4,622,705 A	11/1986	Joubert	
5,540,491 A	7/1996	Wu	

D381,830 S	8/1997	Fisher	
5,829,074 A	11/1998	Fisher	
D404,215 S	1/1999	Hohl	
D405,288 S	2/1999	Woodhams	
6,314,595 B1	11/2001	Price	
6,925,665 B1	8/2005	Hennings	
6,983,494 B1	1/2006	Jannetides	
D531,840 S *	11/2006	Jannetides, Sr.	..... D6/503
2005/0273929 A1	12/2005	Hennings	
2006/0107457 A1	5/2006	Jannetides	

\* cited by examiner

*Primary Examiner*—Janice E. Seeger  
(74) *Attorney, Agent, or Firm*—William F. Bahret

(57) **CLAIM**

The ornamental design for a guard rail for a bed, as shown and described.

**DESCRIPTION**

FIG. 1 is a perspective view of a guard rail for a bed showing my new design;

FIG. 2 is a rear perspective view thereof;

FIG. 3 is a front elevation view thereof;

FIG. 4 is a rear elevation view thereof;

FIG. 5 is a bottom plan view thereof;

FIG. 6 is a top plan view thereof;

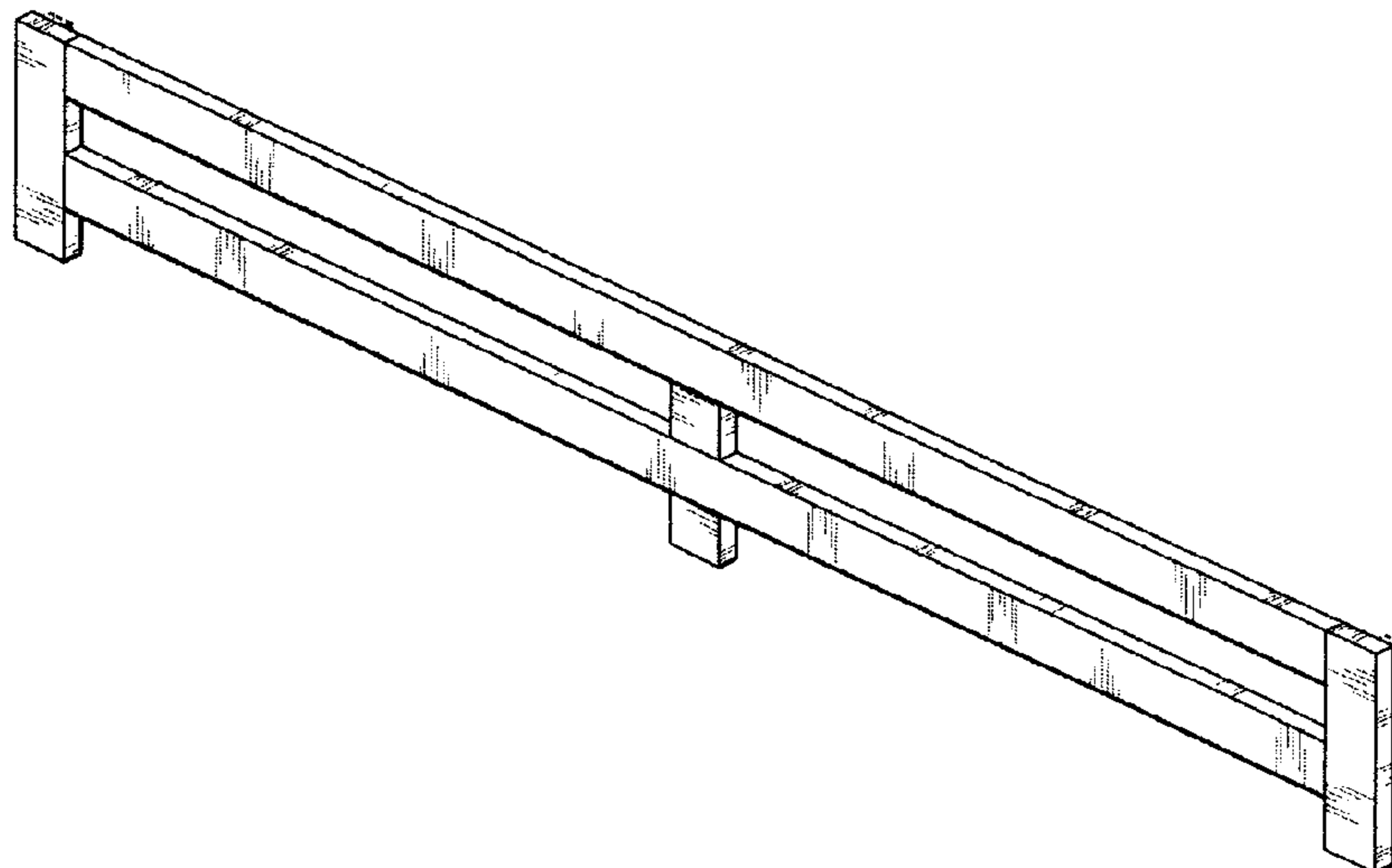
FIG. 7 is a left side elevation view thereof;

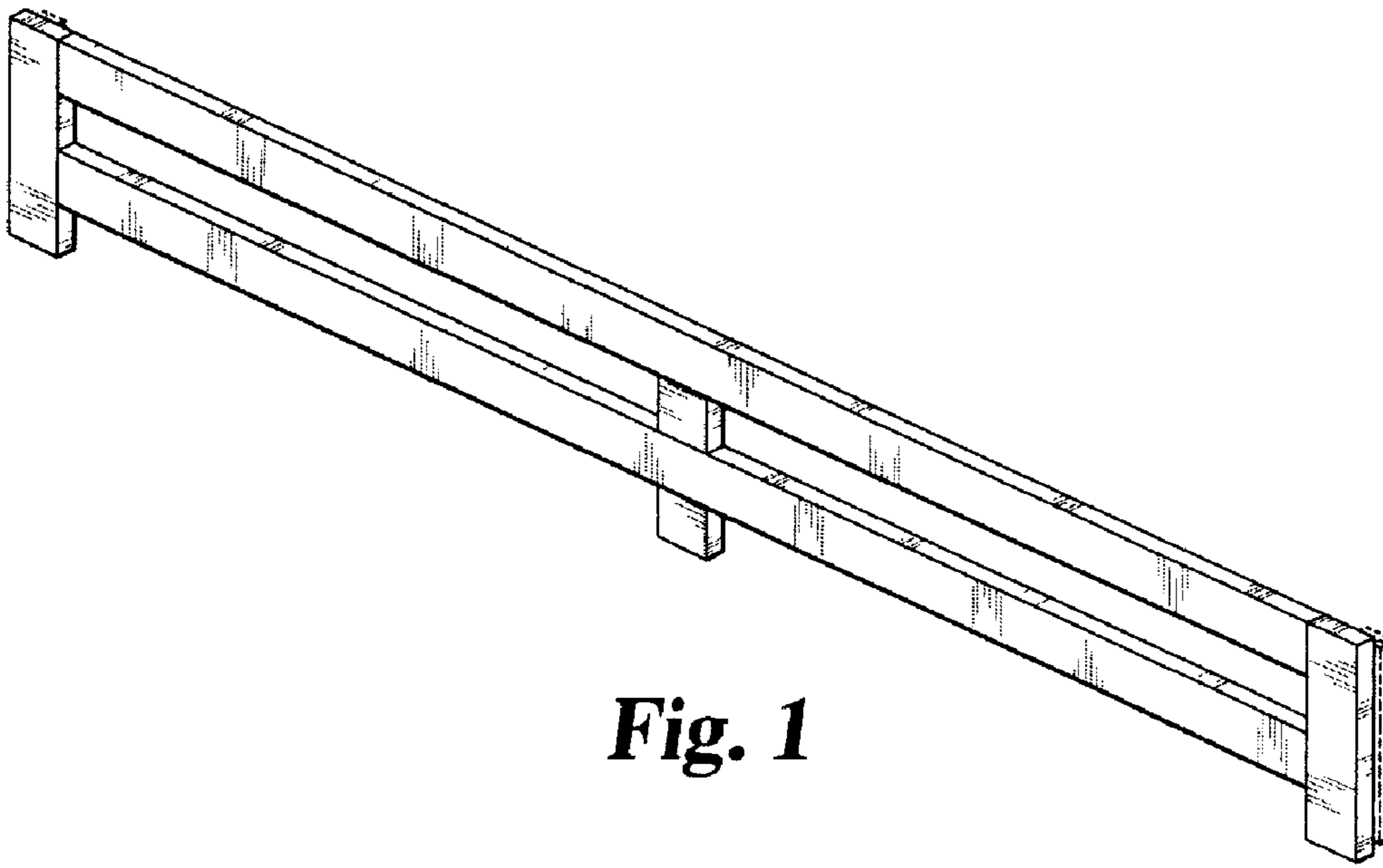
FIG. 8 is a right side elevation view thereof; and,

FIG. 9 shows an environment in which the guard rail for a bed is used.

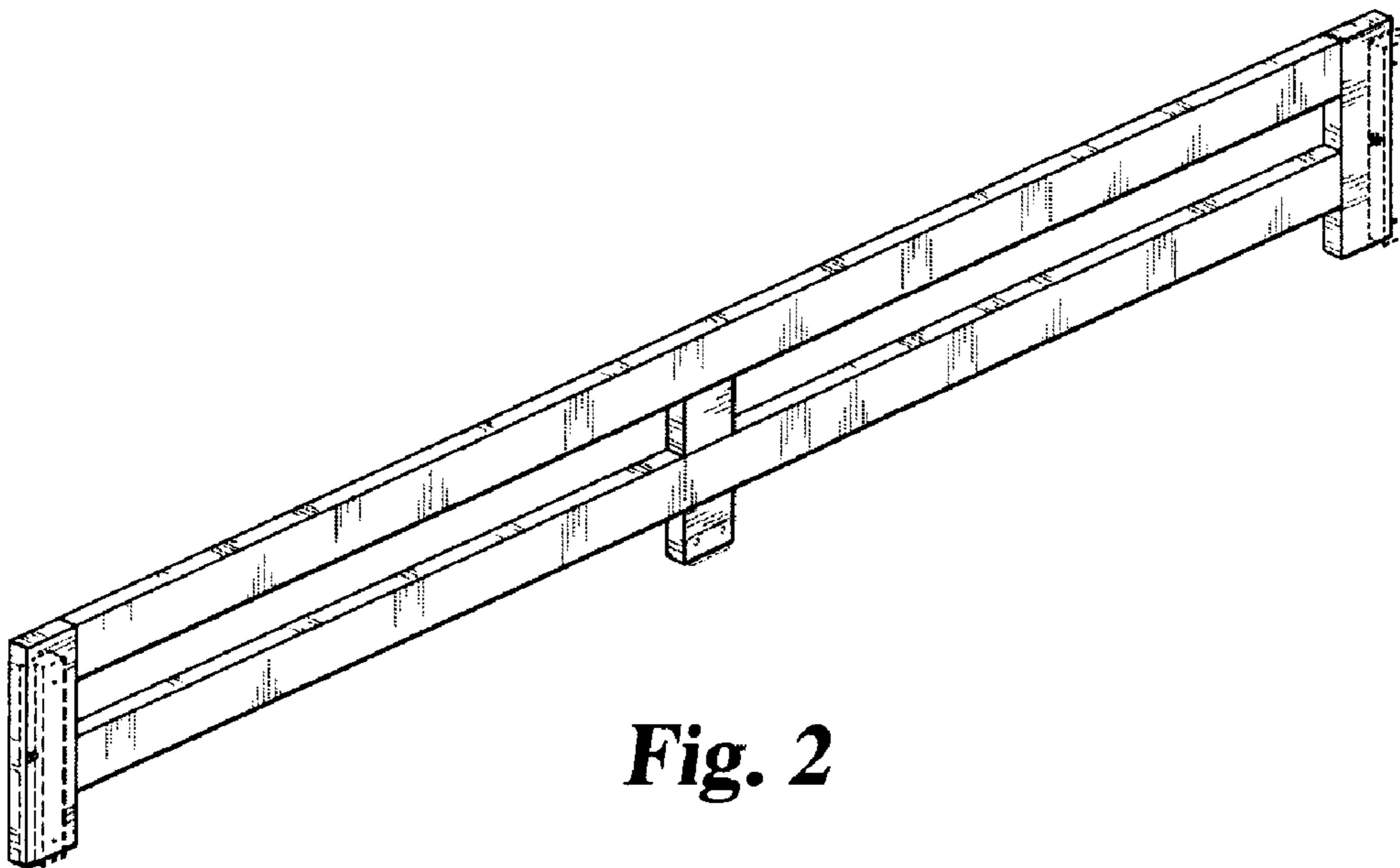
The broken line elements in the drawings are shown solely to illustrate environments in which my new design is used, and form no part of the claimed design.

**1 Claim, 3 Drawing Sheets**





**Fig. 1**



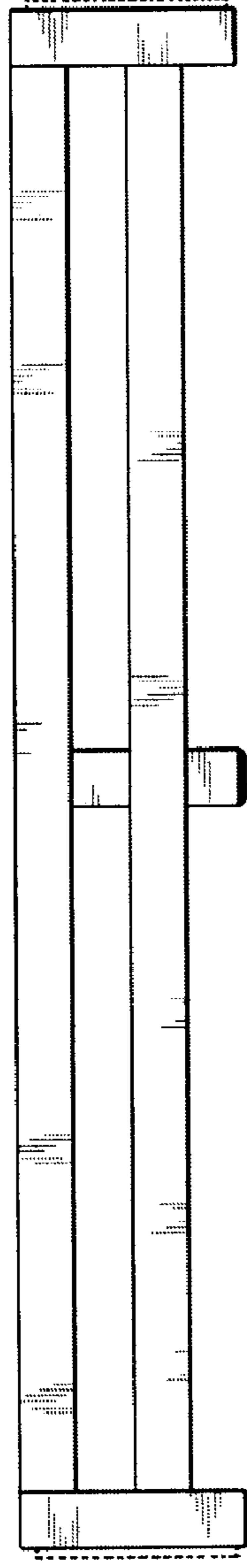
**Fig. 2**



**Fig. 5**



**Fig. 6**



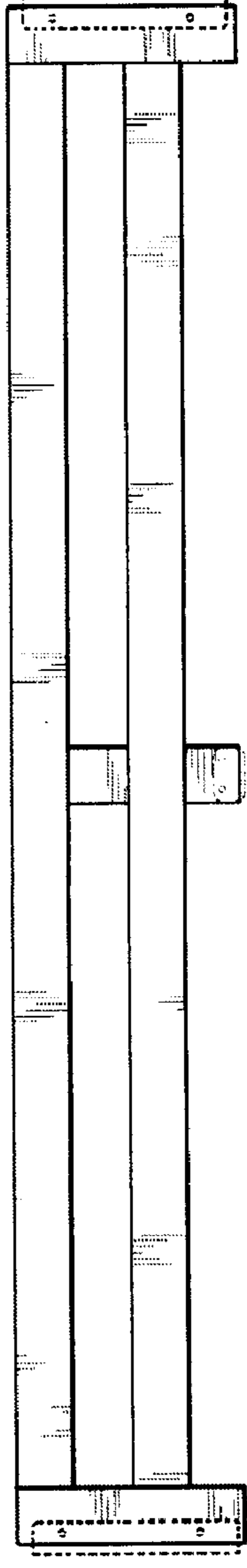
**Fig. 3**



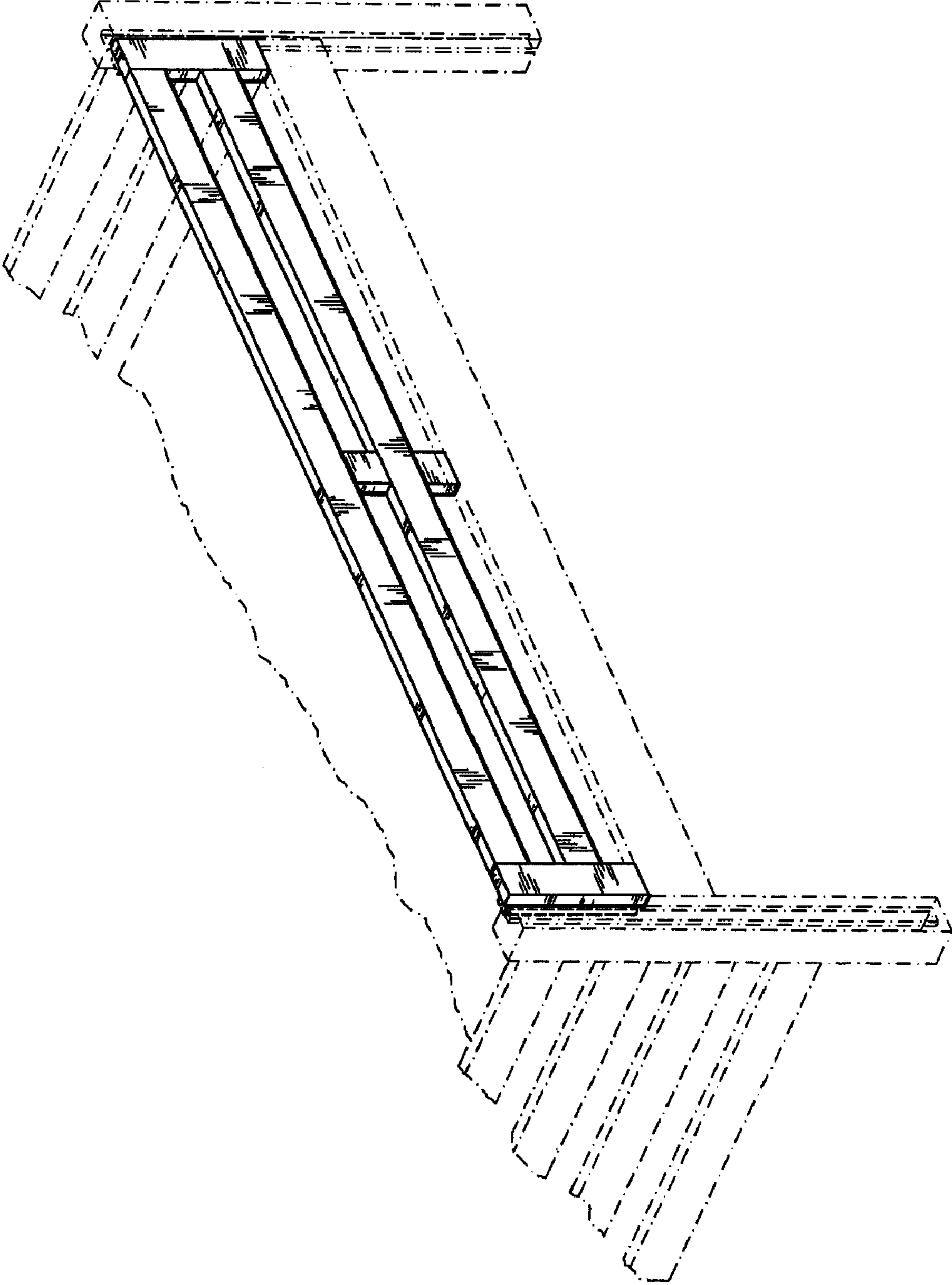
**Fig. 8**



**Fig. 7**



**Fig. 4**



**Fig. 9**