



US00D549012S

(12) **United States Design Patent**
Edison et al.

(10) **Patent No.:** **US D549,012 S**

(45) **Date of Patent:** **** Aug. 21, 2007**

(54) **PEDESTAL DISPLAY TABLE**

(75) Inventors: **Peter A. Edison**, St. Louis, MO (US);
Joseph R. Vander Pluym, St. Louis,
MO (US); **Kiku Obata**, St. Louis, MO
(US); **Russell Buchanan, Jr.**, St. Louis,
MO (US)

(73) Assignee: **Bakers Footwear Group, Inc.**, St.
Louis, MO (US)

(**) Term: **14 Years**

(21) Appl. No.: **29/253,970**

(22) Filed: **Feb. 15, 2006**

(51) **LOC (8) Cl.** **06-03**

(52) **U.S. Cl.** **D6/486; D6/495**

(58) **Field of Classification Search** D6/480-489,
D6/495-499, 511, 349, 403, 455; 108/150,
108/153.1, 155, 156; 248/188, 188.1, 188.8
See application file for complete search history.

(56) **References Cited**

U.S. PATENT DOCUMENTS

D243,295 S * 2/1977 Hartinger D6/495
D308,611 S 6/1990 Hubert

D342,843 S * 1/1994 Kuntz D6/455
D376,935 S * 12/1996 Nourse D6/486
D394,568 S 5/1998 Westerburgen
D446,054 S * 8/2001 Jeup D6/486
D477,936 S * 8/2003 Berry et al. D6/486
D502,618 S * 3/2005 O'Hare D6/486
6,994,032 B2 2/2006 Conley et al.
D518,982 S 4/2006 O'Hare
D519,760 S 5/2006 Risdon

* cited by examiner

Primary Examiner—Janice E. Seeger

(74) *Attorney, Agent, or Firm*—Blackwell Sanders Peper
Martin LLP

(57) **CLAIM**

The ornamental design for a pedestal display table, as shown
and described.

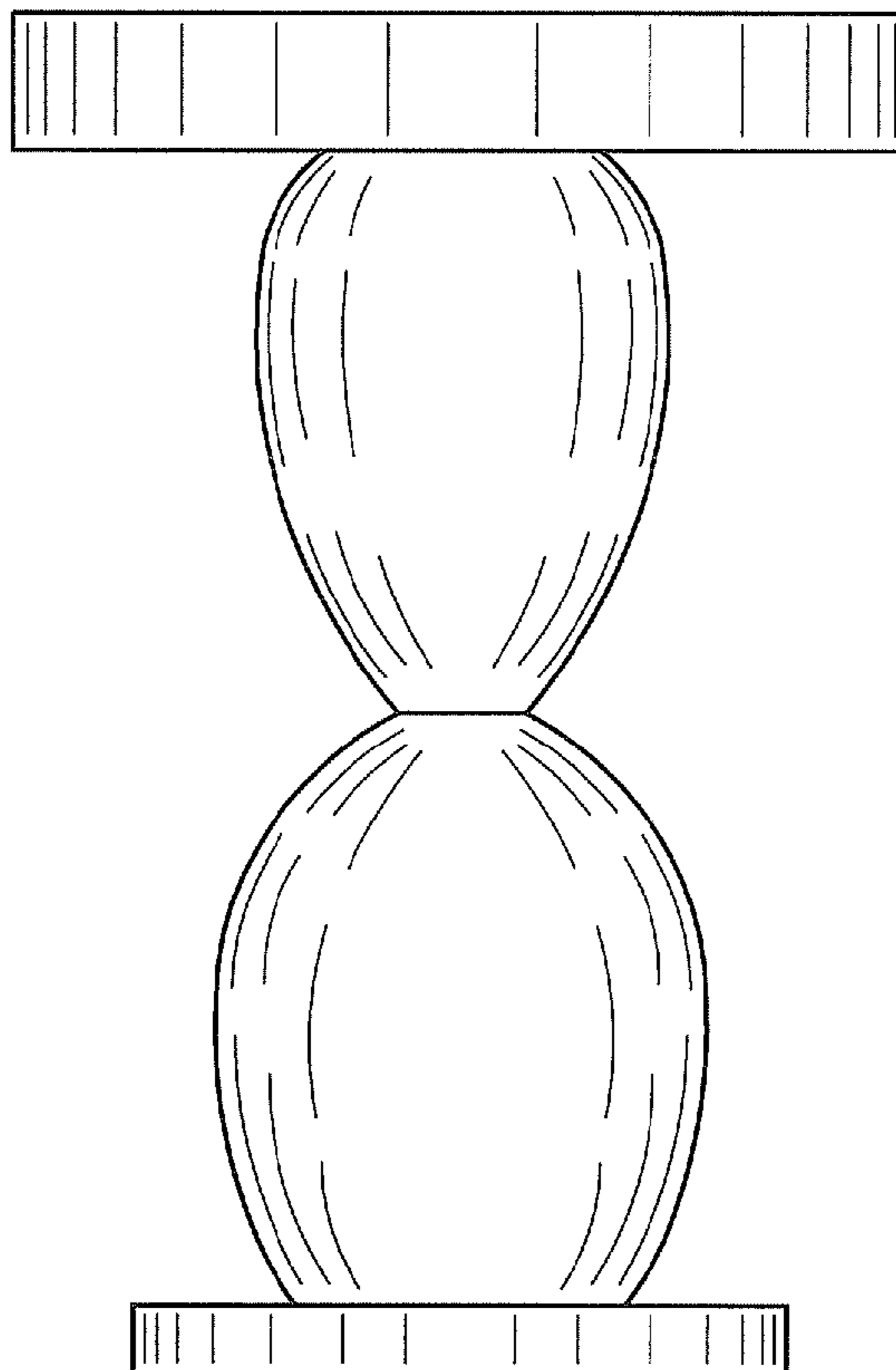
DESCRIPTION

FIG. 1 is a front elevational view of a pedestal display table
showing our new design, the rear and side elevational views
being an identical image thereof.

FIG. 2 is a top plan view thereof; and,

FIG. 3 is a bottom plan view thereof.

1 Claim, 1 Drawing Sheet



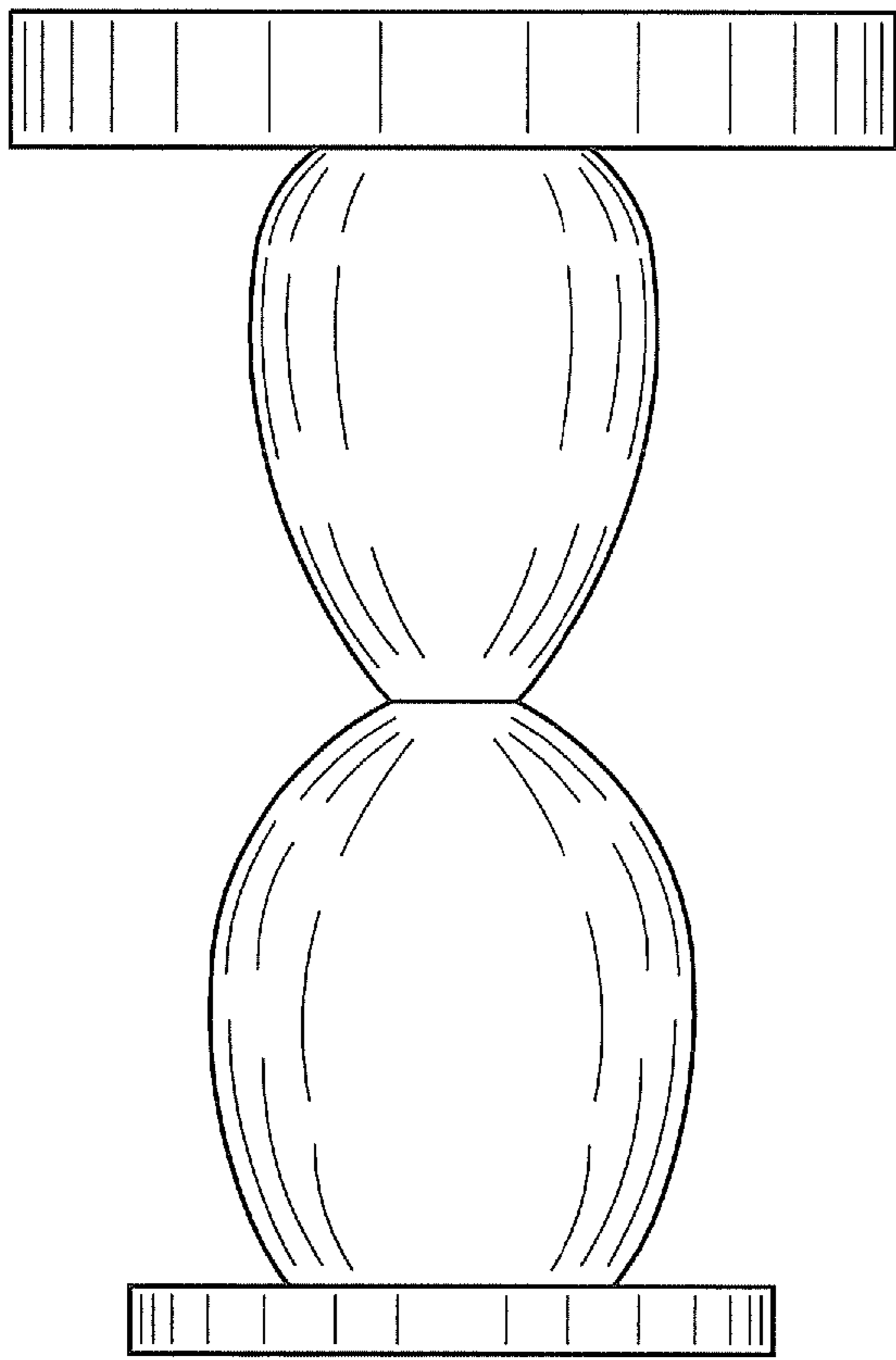


FIG. 1

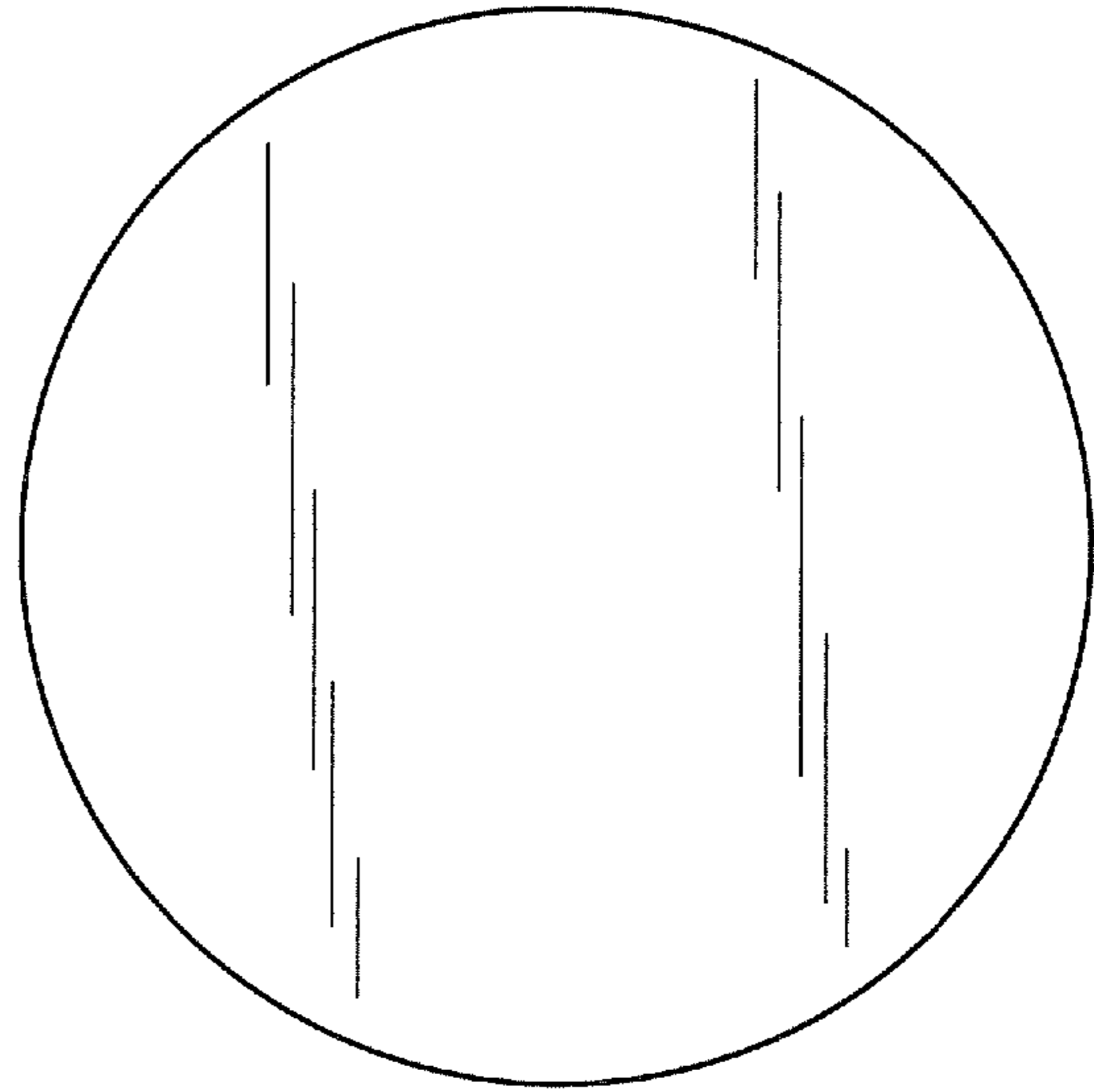


FIG. 2

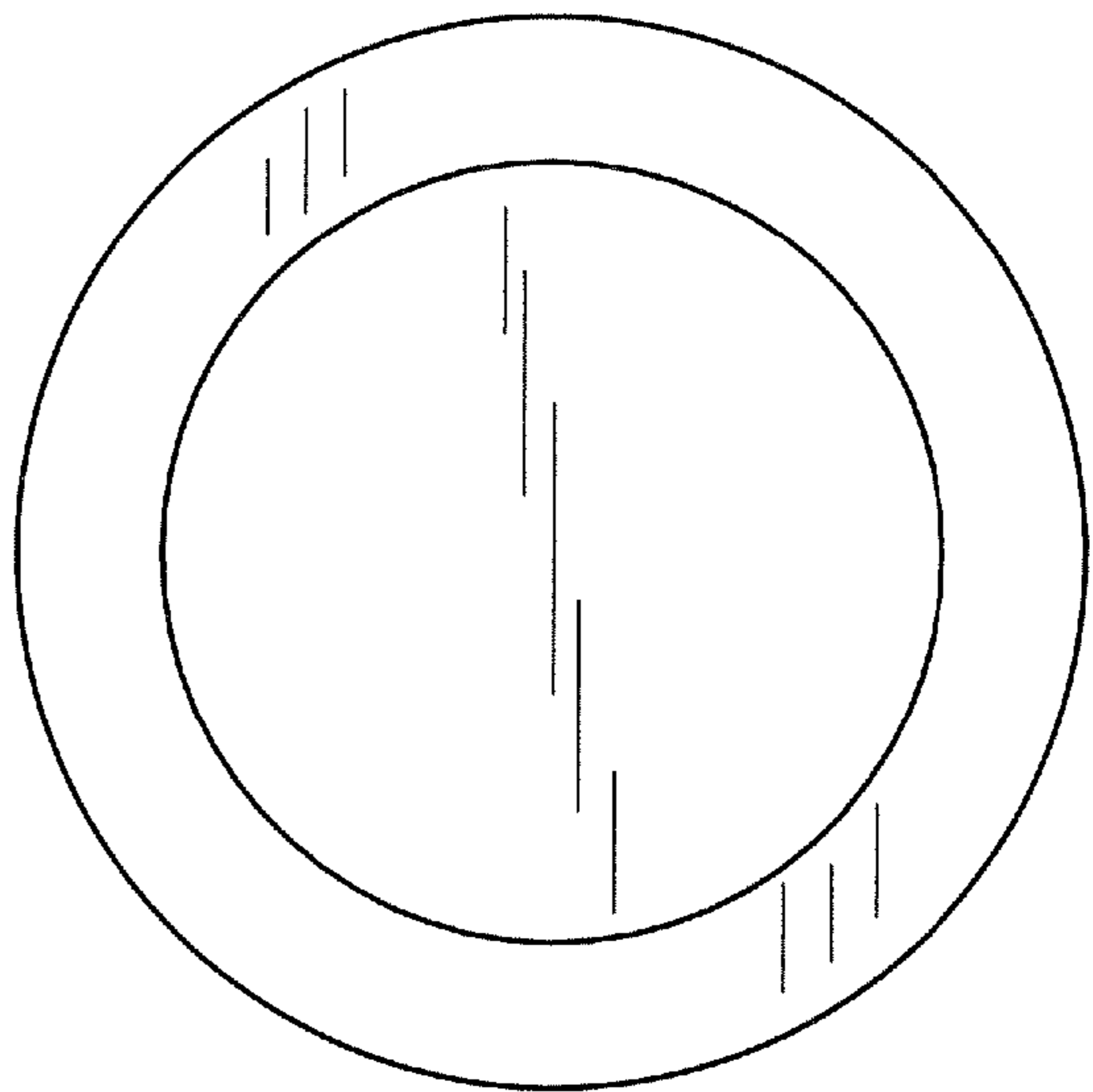


FIG. 3