

US00D549005S

(12) **United States Design Patent** (10) **Patent No.:** **US D549,005 S**
Domack et al. (45) **Date of Patent:** **** Aug. 21, 2007**

(54) **BUFFET AND CHINA CABINET**

OTHER PUBLICATIONS

(75) Inventors: **Randy D. Domack**, Trempealeau, WI (US); **Terry A. Everson**, Blair, WI (US)

Ashley Product Catalog, Spring 2003, vol. 5, Series 1, Winnsboro D198-35-01(6)-80-81, p. 92.

Ashley Product Catalog, Spring 2003, vol. 5, Series 1, Posh D206-30-02(4)-60-61, p. 97.

(73) Assignee: **Ashley Furniture Industries, Inc.**, Arcadia, WI (US)

Ashley Product Catalog, Spring 2003, vol. 5, Series 1, Northwoods D223-15-05(2)-80-81, p. 101.

Ashley Product Catalog, Spring 2003, vol. 5, Series 1, Bigham D228-56-01(8)-80-81, p. 103.

(**) Term: **14 Years**

* cited by examiner

(21) Appl. No.: **29/238,214**

Primary Examiner—Cathron C. Brooks

(22) Filed: **Sep. 12, 2005**

(74) *Attorney, Agent, or Firm*—Patterson, Thuente, Skaar & Christensen, P.A.

(51) **LOC (8) Cl.** **06-04**

(52) **U.S. Cl.** **D6/470; D6/439**

(58) **Field of Classification Search** D6/434,
D6/436-447, 470-472; 312/114, 204, 224,
312/227

(57) **CLAIM**

We claim the ornamental design for a buffet and china cabinet, as shown and described.

See application file for complete search history.

DESCRIPTION

(56) **References Cited**

FIG. 1 is a perspective view of a buffet and china cabinet according to an embodiment of the invention.

U.S. PATENT DOCUMENTS


FIG. 2 is a front elevational view of a buffet and china cabinet according to an embodiment of the invention.

D249,431 S	9/1978	Adkinson	
D347,753 S	6/1994	Pauer et al.	
D361,000 S	8/1995	Tatum et al.	
D361,677 S	8/1995	Tatum et al.	
D423,815 S	5/2000	O'Hare	
D430,751 S	9/2000	Cain	
D441,229 S	5/2001	Andersson	
D488,646 S	4/2004	Domack	
D530,537 S	* 10/2006	Schmitt D6/439

FIG. 3 is a side elevational view of a buffet and china cabinet according to an embodiment of the invention, the opposite side being a mirror image thereof; and,

FIG. 4 is a top plan view of a buffet and china cabinet according to an embodiment of the invention.

1 Claim, 2 Drawing Sheets






Fig. 1




Fig. 4

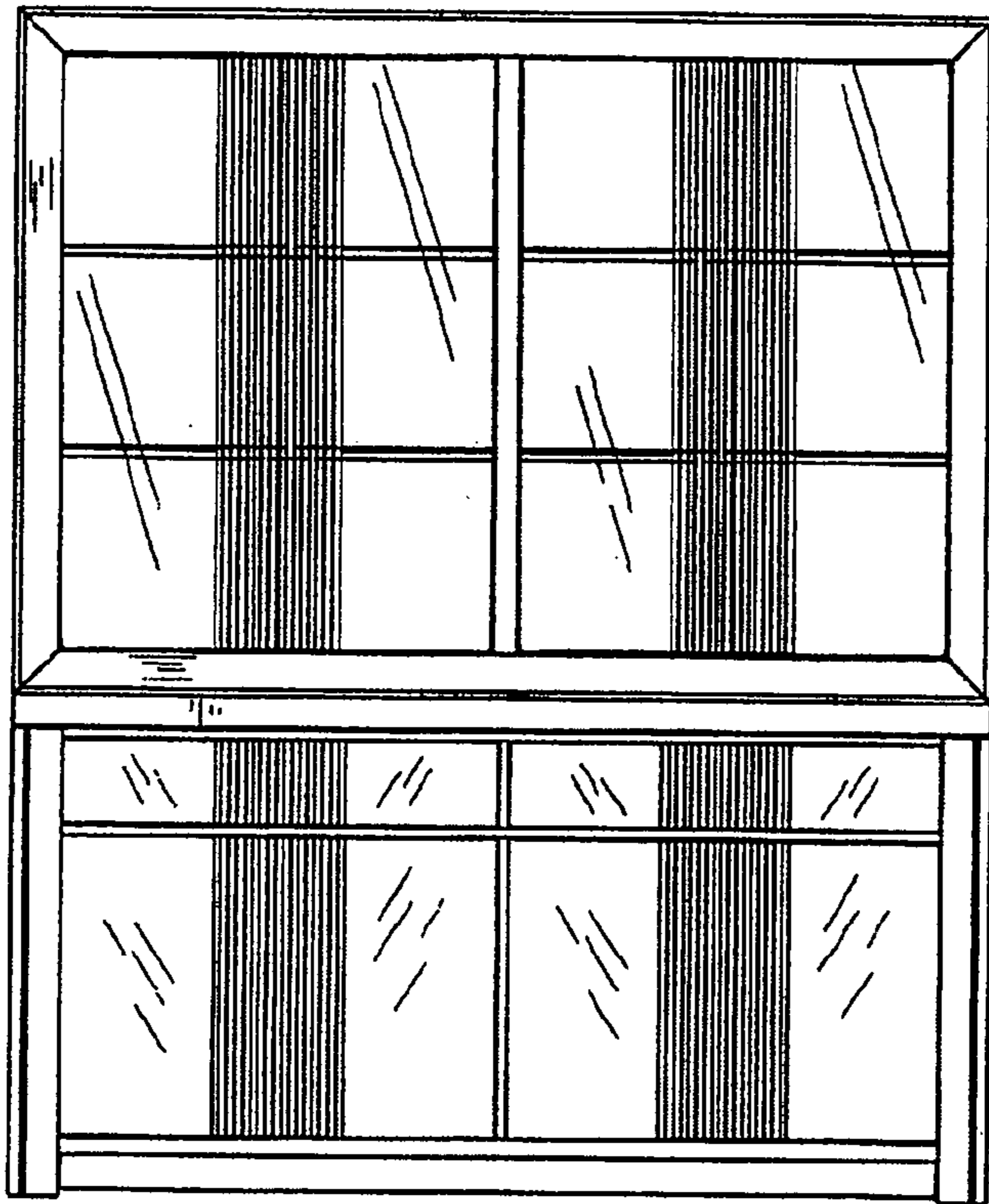


Fig. 2

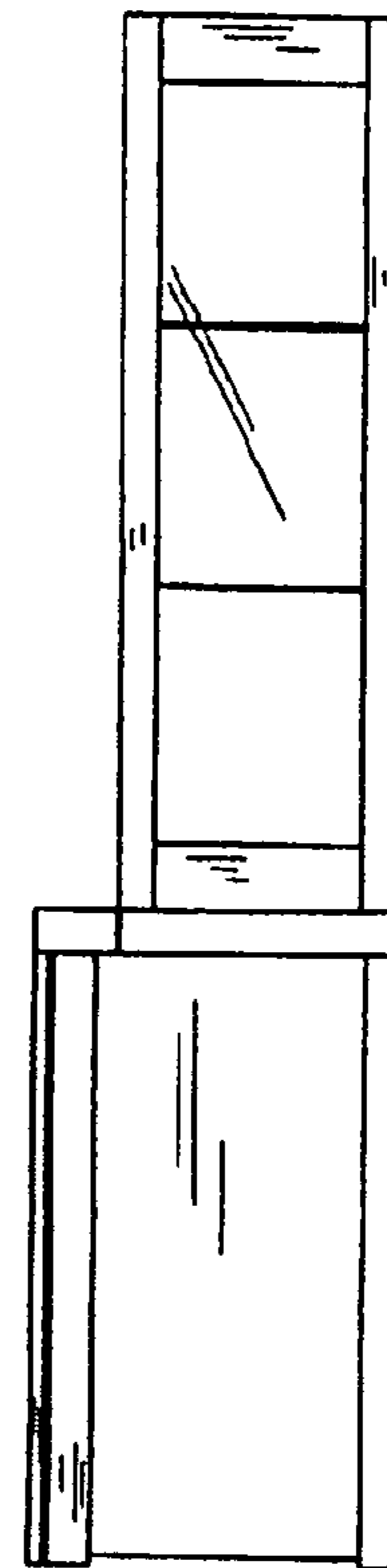


Fig. 3