



US00D548994S

(12) **United States Design Patent**
Mao

(10) **Patent No.:** **US D548,994 S**
(45) **Date of Patent:** **** Aug. 21, 2007**

(54) **CHAIR**

(76) Inventor: **Huazhong Mao**, Anji Lianfeng
Furniture Co., Ltd, Yishita Second
Industrial Zone, Dipu Town, Anji
County, Huzhou City, Zhejiang Province
(CN)

(**) Term: **14 Years**

(21) Appl. No.: **29/276,368**

(22) Filed: **Jan. 23, 2007**

(51) **LOC (8) Cl.** **06-01**

(52) **U.S. Cl.** **D6/366**

(58) **Field of Classification Search** D6/334-336,
D6/364, 365, 366, 367, 369, 379, 380, 500-502;
297/393, 396, 411.27, 452.13, 452.29, 452.3,
297/452.56, 452.64

See application file for complete search history.

(56) **References Cited**

U.S. PATENT DOCUMENTS

D436,456 S * 1/2001 Neil D6/366
D476,821 S * 7/2003 Koepke et al. D6/366

D481,879 S * 11/2003 Su D6/366
D486,656 S * 2/2004 Su D6/366
D489,191 S * 5/2004 Ma D6/366
D489,542 S * 5/2004 Giugiaro D6/366
6,729,691 B2 * 5/2004 Koepke et al. 297/452.56
D493,627 S * 8/2004 Ma D6/366
D507,124 S * 7/2005 Yang D6/366
D512,232 S * 12/2005 Wu D6/366
D528,810 S * 9/2006 Giugiaro D6/366

* cited by examiner

Primary Examiner—Mimosa De

(57) **CLAIM**

The ornamental design for a chair, as shown.

DESCRIPTION

FIG. 1 is a front elevational view of a chair showing my new design;


FIG. 2 is a rear elevational view thereof;

FIG. 3 is a right side view thereof;

FIG. 4 is a left side view thereof; and,

FIG. 5 is a perspective view thereof.

1 Claim, 5 Drawing Sheets



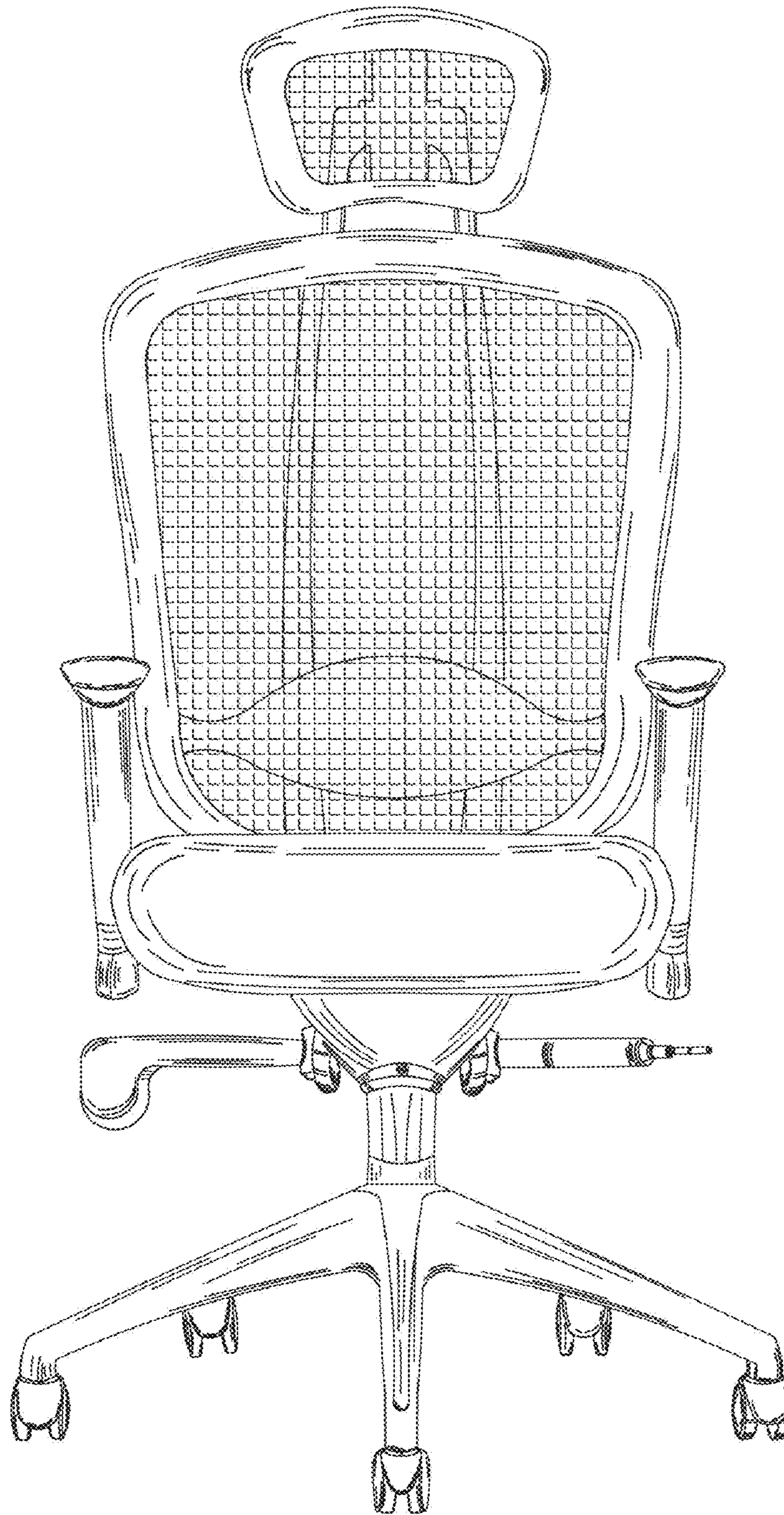


FIG. 1

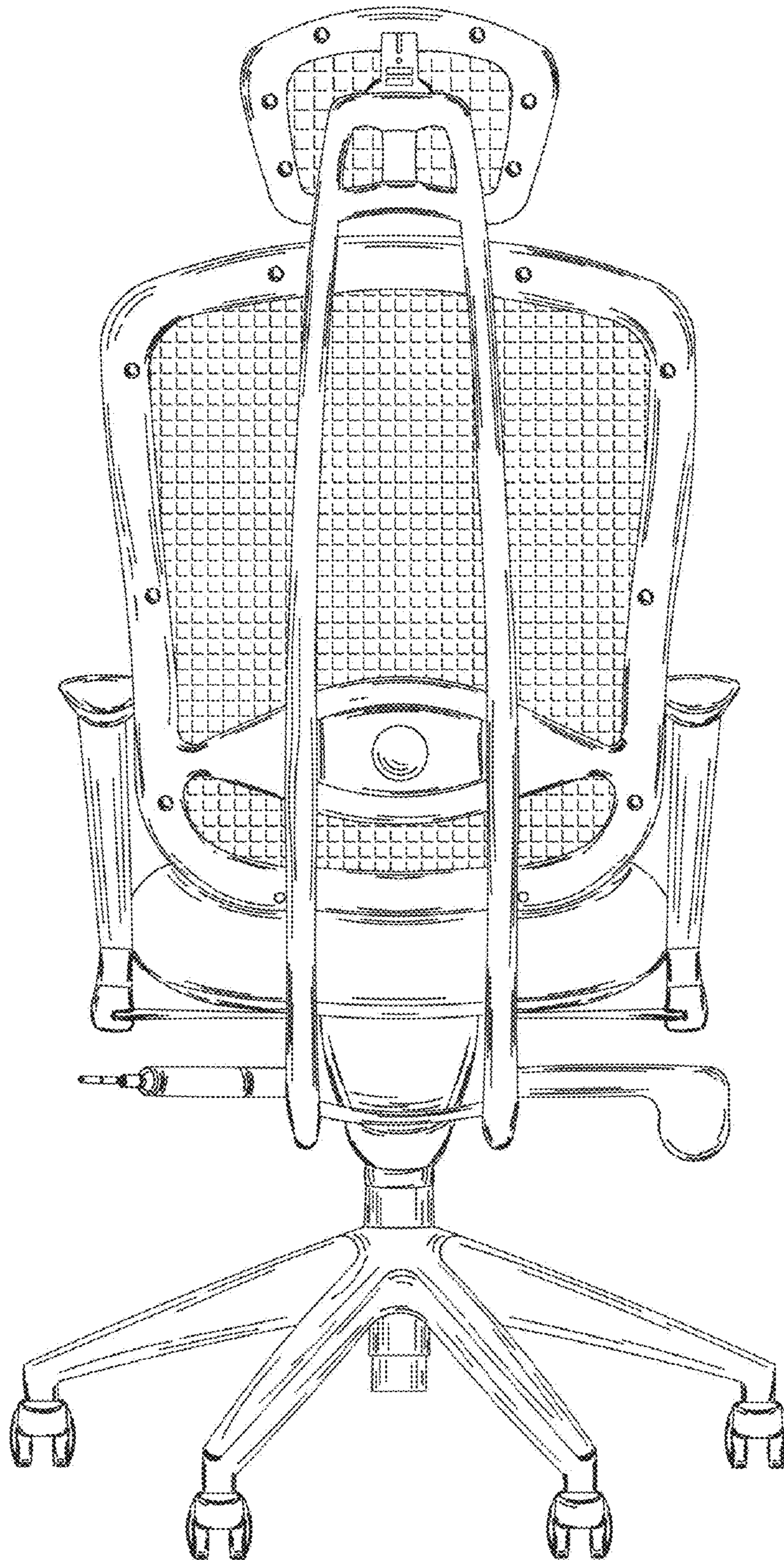


FIG. 2

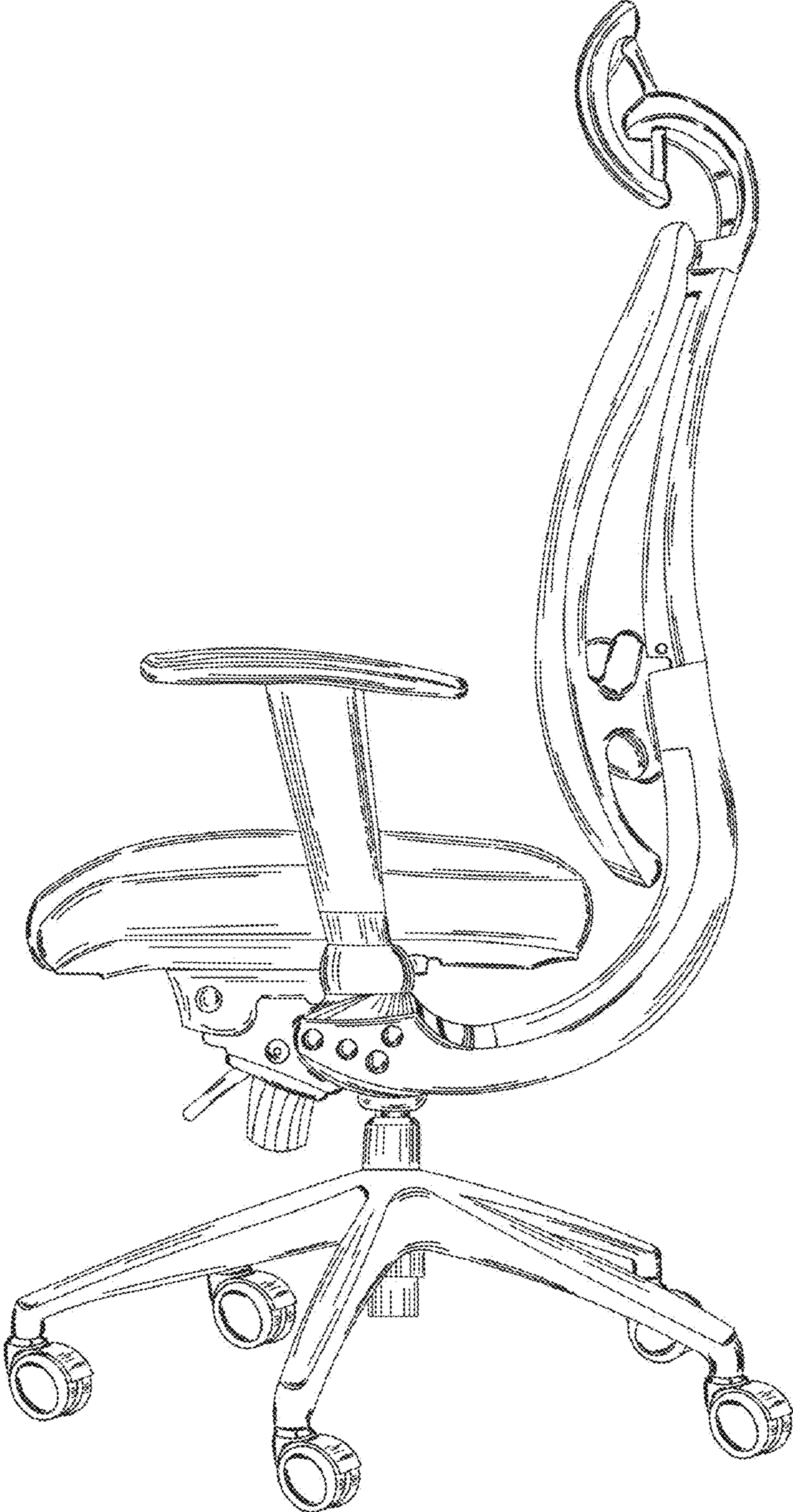


FIG. 3

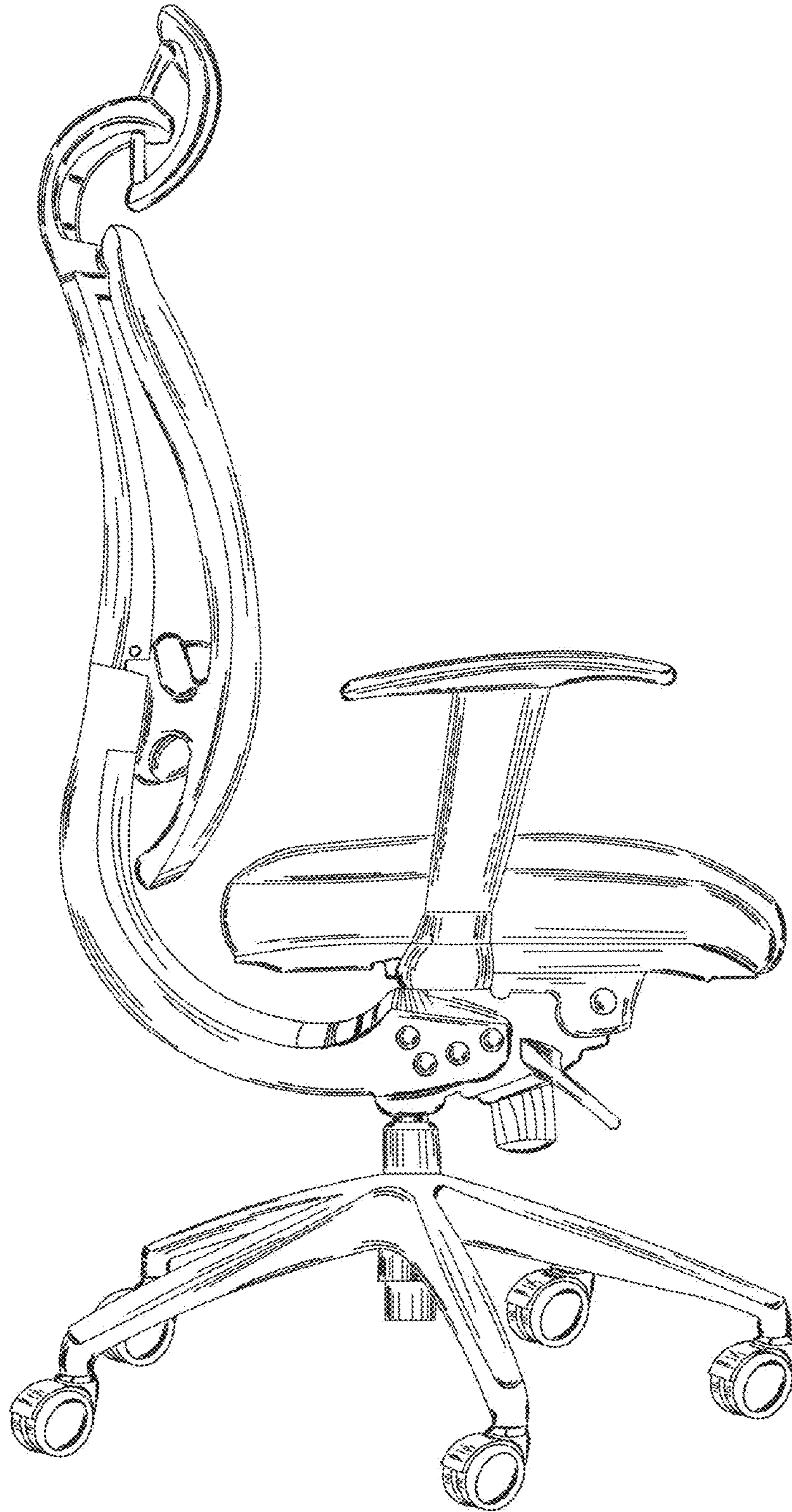


FIG. 4




FIG. 5