

US00D548989S

(12) **United States Design Patent**  
**Maitland-Smith**

(10) **Patent No.:** **US D548,989 S**

(45) **Date of Patent:** **\*\* Aug. 21, 2007**

(54) **BENCH**

D485,692 S \* 1/2004 Wanek et al. .... D6/355  
D530,931 S \* 10/2006 Gilbert ..... D6/353

(75) Inventor: **Paul Maitland-Smith**, Phuket (TH)

**OTHER PUBLICATIONS**

(73) Assignee: **Statecraft International, Inc.**, Port Villa (VU)

Bench CM44003, The Chairman Collection, Theodore Alexander, Jan. 2006, p. 27.

(\*\*) Term: **14 Years**

Bench 4402-039, Whimsical Flights of Fancy Collection, Theodore Alexander, Jan. 2006, p. 83.

(21) Appl. No.: **29/248,318**

Bench 4402-037, The Chairman Collection, Theodore Alexander, Oct. 2005.

(22) Filed: **Aug. 9, 2006**

\* cited by examiner

(51) **LOC (8) Cl.** ..... **06-01**

*Primary Examiner*—Sandra Snapp

(52) **U.S. Cl.** ..... **D6/351**

(74) *Attorney, Agent, or Firm*—Jack B. Hicks; Womble Carlyle Sandridge & Rice, PLLC

(58) **Field of Classification Search** ..... D6/349–355,  
D6/363–364, 484, 495, 500–502; 297/195.1,  
297/195.11, 16.1, 118, 16.2, 175, 187, 462,  
297/215.16, 219.11, 423.1, 423.39, 423.41,  
297/423.43, 461; 108/53.3, 115, 150

(57) **CLAIM**

See application file for complete search history.

The ornamental design for a bench, as shown and described.

**DESCRIPTION**

(56) **References Cited**

FIG. 1 is a perspective view of a bench showing my new design;

**U.S. PATENT DOCUMENTS**

FIG. 2 is a front elevational view thereof;

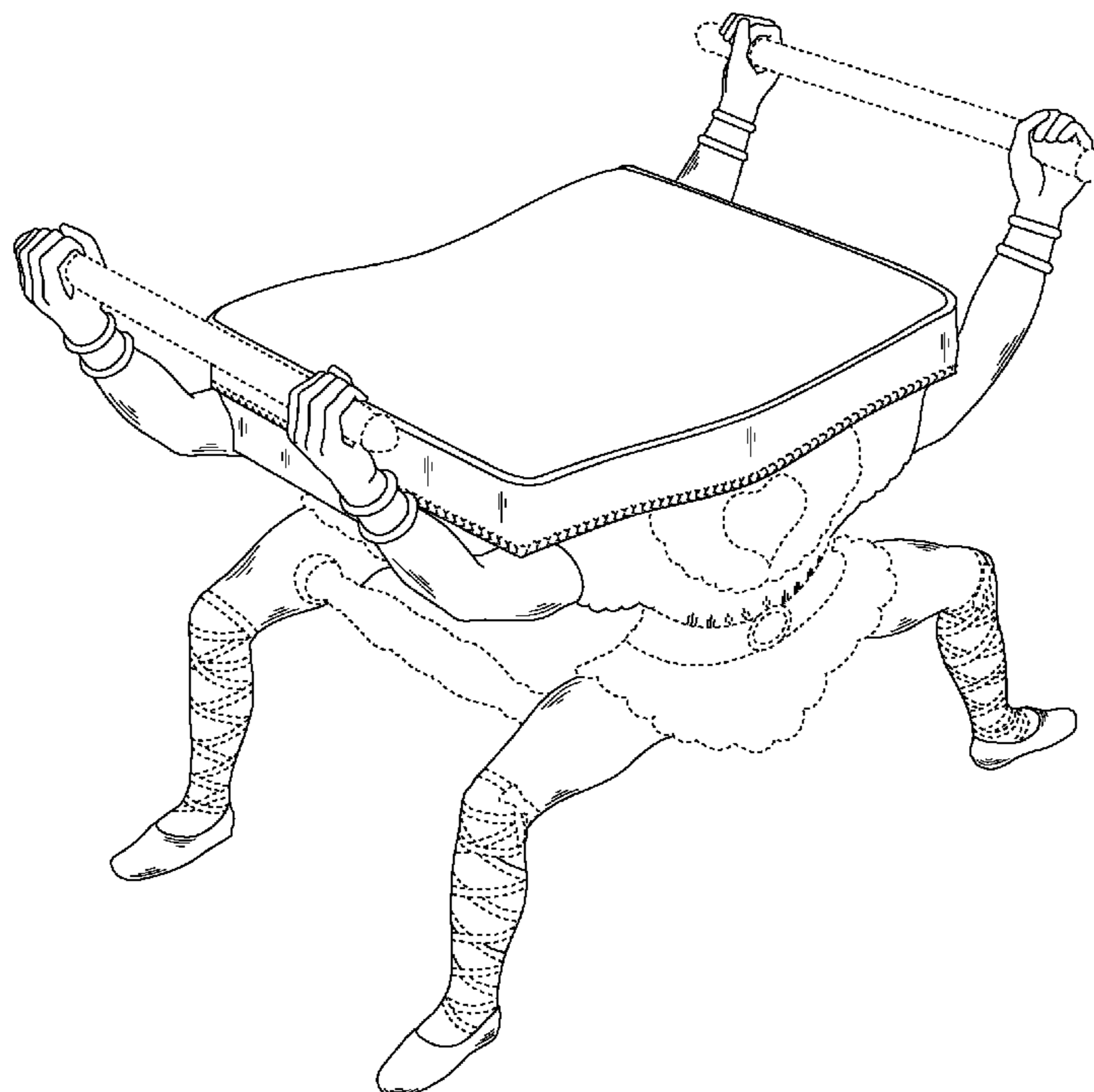
- D36,206 S \* 1/1903 Pepper ..... D6/355
- D36,207 S \* 1/1903 Pepper ..... D6/355
- D36,208 S \* 1/1903 Pepper ..... D6/355
- D73,211 S \* 8/1927 Shapiro ..... D6/355
- D75,371 S \* 5/1928 Kannaka ..... D6/349
- D233,492 S \* 11/1974 Gilbert ..... D6/349
- D252,426 S \* 7/1979 Brelsford ..... D6/349
- D287,318 S \* 12/1986 Garduno ..... D6/429
- D371,464 S \* 7/1996 Lewis ..... D6/355
- D387,210 S \* 12/1997 Hutton ..... D6/349
- D482,741 S \* 11/2003 Chaudoreille ..... D21/493

FIG. 3 is a side elevational view, the opposite side being a mirror image thereof; and,

FIG. 4 is a top view thereof.

The views of the bench not shown form no part of the claimed design. The broken lines depicting a tunic, leg lacings, stretcher bars, and nail heads represent environmental elements only and form no part of the claimed design.

**1 Claim, 4 Drawing Sheets**



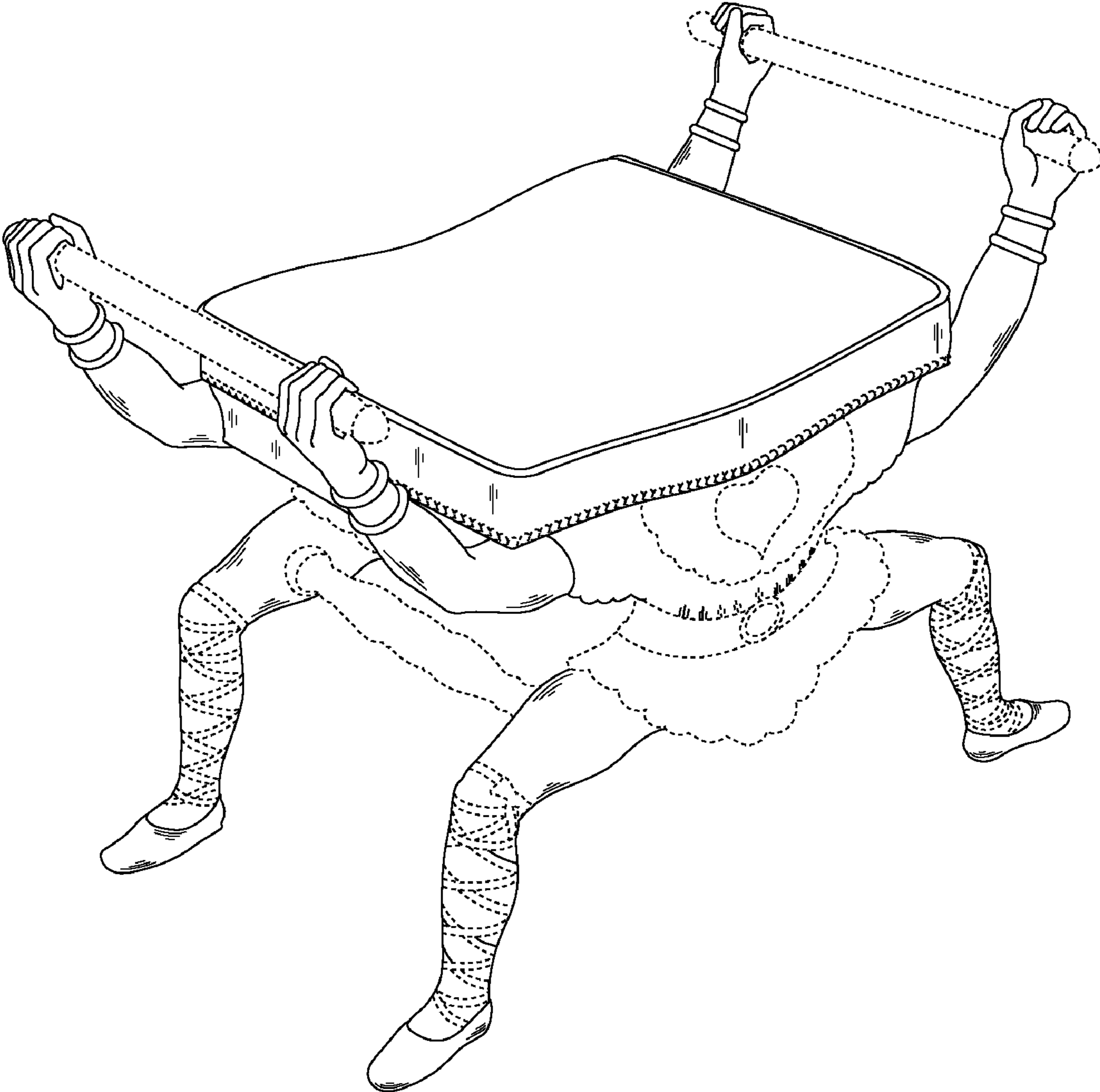


FIG. 1

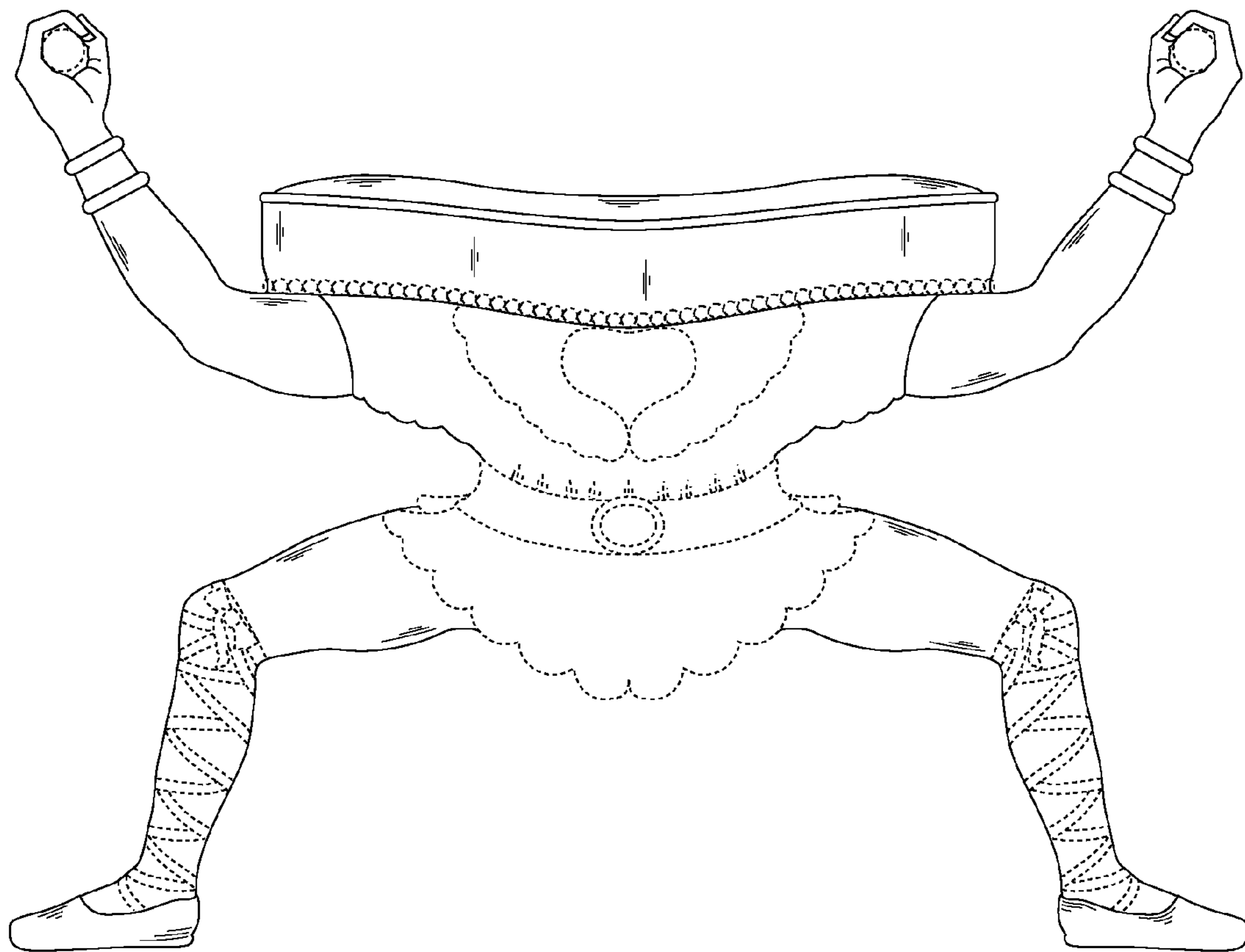


FIG. 2

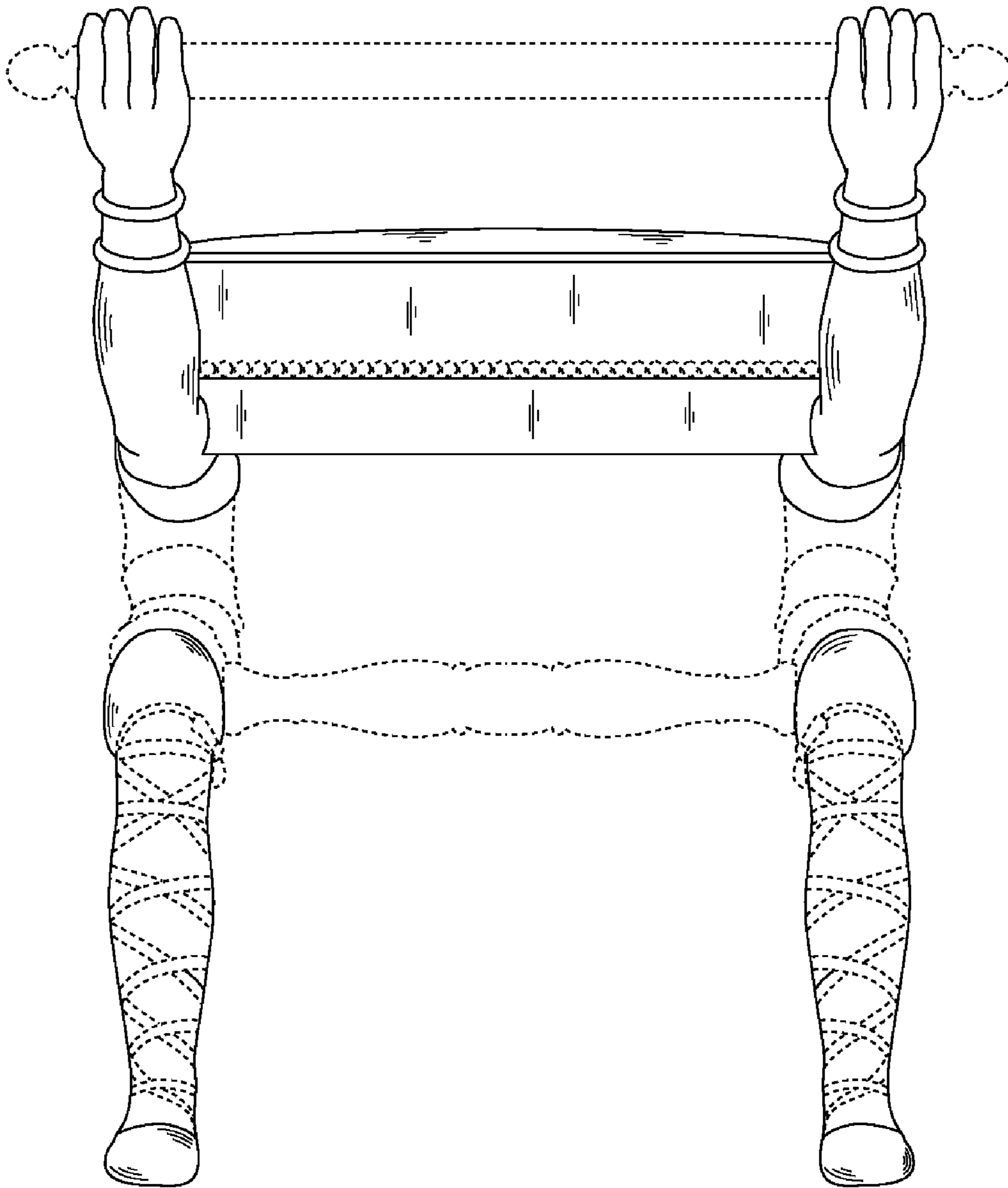


FIG. 3

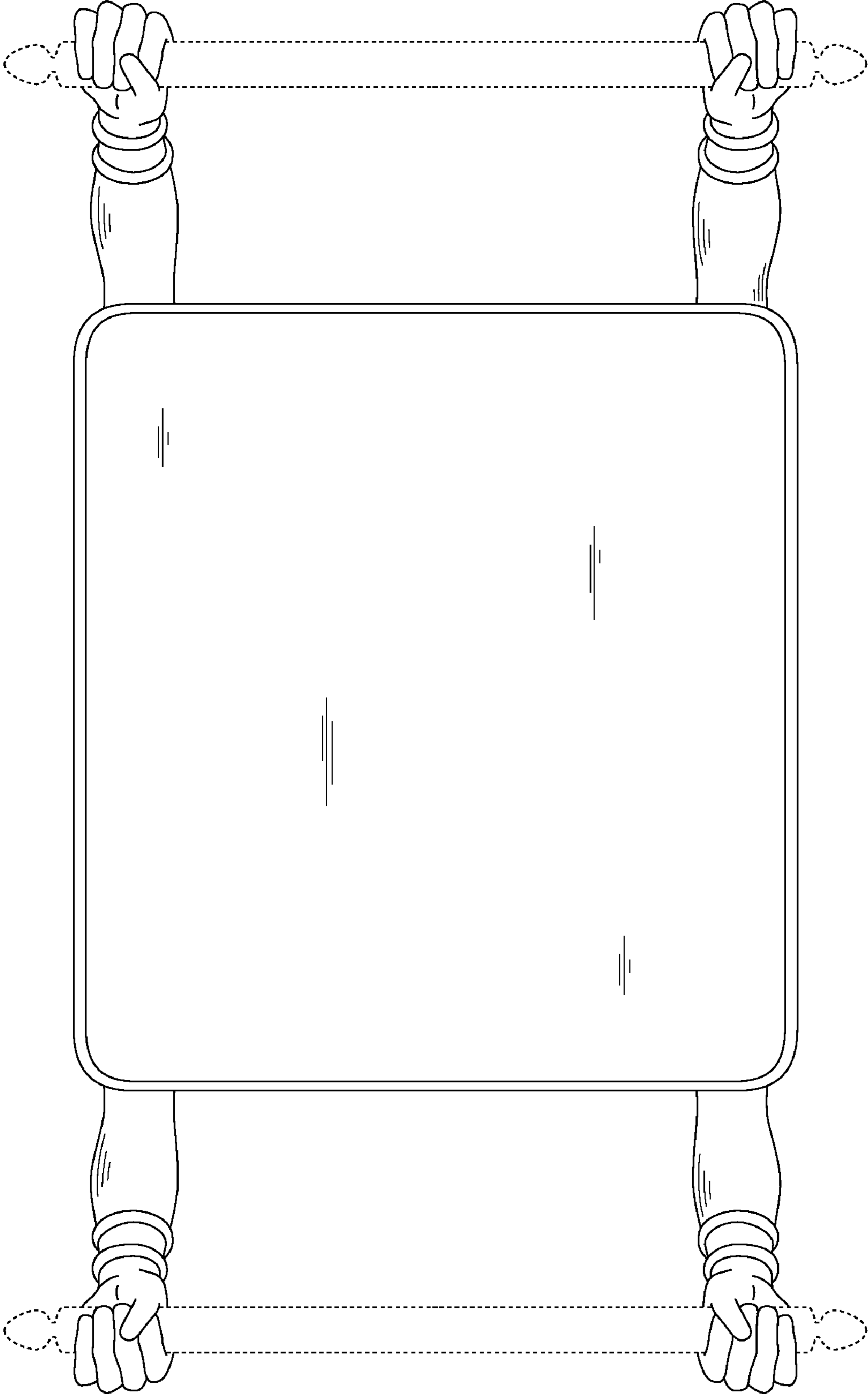


FIG. 4