



US00D548986S

(12) **United States Design Patent** (10) **Patent No.:** **US D548,986 S**
McCoy et al. (45) **Date of Patent:** **** Aug. 21, 2007**

(54) **STACKABLE ROCKER CHAIR**
(75) Inventors: **Ryan P. McCoy**, Falcon Heights, MN (US); **James A. Wilson**, Minneapolis, MN (US)

(73) Assignee: **Target Brands, Inc.**, Minneapolis, MN (US)

(**) Term: **14 Years**

(21) Appl. No.: **29/236,332**

(22) Filed: **Aug. 15, 2005**

(51) **LOC (8) Cl.** **06-01**

(52) **U.S. Cl.** **D6/344**

(58) **Field of Classification Search** D21/686-687, D21/662, 690, 695, 678, 803; D6/348, 374, D6/375, 334, 335, 344; 297/258.1, 270.3, 297/271.5, 271.6, 272.2, 239; 482/140, 142
See application file for complete search history.

(56) **References Cited**

U.S. PATENT DOCUMENTS

- D142,800 S * 11/1945 Watson D6/375
- 3,893,731 A 7/1975 Maggs
- D240,311 S * 6/1976 Owens D6/375
- 4,027,888 A 6/1977 Wilcox
- 4,109,960 A 8/1978 Stinchfield
- 4,171,549 A 10/1979 Morrell et al.
- D255,959 S * 7/1980 Mitchell D6/335
- 4,258,952 A 3/1981 Dutra
- D266,044 S * 9/1982 Blanchard D6/375
- D274,576 S * 7/1984 Tiffany D6/335
- D284,144 S * 6/1986 Pedersen D6/374
- 4,875,732 A 10/1989 Miller
- 4,902,003 A 2/1990 Buoni
- 5,213,394 A 5/1993 Tattrie
- 5,419,613 A 5/1995 Wedeking
- D361,905 S * 9/1995 Adams et al. D6/375
- D372,367 S * 8/1996 Bonaddio et al. D6/375
- D372,805 S * 8/1996 Bonaddio et al. D6/375
- D374,695 S 10/1996 Hatfield

- 5,836,653 A 11/1998 Albecker
- D405,971 S * 2/1999 Grimsrud D6/375
- D422,800 S 4/2000 Lau
- 6,155,647 A 12/2000 Albecker, III
- D446,951 S 8/2001 Sheedy
- 6,270,155 B1 8/2001 Rashid
- D462,557 S 9/2002 Scheetz
- D503,855 S * 4/2005 Best D6/335
- D510,668 S * 10/2005 Eldøy D6/375

* cited by examiner

Primary Examiner—Caron D. Veynar

Assistant Examiner—Abraham Bahta

(74) *Attorney, Agent, or Firm*—Ingrassia Fisher & Lorenz, P.C.

(57) **CLAIM**

The ornamental design for a stackable rocker chair, as shown and described.

DESCRIPTION

FIG. 1 is a perspective view of a stackable rocker chair, with elements in dashed lines forming no part of the claimed design.

FIG. 2 is a right side view of a stackable rocker chair. The left side view of a stackable rocker chair is an identical mirror image of FIG. 2 and is omitted.

FIG. 3 is a front view of a stackable rocker chair, with elements in dashed lines forming no part of the claimed design.

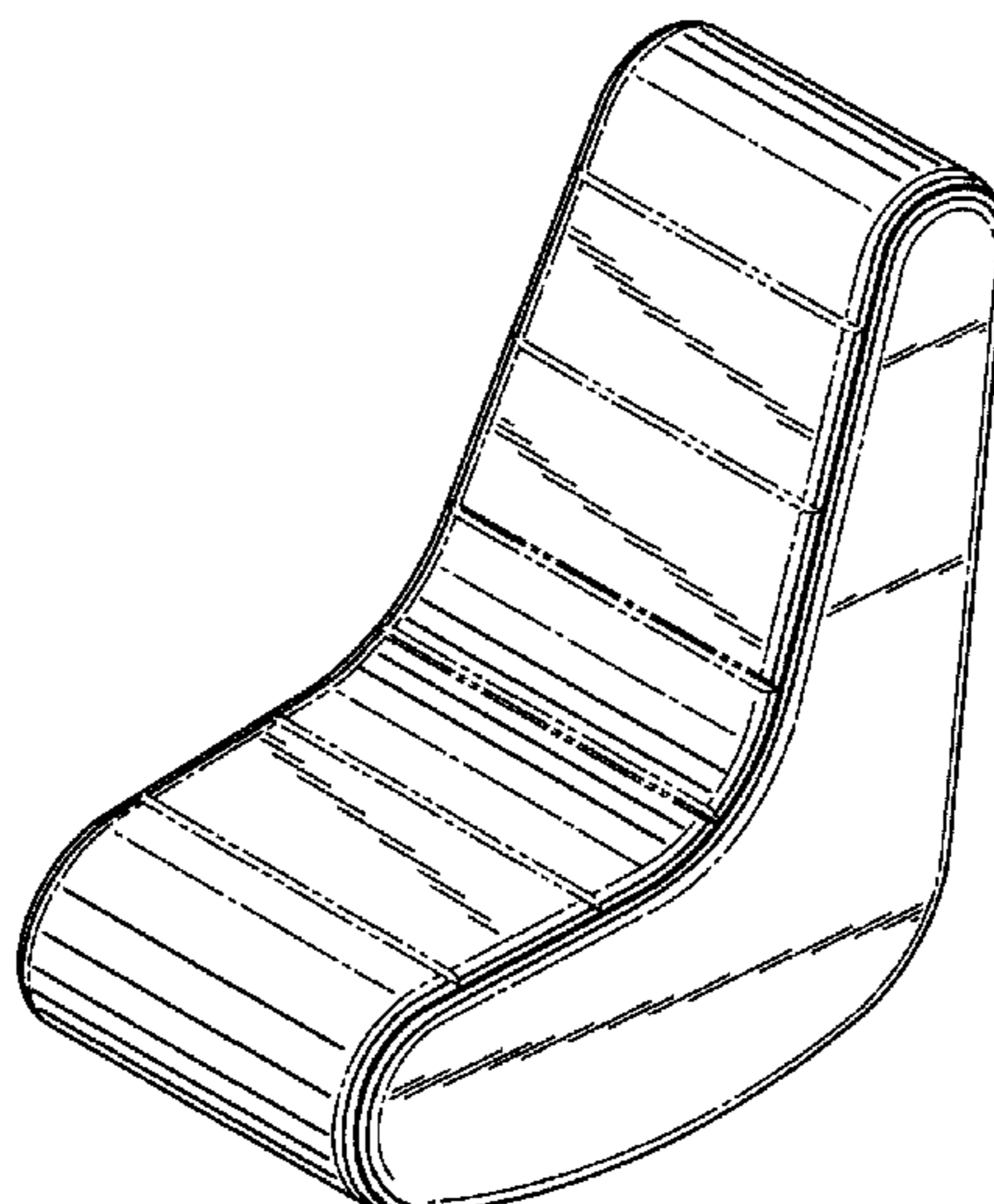
FIG. 4 is a back view of a stackable rocker chair.

FIG. 5 is a top view of a stackable rocker chair, with elements in dashed lines forming no part of the claimed design.

FIG. 6 is a bottom view of a stackable rocker chair; and,

FIG. 7 is a perspective view of two stackable rocker chairs, with elements in dashed lines forming no part of the claimed design.

1 Claim, 4 Drawing Sheets



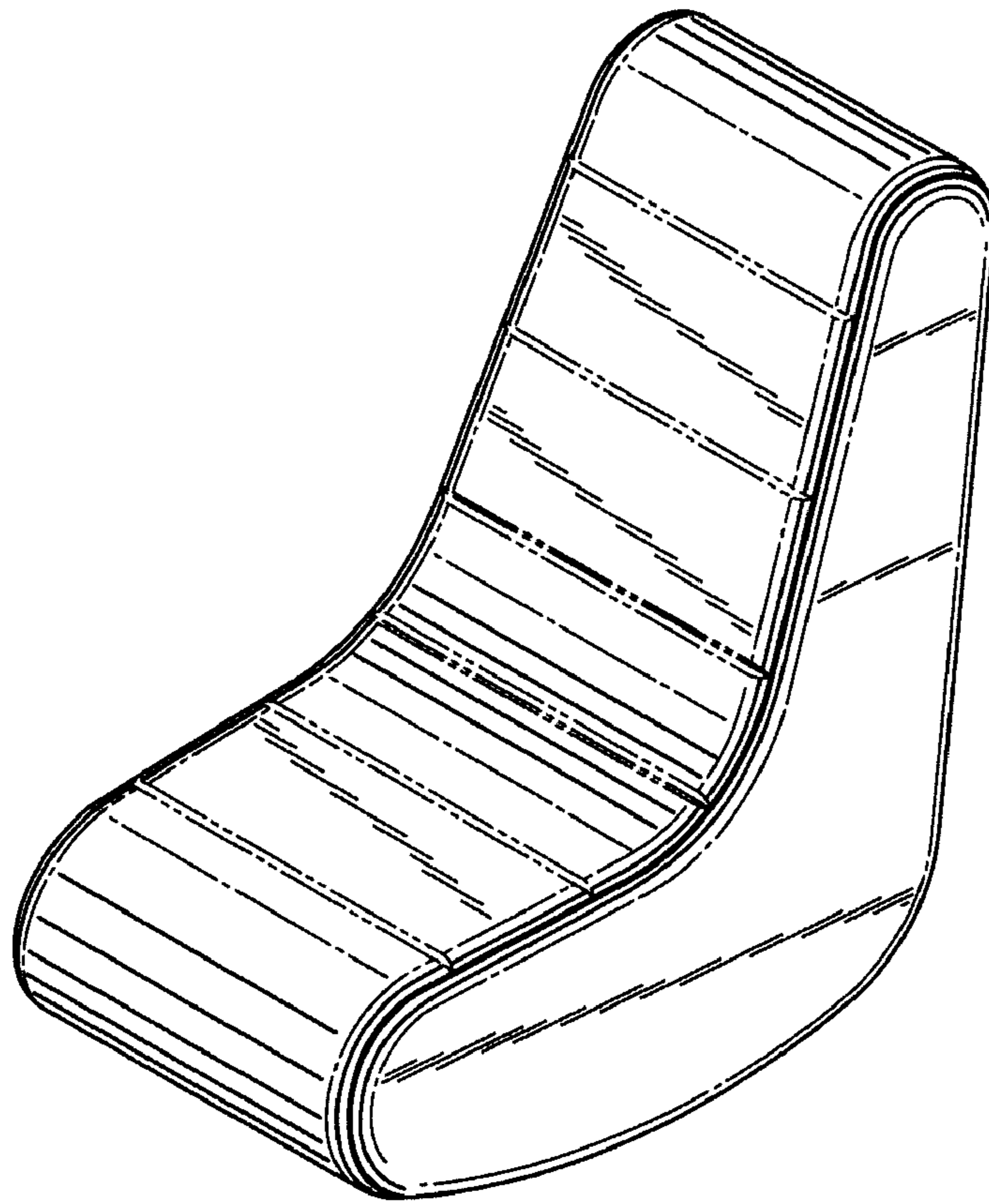


Fig. 1

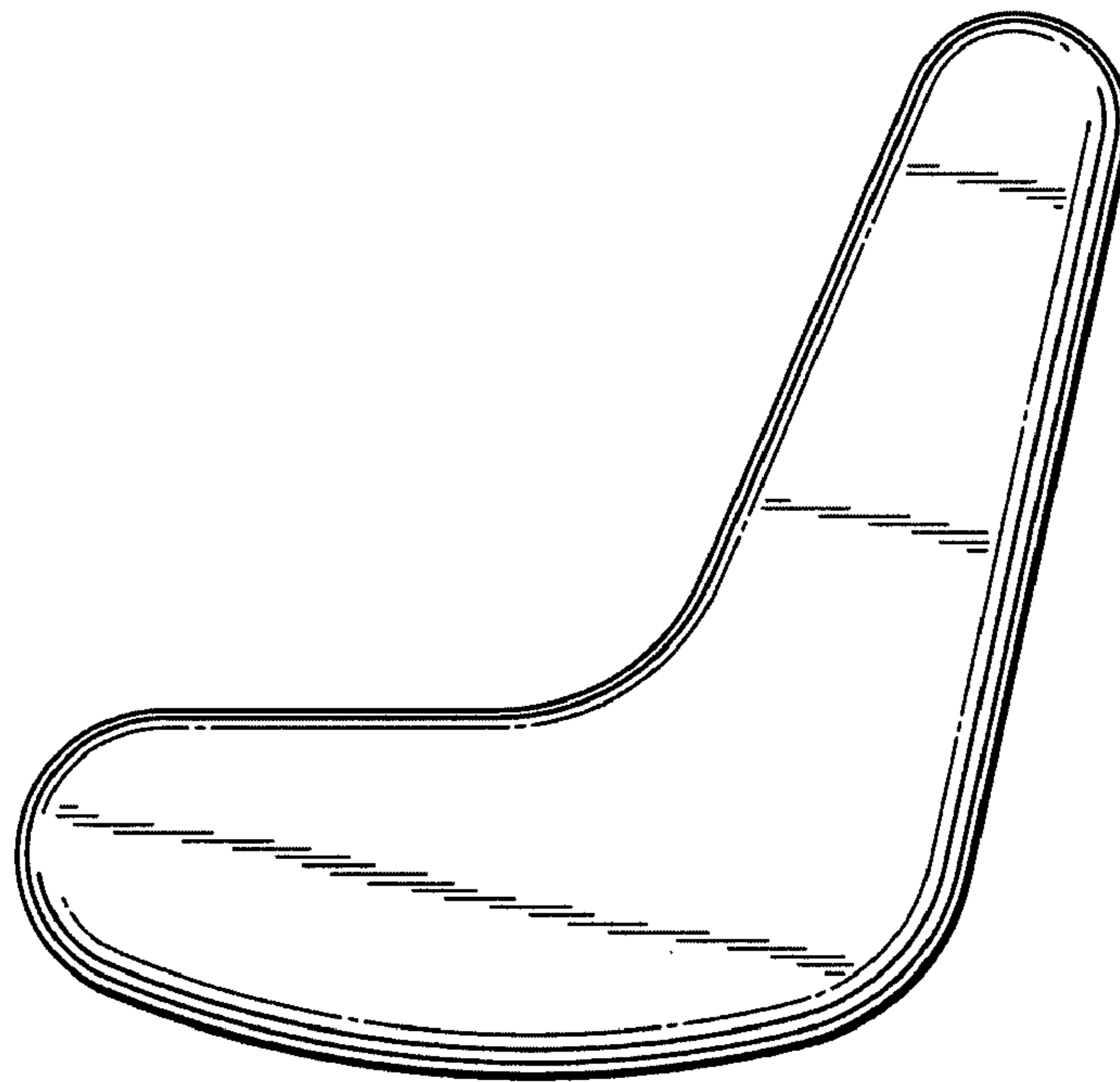


Fig. 2

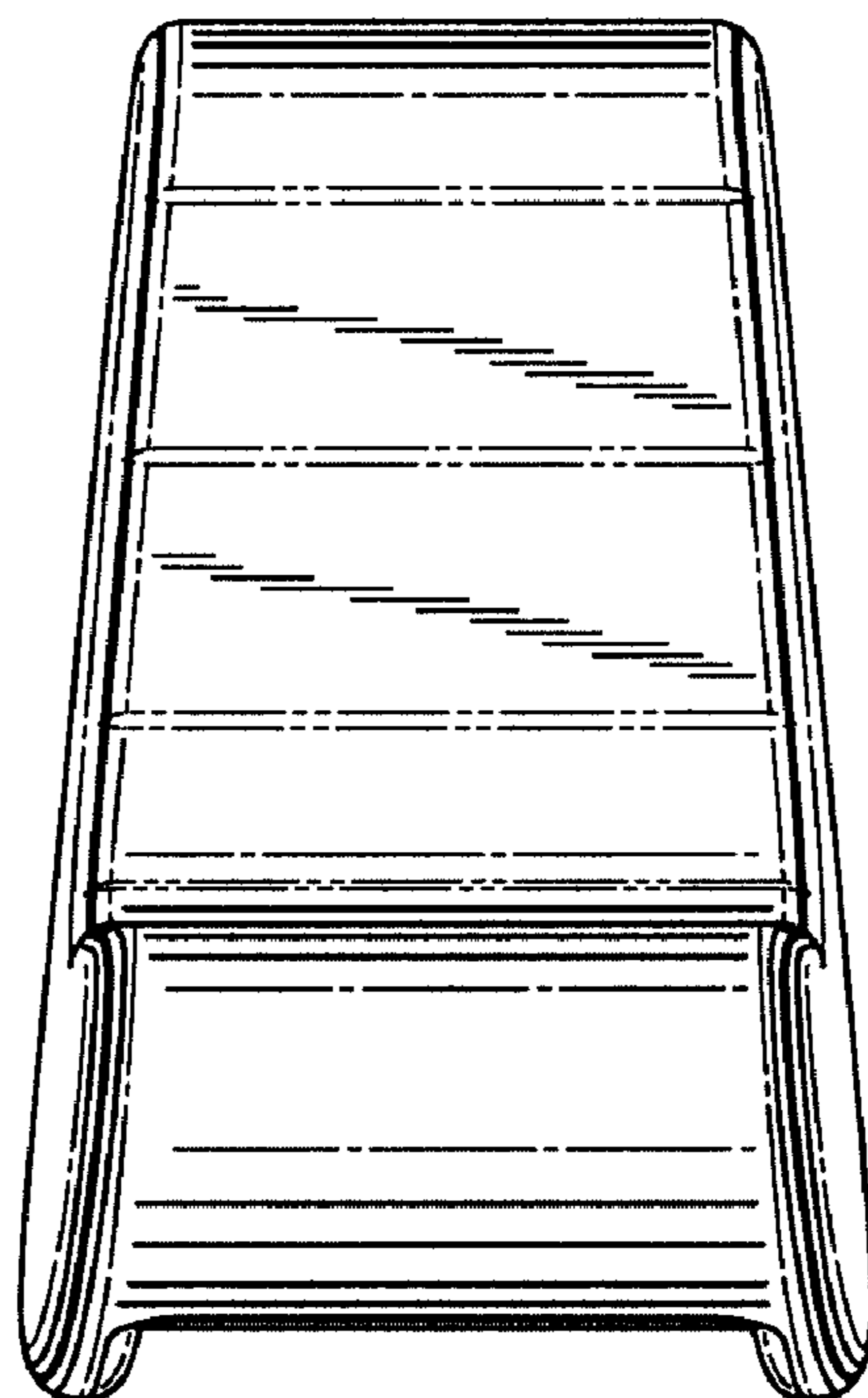


Fig. 3

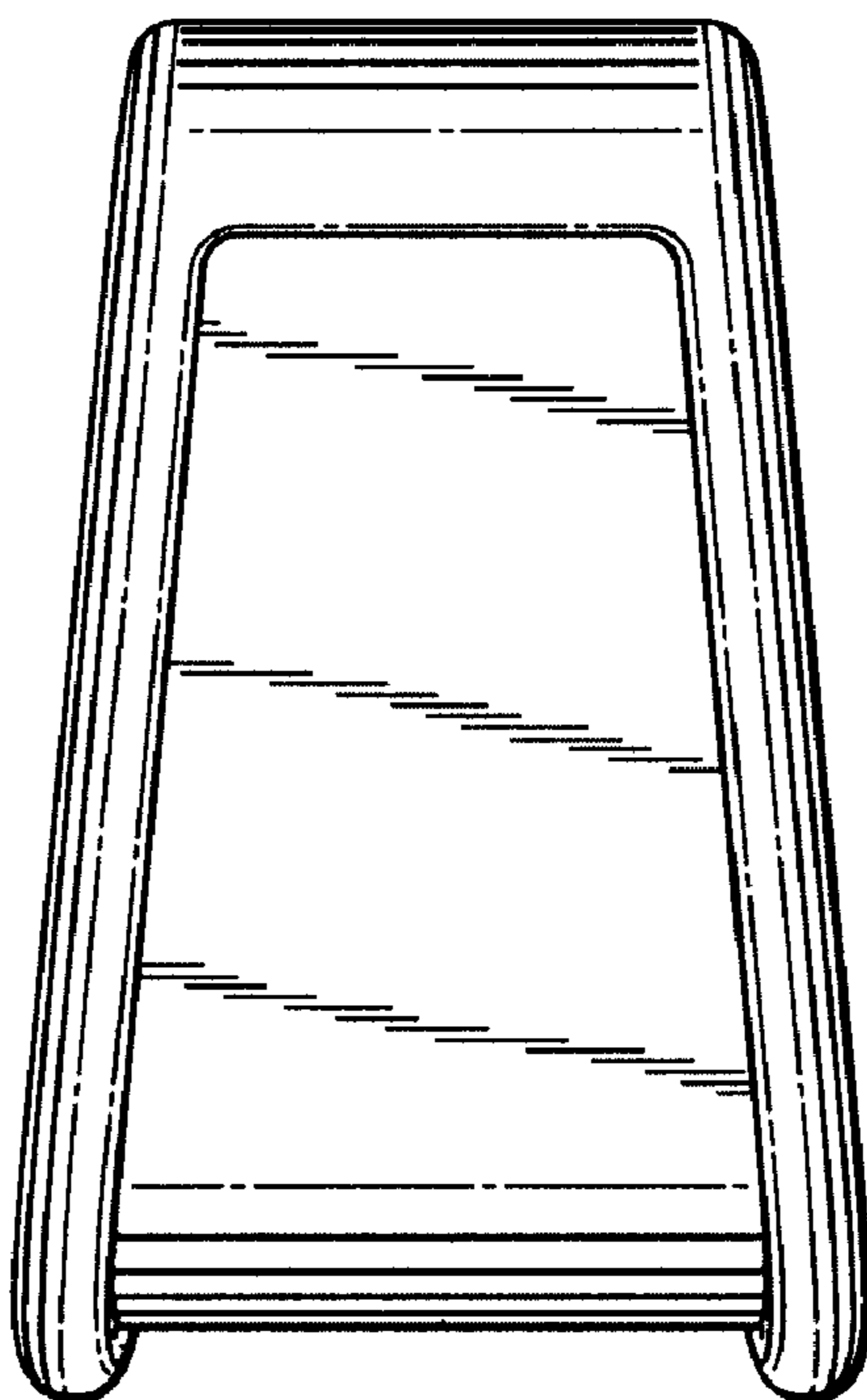


Fig. 4

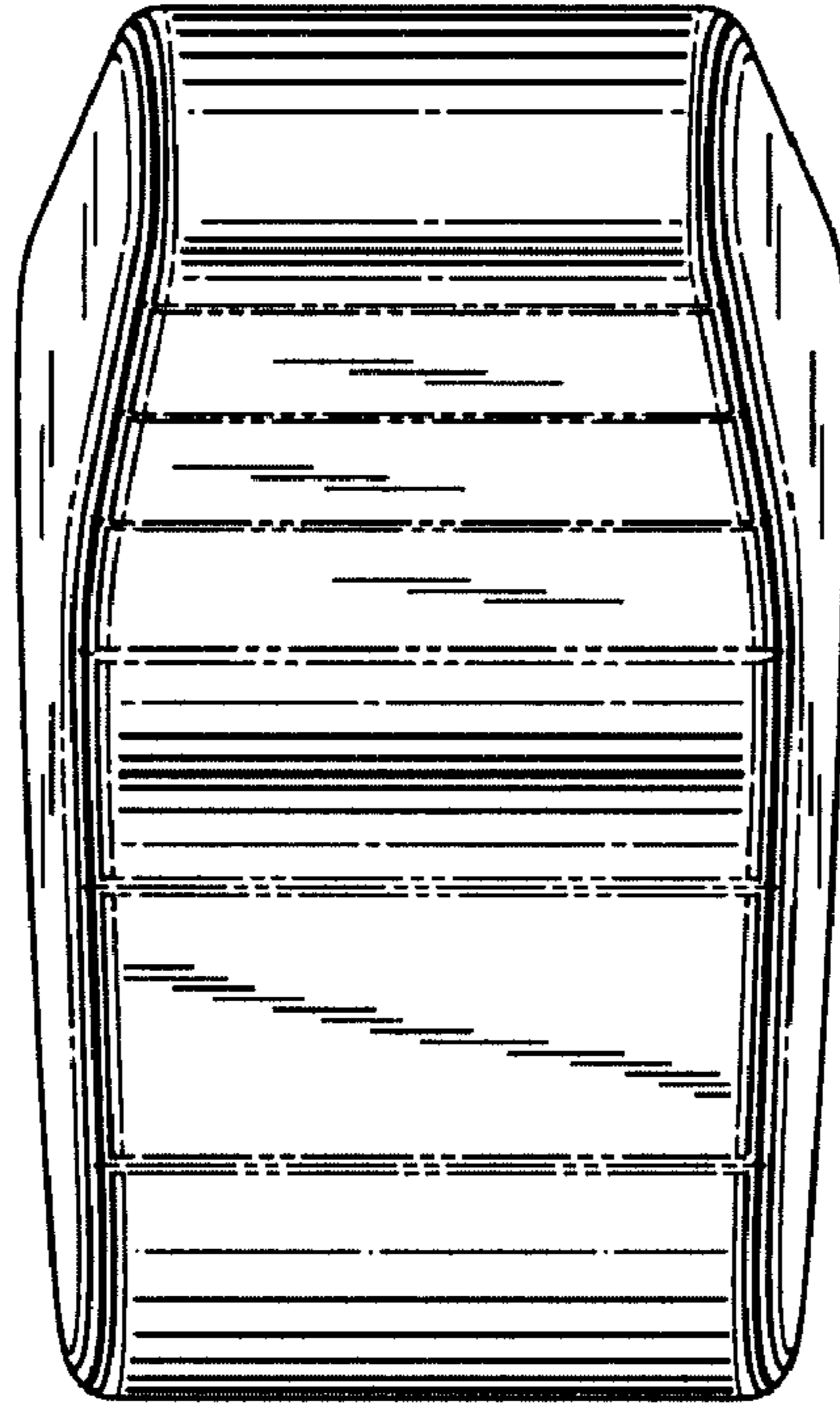


Fig. 5

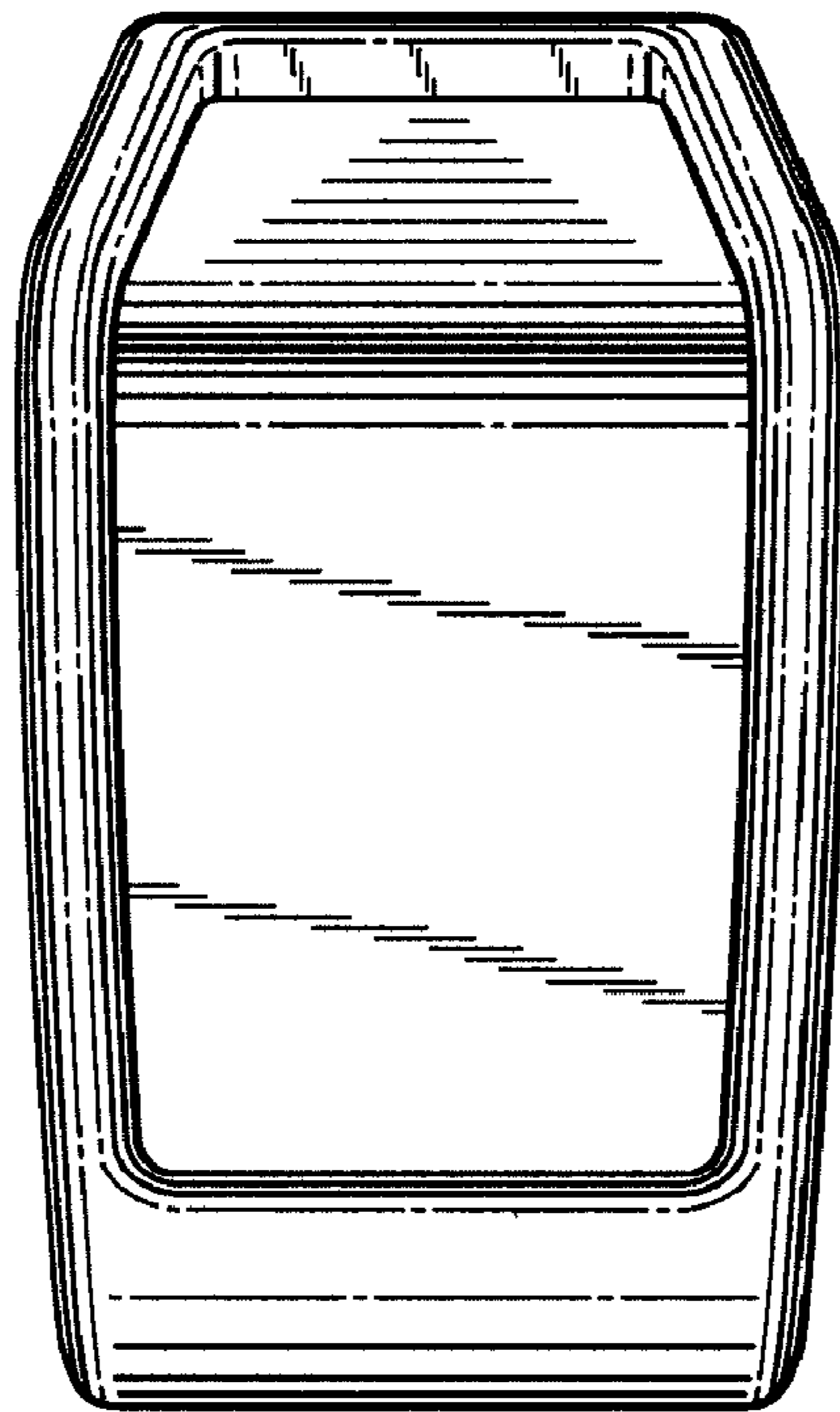


Fig. 6

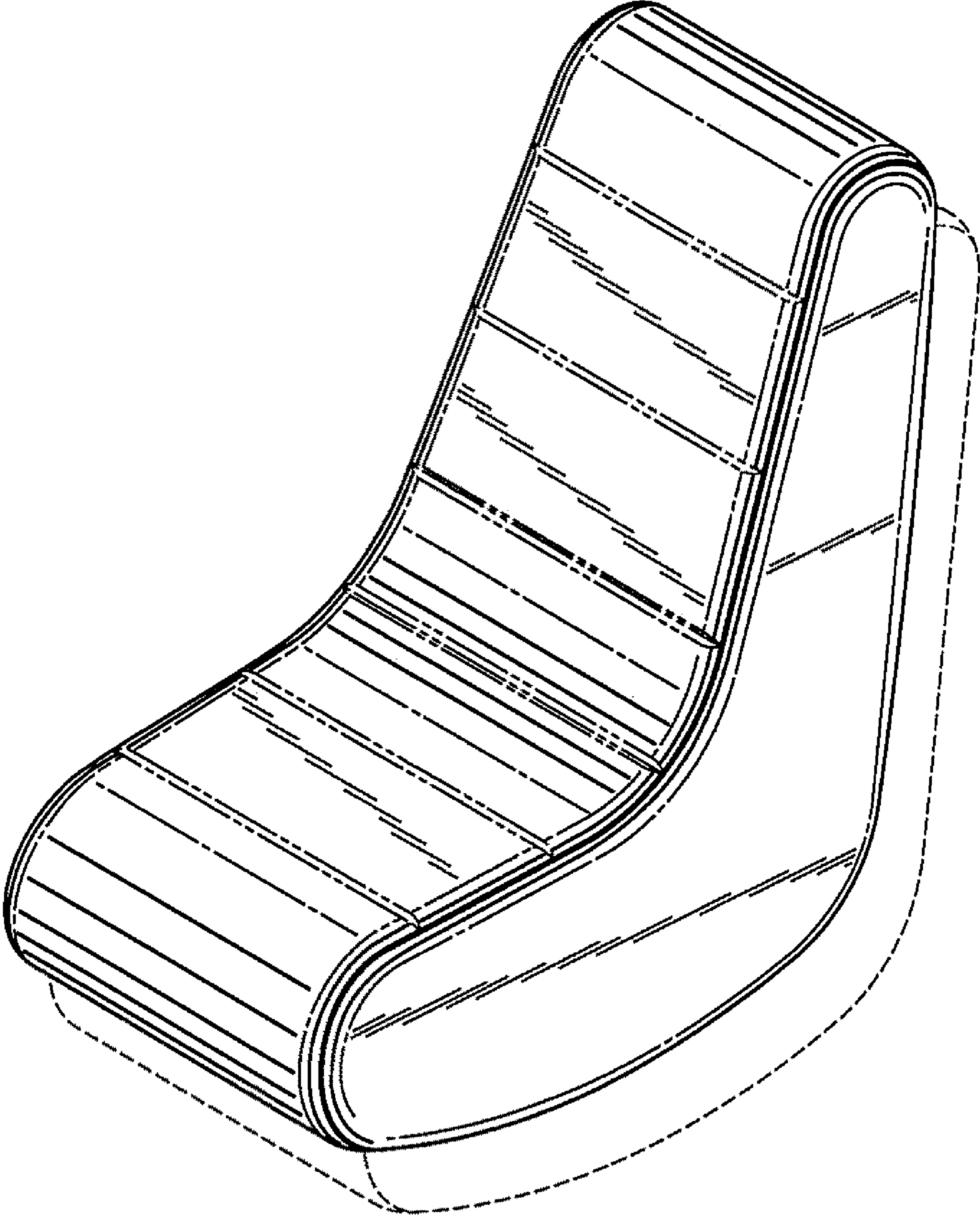


Fig. 7